



US00D887845S

(12) **United States Design Patent**  
**LaPierre**

(10) **Patent No.:** **US D887,845 S**  
(45) **Date of Patent:** **\*\* Jun. 23, 2020**

(54) **BOTTLE WITH CAP**  
(71) Applicant: **Zarbee's Inc.**, Greenwich, CT (US)  
(72) Inventor: **Melissa LaPierre**, Greenwich, CT (US)  
(73) Assignee: **Zarbee's Inc.**, Greenwich, CT (US)  
(\*\*) Term: **15 Years**

D800,560 S \* 10/2017 Lang ..... D9/500  
D801,179 S \* 10/2017 McGreevy ..... D9/500  
D836,459 S \* 12/2018 Thuesen ..... D9/716  
D839,741 S \* 2/2019 Hawry ..... D9/504

(21) Appl. No.: **29/709,515**  
(22) Filed: **Oct. 15, 2019**  
(51) **LOC (12) Cl.** ..... **09-01**  
(52) **U.S. Cl.**  
USPC ..... **D9/503**; D9/452; D9/454  
(58) **Field of Classification Search**  
USPC ..... D9/434-436, 444-445, 447, 451-452,  
D9/454, 500, 503-505, 516, 530,  
D9/537-540, 544-545, 549, 558,  
D9/715-716, 719; D7/608; D10/46.2,  
D10/96, 101  
CPC ..... B65D 1/00; B65D 1/02; B65D 1/0223;  
B65D 1/023; B65D 2501/00; B65D  
2501/0009  
See application file for complete search history.

**FOREIGN PATENT DOCUMENTS**

CN 304726223 S 7/2018  
CN 304726525 S 7/2018

\* cited by examiner

*Primary Examiner* — Dana Meyrow  
(74) *Attorney, Agent, or Firm* — Laura A. Donnelly

(57) **CLAIM**

The ornamental design for a bottle with cap, substantially as shown and described.

**DESCRIPTION**

FIG. 1 is a perspective view of a bottle with cap in accordance with the invention.  
FIG. 2 is a front view of the bottle with cap depicted in FIG. 1.  
FIG. 3 is a left view of the bottle with cap depicted in FIG. 1.  
FIG. 4 is a right view of the bottle with cap depicted in FIG. 1.  
FIG. 5 is a rear view of the bottle with cap depicted in FIG. 1.  
FIG. 6 is a top view of the bottle with cap depicted in FIG. 1; and,  
FIG. 7 is a bottom view of the bottle with cap depicted in FIG. 1.

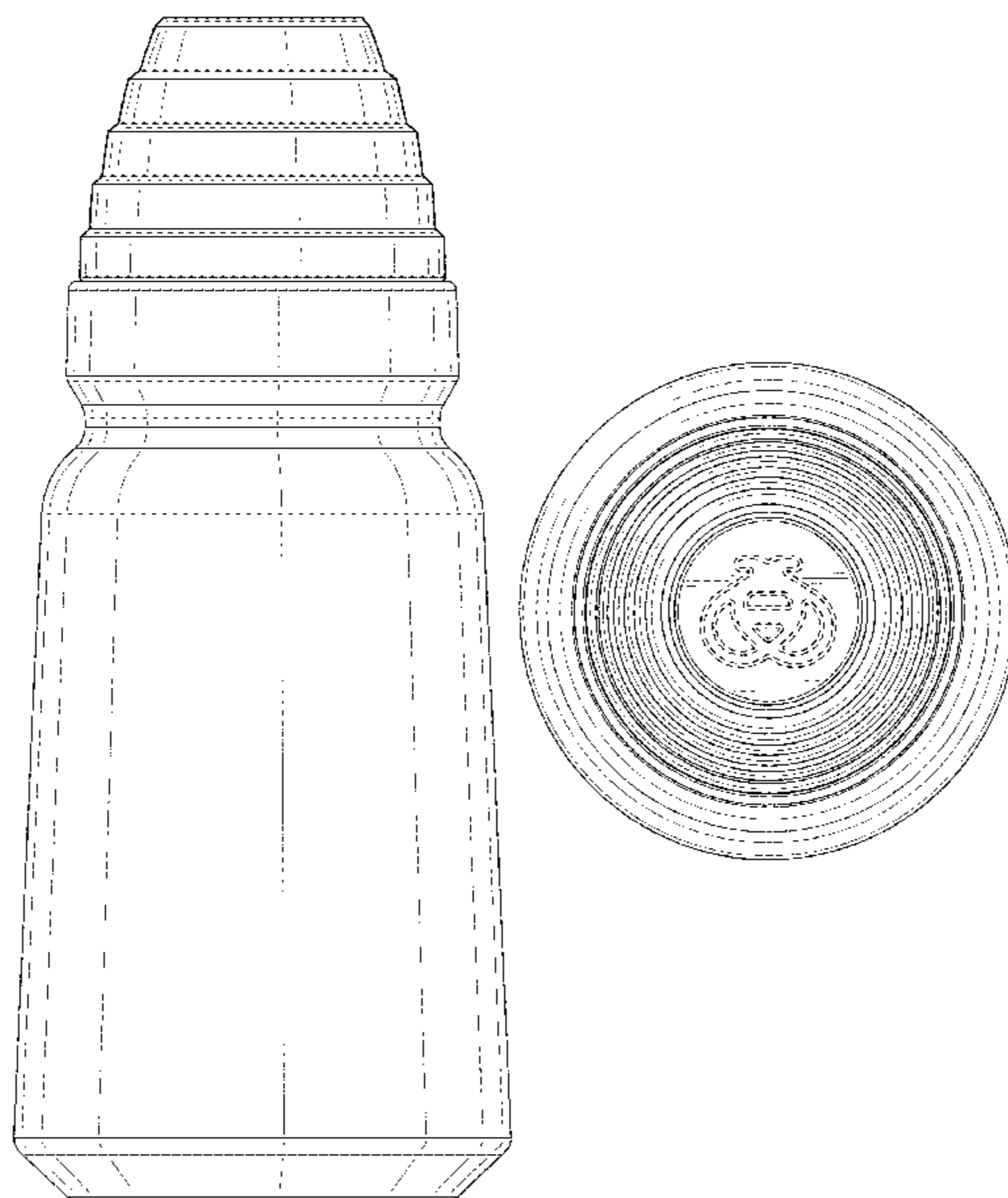
The ornamental design which is claimed is shown in solid lines in the drawings. The broken lines are shown for the purpose of illustrating portions of the bottle with cap and form no part of the claimed design.

**1 Claim, 6 Drawing Sheets**

(56) **References Cited**

**U.S. PATENT DOCUMENTS**

D58,689 S \* 8/1921 Senften ..... D9/600  
D220,995 S \* 6/1971 Plummer ..... D9/500  
D258,045 S \* 1/1981 Collins ..... D9/500  
D302,790 S \* 8/1989 Roe ..... D9/640  
D321,643 S \* 11/1991 Katada ..... D9/435  
D321,644 S \* 11/1991 Katada ..... D9/503  
D321,645 S \* 11/1991 Katada ..... D9/503  
D405,372 S \* 2/1999 Yucknut ..... D9/504  
D415,031 S \* 10/1999 Mahlmann ..... D9/520  
D614,030 S \* 4/2010 Kuzma ..... D9/500  
D685,637 S \* 7/2013 Colon ..... D9/500  
D777,985 S \* 1/2017 Schlatter ..... D28/85



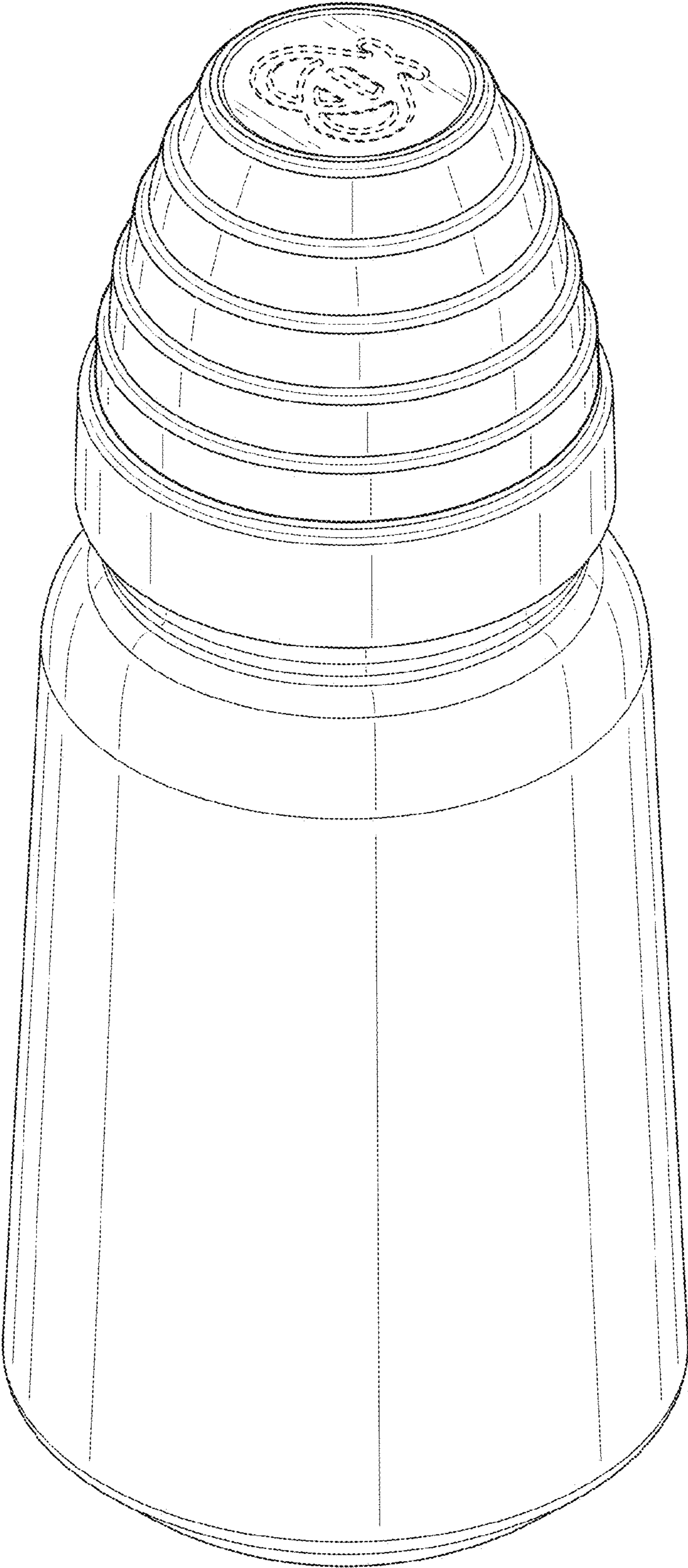


FIG. 1




FIG. 2




FIG. 3




FIG. 4




FIG. 5

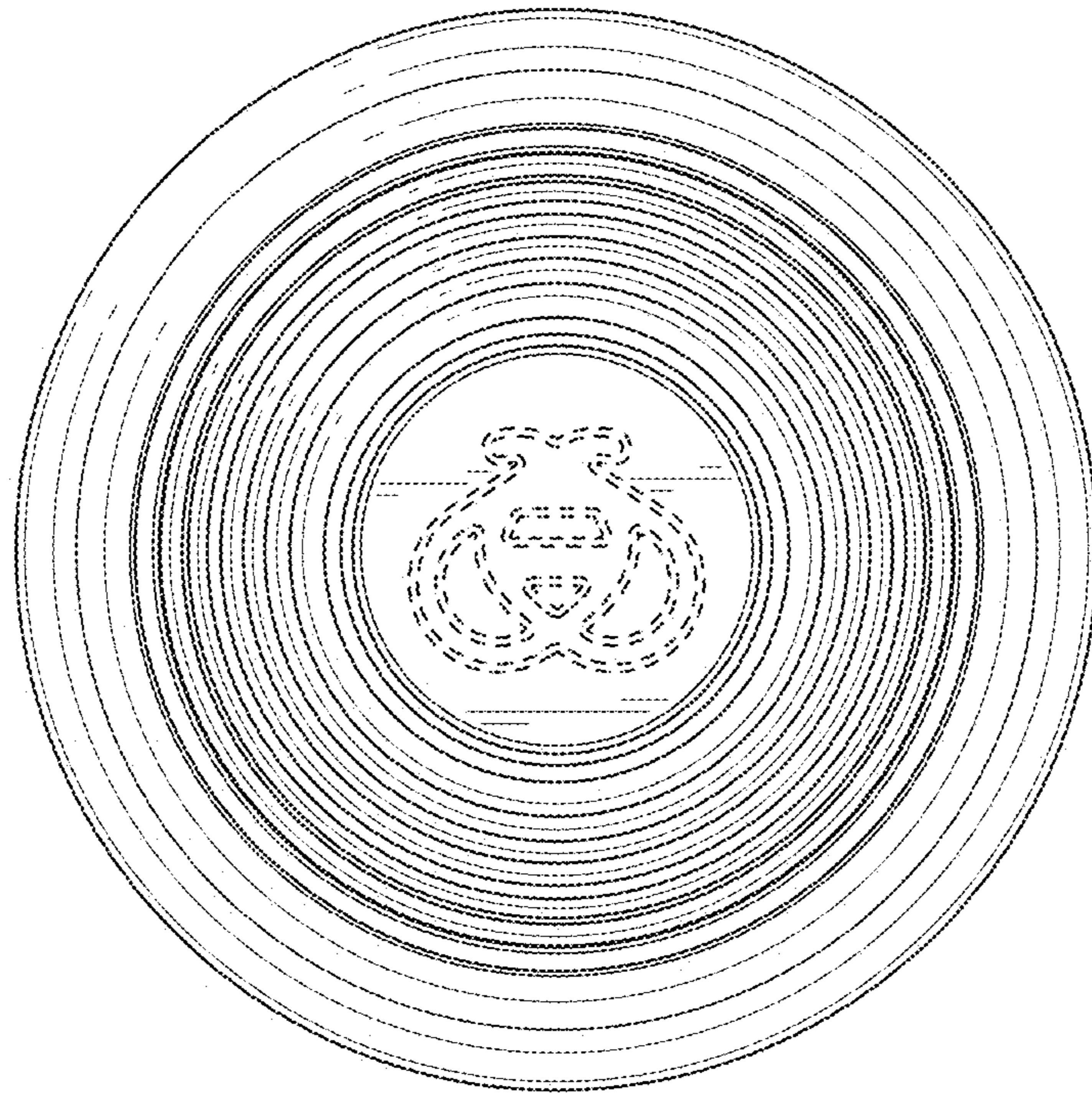


FIG. 6

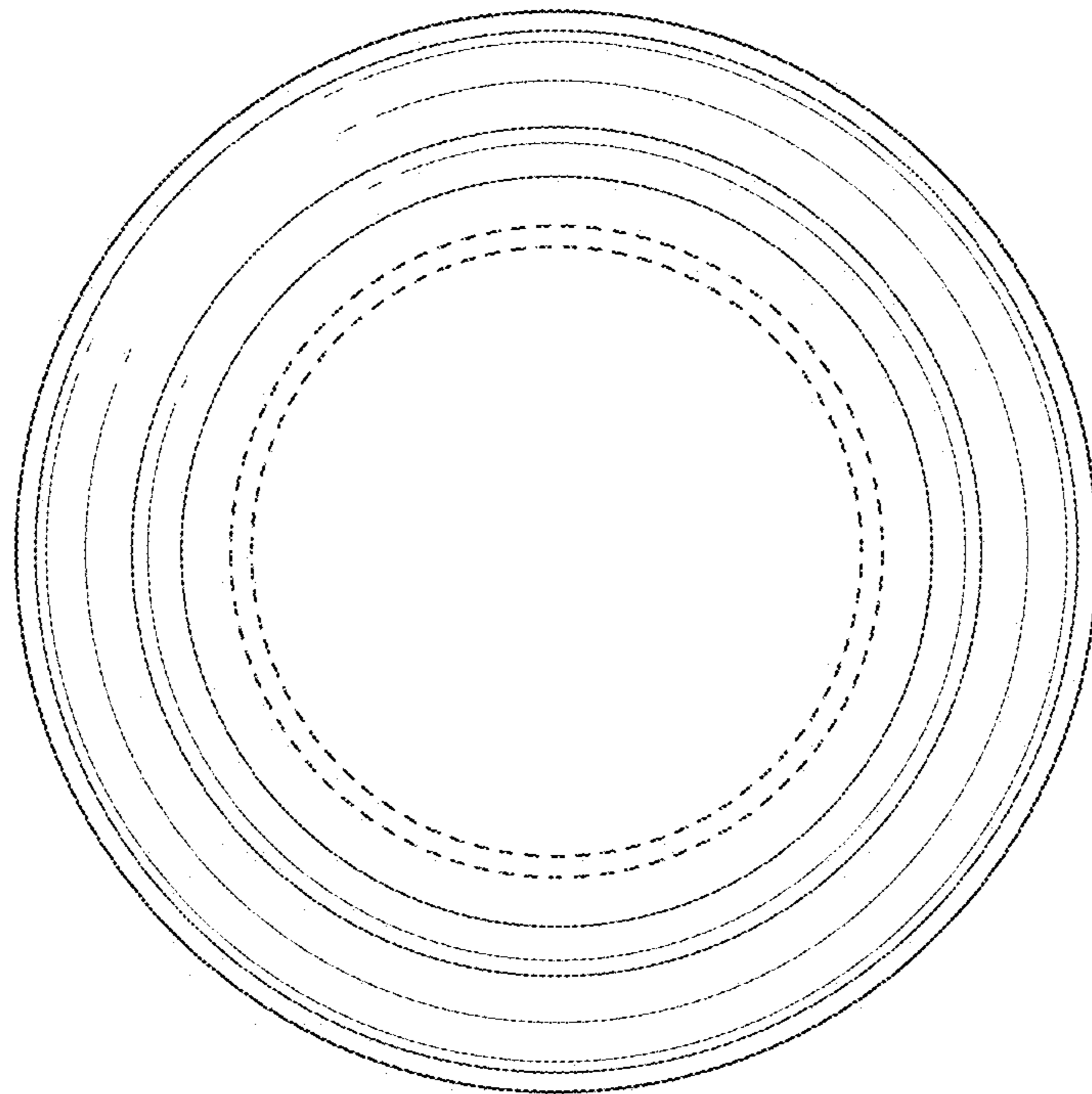


FIG. 7