



US00D887812S

(12) **United States Design Patent** (10) **Patent No.:** **US D887,812 S**
Burns et al. (45) **Date of Patent:** **** *Jun. 23, 2020**

- (54) **HANDWHEEL** D330,319 S * 10/1992 Linderman D23/250
- (71) Applicant: **Reliance Worldwide Corporation,** D365,009 S * 12/1995 Lenberg D8/307
Atlanta, GA (US) D440,084 S * 4/2001 Lee D6/366
- (72) Inventors: **William J Burns,** Dandenong South D632,944 S * 2/2011 Kang D8/312
Vic (AU); **Albert William Thibodeaux,** D701,443 S * 3/2014 Weigl, Jr. B25G 1/00
Jr., Decatur, AL (US) D8/107
- (73) Assignee: **Reliance Worldwide Corporation,** D703,296 S * 4/2014 Conway D23/253
Atlanta, GA (US) D721,567 S * 1/2015 Corpuz, Jr. D8/305
- (*) Notice: This patent is subject to a terminal dis- D813,640 S * 3/2018 Osanai D8/310
claimer. D859,125 S * 9/2019 Weagle D8/310
- (**) Term: **15 Years** D862,663 S * 10/2019 Kulig D23/253
- (21) Appl. No.: **29/665,725** 2005/0283049 A1 * 12/2005 Seki A61B 1/0011
600/147
- (22) Filed: **Oct. 5, 2018** 2019/0186642 A1 * 6/2019 Burns F16K 5/0689
- (51) **LOC (12) Cl.** **08-06**
- (52) **U.S. Cl.**
- (58) **Field of Classification Search**

D330,319 S * 10/1992 Linderman D23/250
D365,009 S * 12/1995 Lenberg D8/307
D440,084 S * 4/2001 Lee D6/366
D632,944 S * 2/2011 Kang D8/312
D701,443 S * 3/2014 Weigl, Jr. B25G 1/00
D8/107
D703,296 S * 4/2014 Conway D23/253
D721,567 S * 1/2015 Corpuz, Jr. D8/305
D813,640 S * 3/2018 Osanai D8/310
D859,125 S * 9/2019 Weagle D8/310
D862,663 S * 10/2019 Kulig D23/253
2005/0283049 A1 * 12/2005 Seki A61B 1/0011
600/147
2019/0186642 A1 * 6/2019 Burns F16K 5/0689

OTHER PUBLICATIONS

Apollo Retail Products Catalog dated Jul. 30, 2018 at p. 58, Ninety (90) pages total.
Apollo® Retail Parts Catalog, 90 pages (Jul. 30, 2018).

* cited by examiner

Primary Examiner — Lauren R Calve
(74) *Attorney, Agent, or Firm* — Foley & Lardner LLP

(57) **CLAIM**

We claim the ornamental design for a handwheel, as shown and described.

DESCRIPTION

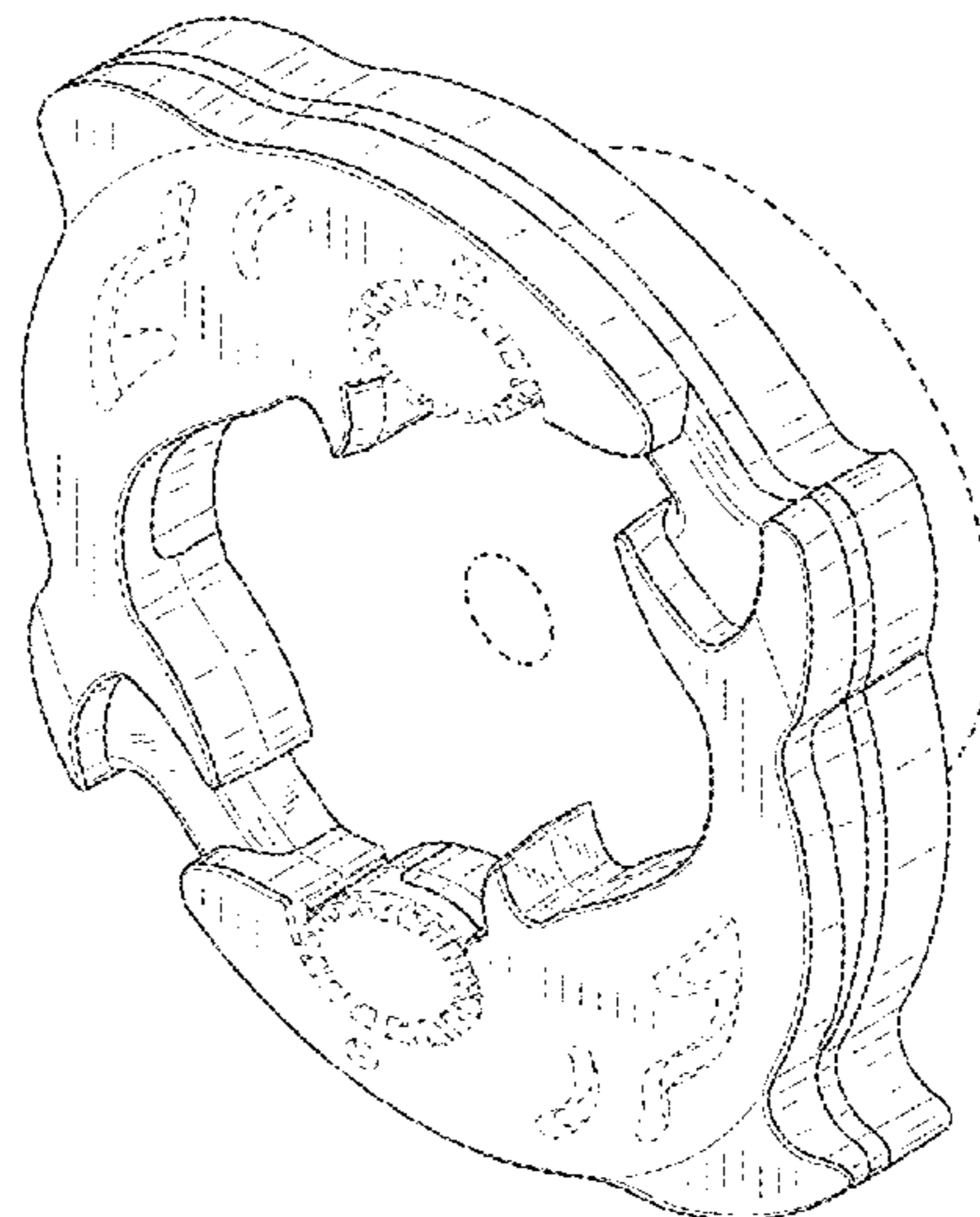
FIG. 1 is a perspective view of a handwheel;
FIG. 2 is a front view thereof;
FIG. 3 is a rear view thereof;
FIG. 4 is a side view thereof;
FIG. 5 is another side view thereof;
FIG. 6 is a top view thereof; and,
FIG. 7 is a bottom view thereof.
The ornamental design that is claimed is shown in the drawings as solid lines and surfaces having surface shading. The broken lines shown in the drawings depict environmental subject matter, are for illustrative purposes only, and form no part of the claimed design.

1 Claim, 4 Drawing Sheets

(56) **References Cited**

U.S. PATENT DOCUMENTS

- D20,056 S * 7/1890 Ferrell D23/251
- D197,960 S * 4/1964 Heyer D8/307
- D239,312 S * 3/1976 Foreman D11/27
- D277,336 S * 1/1985 Parrochia D3/235
- 4,876,766 A * 10/1989 Cohen F16K 31/602
16/426



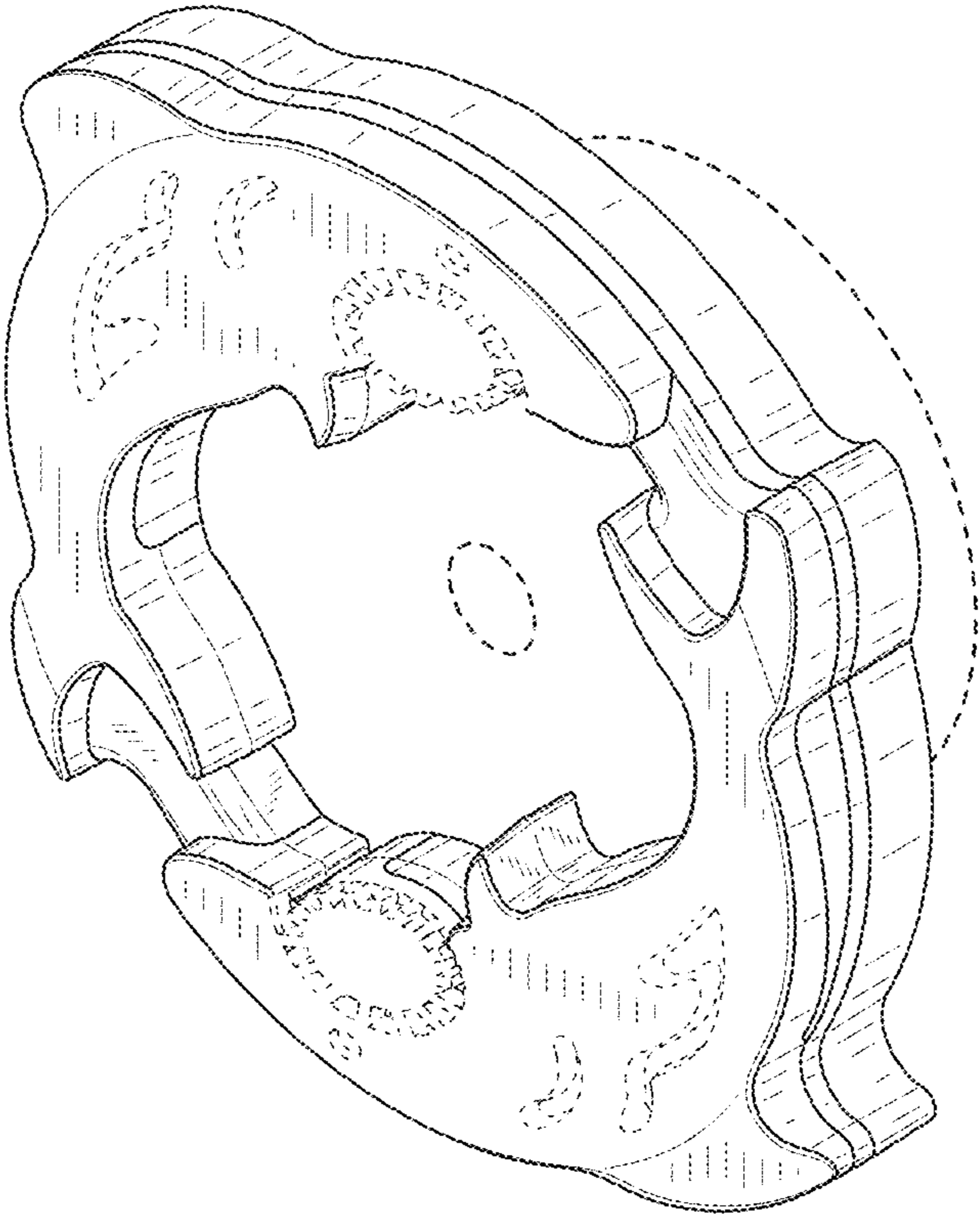


FIG. 1

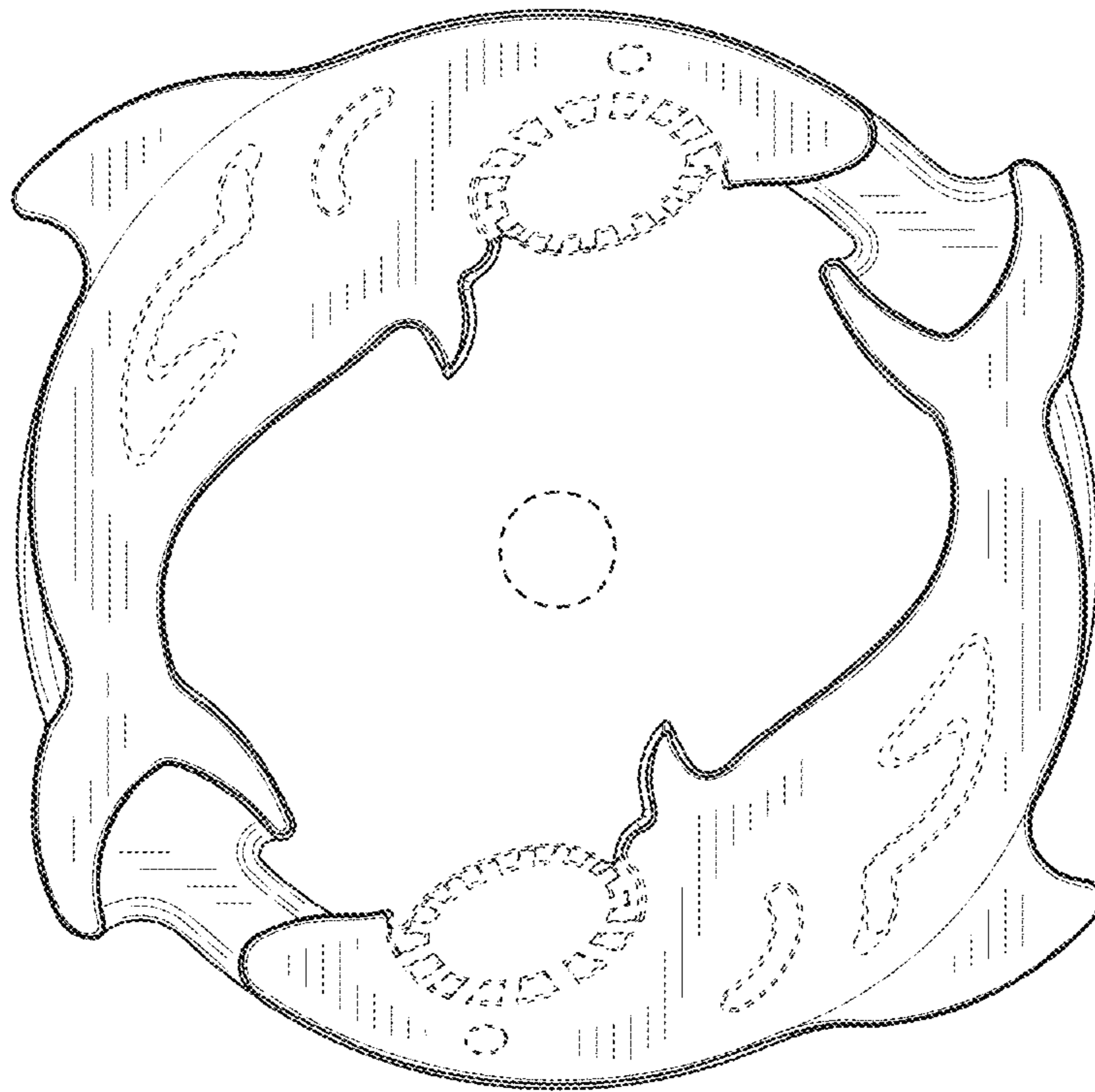


FIG. 2

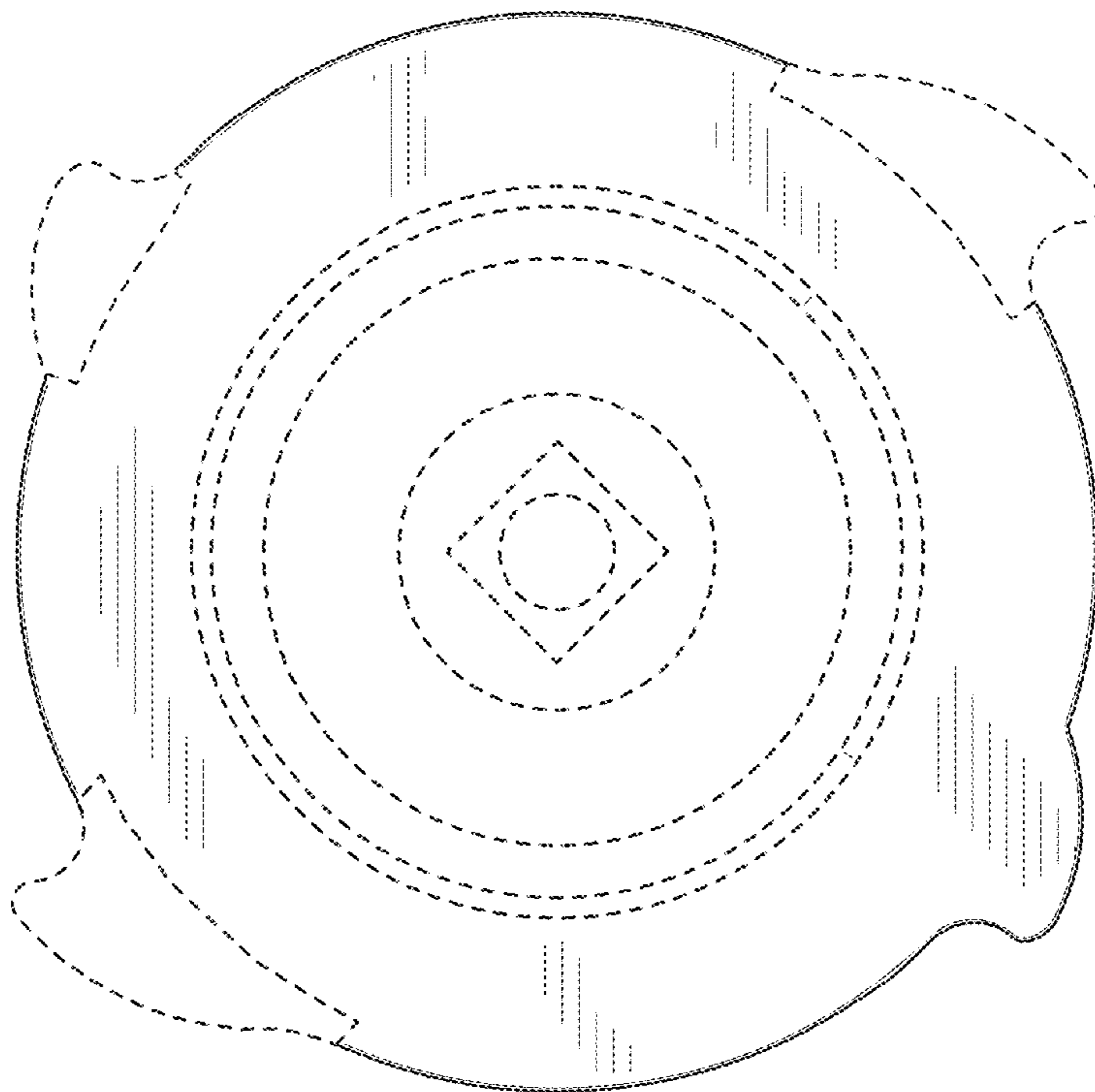


FIG. 3

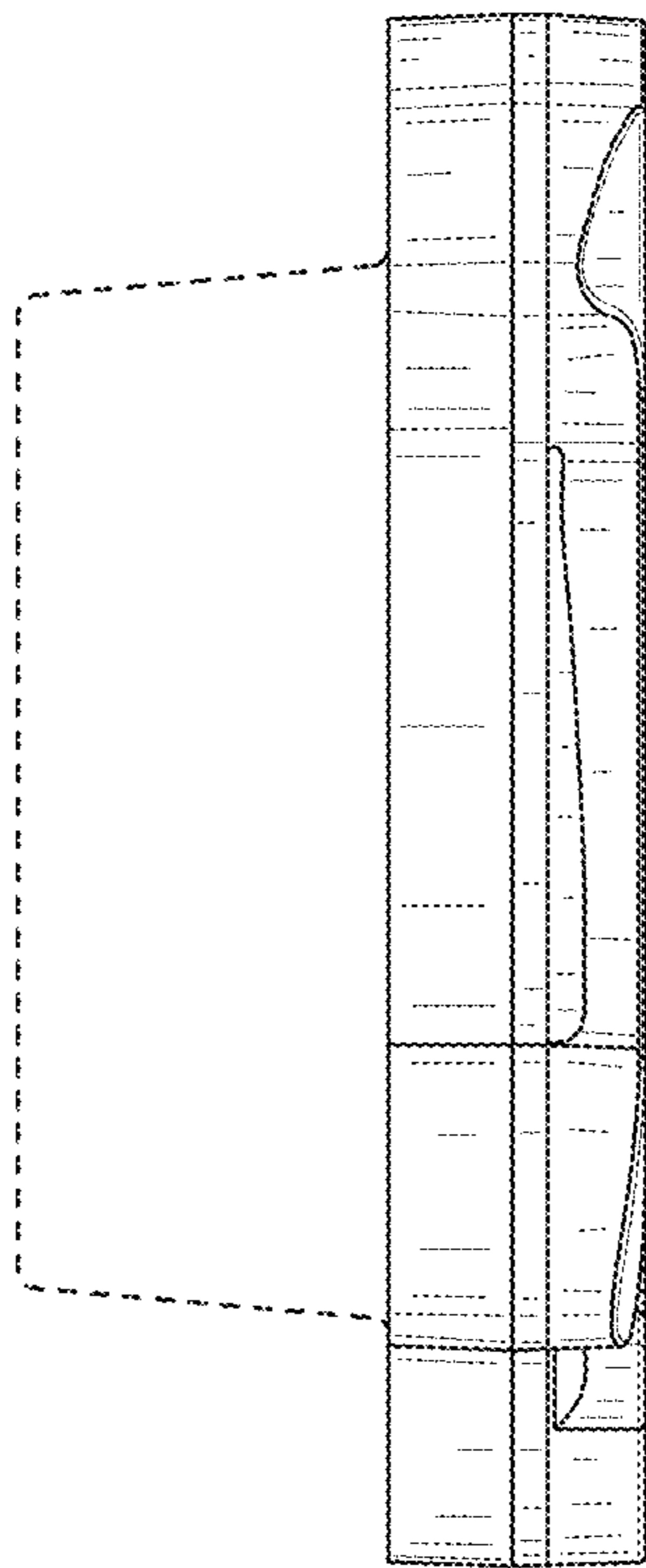


FIG. 4

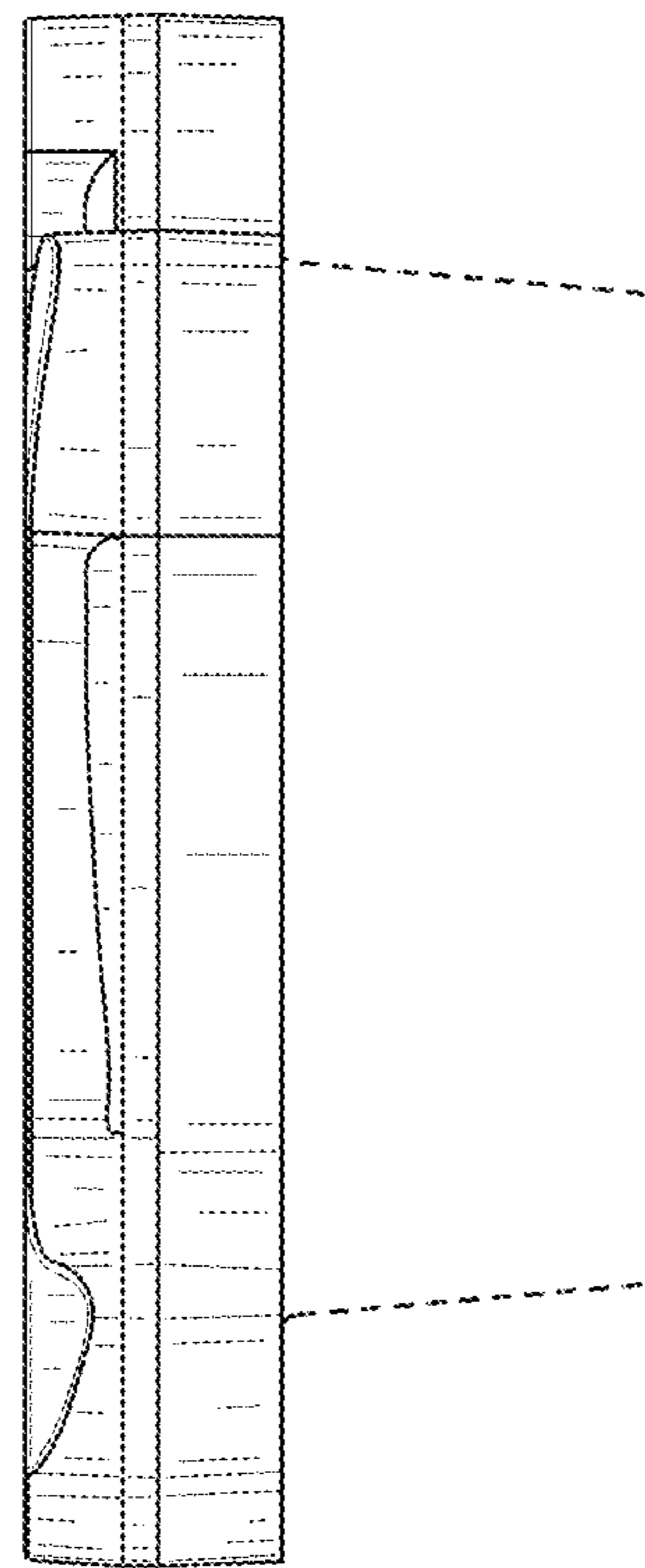


FIG. 5

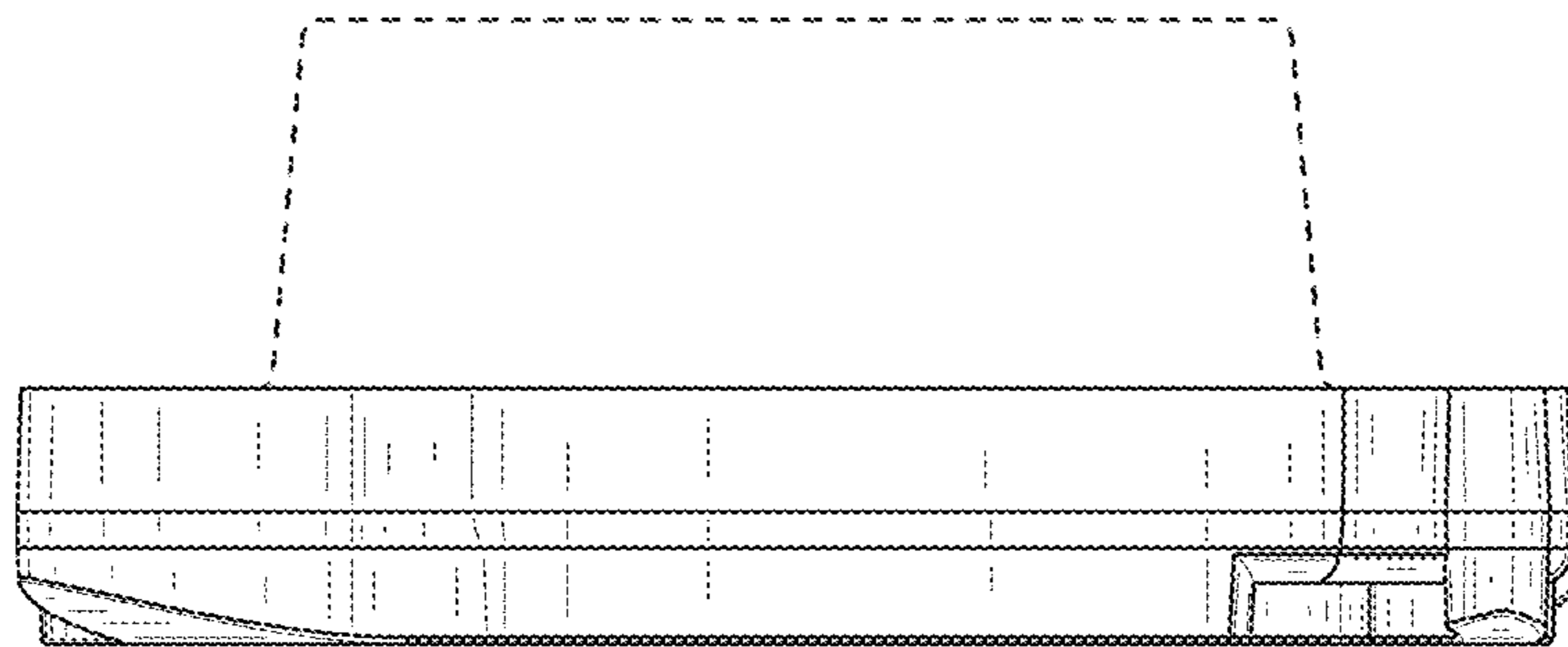


FIG. 6




FIG. 7