



US00D887808S

(12) **United States Design Patent**  
**Petzl**

(10) **Patent No.:** **US D887,808 S**  
(45) **Date of Patent:** **\*\* Jun. 23, 2020**

- (54) **ICE AXE**
- (71) Applicant: **ZEDEL**, Crolles (FR)
- (72) Inventor: **Paul Petzl**, Barraux (FR)
- (73) Assignee: **ZEDEL**, Crolles (FR)
- (\*\*) Term: **15 Years**
- (21) Appl. No.: **29/672,351**
- (22) Filed: **Dec. 5, 2018**
- (30) **Foreign Application Priority Data**

|              |    |   |         |         |       |            |
|--------------|----|---|---------|---------|-------|------------|
| D448,639     | S  | * | 10/2001 | Petzl   | ..... | A63B 29/08 |
|              |    |   |         |         |       | D8/76      |
| D448,640     | S  | * | 10/2001 | Petzl   | ..... | A63B 29/08 |
|              |    |   |         |         |       | D8/76      |
| 6,944,955    | B2 | * | 9/2005  | Skrivan | ..... | A63B 29/08 |
|              |    |   |         |         |       | 30/308.1   |
| 7,225,544    | B2 | * | 6/2007  | Petzl   | ..... | A63B 29/08 |
|              |    |   |         |         |       | 30/308.2   |
| D589,320     | S  | * | 3/2009  | Gobbi   | ..... | D8/76      |
| D744,802     | S  | * | 12/2015 | Petzl   | ..... | D8/76      |
| D759,455     | S  | * | 6/2016  | Petzl   | ..... | D8/76      |
| 2005/0144731 | A1 | * | 7/2005  | Petzl   | ..... | A63B 29/08 |
|              |    |   |         |         |       | 7/145      |
| 2007/0028462 | A1 | * | 2/2007  | Skrivan | ..... | A63B 29/08 |
|              |    |   |         |         |       | 30/308.1   |
| 2012/0167400 | A1 | * | 7/2012  | Codega  | ..... | A63B 29/08 |
|              |    |   |         |         |       | 30/308.1   |

- Jun. 6, 2018 (EM) ..... 005299765-0003
- (51) **LOC (12) Cl.** ..... **08-02**
- (52) **U.S. Cl.**  
USPC ..... **D8/76**
- (58) **Field of Classification Search**  
USPC ..... D8/14, 75, 76, 77, 78, 79, 80, 81, 105;  
D22/118  
CPC .. A45B 3/04; A45B 9/00; A63B 29/08; B26B  
23/00; B25D 1/00; B25F 1/00; B25F  
1/006; B25F 1/02; B25G 1/04; B25G  
3/28  
See application file for complete search history.

\* cited by examiner

*Primary Examiner* — Philip S Hyder  
(74) *Attorney, Agent, or Firm* — Oliff PLC

(57) **CLAIM**

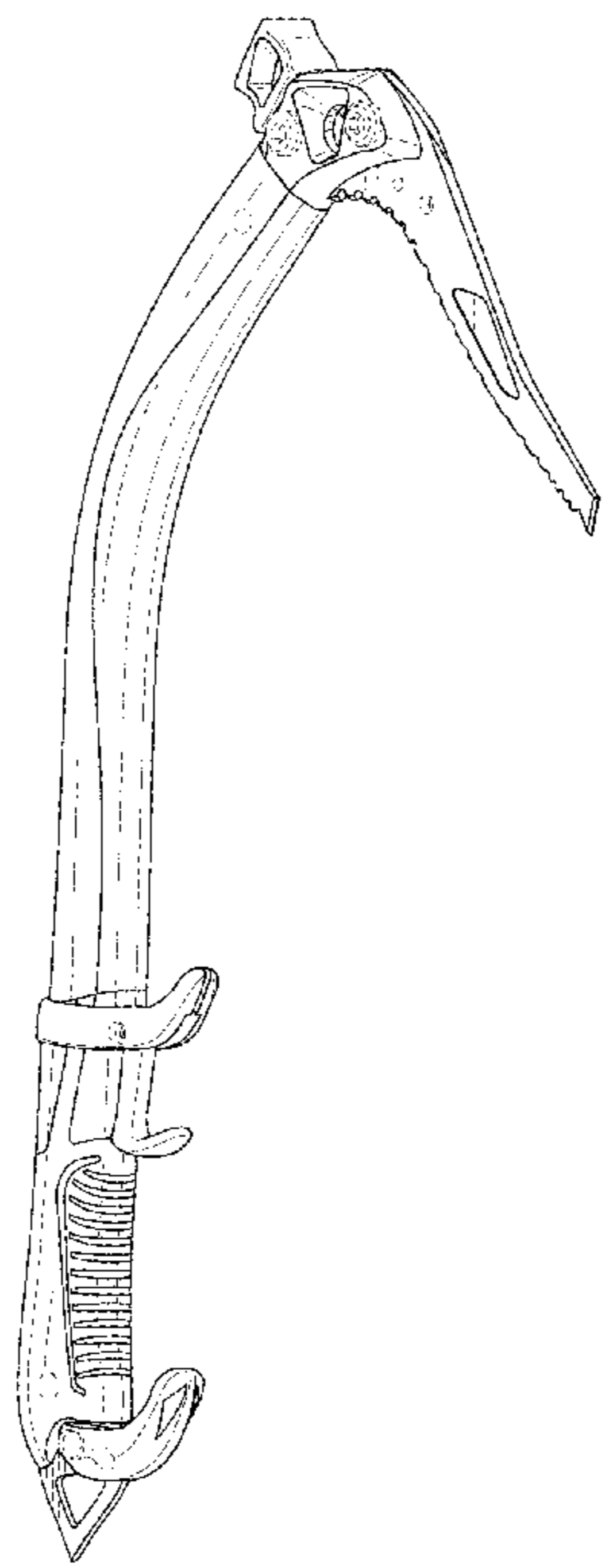
The ornamental design for an ice axe, as shown and described.

**DESCRIPTION**

FIG. 1 is a front, left-side perspective view of the ice axe; FIG. 2 is a left-side elevational view thereof; FIG. 3 is a top plan view thereof; FIG. 4 is a rear elevational view thereof; FIG. 5 is a front elevational view thereof; FIG. 6 is a right-side elevational view thereof; FIG. 7 is a bottom plan view thereof; and, FIG. 8 is a rear, right-side, top perspective view thereof. The broken lines depict portions of the ice axe that form no part of the claimed design.

- (56) **References Cited**  
U.S. PATENT DOCUMENTS  
4,308,628 A \* 1/1982 Kunberger ..... A63B 29/08  
7/145  
4,476,597 A \* 10/1984 Gobbi ..... B25D 7/00  
7/159  
5,226,718 A \* 7/1993 Lin ..... A45B 3/04  
362/102

**1 Claim, 5 Drawing Sheets**



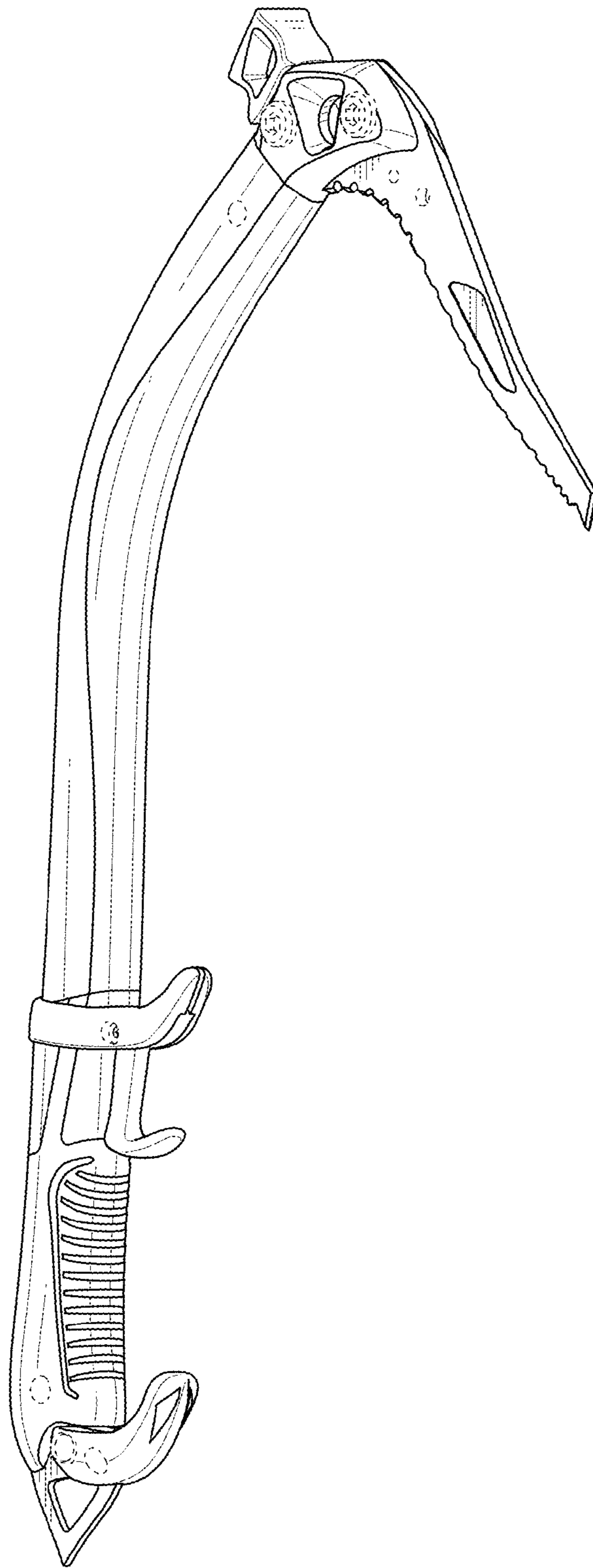


FIG. 1

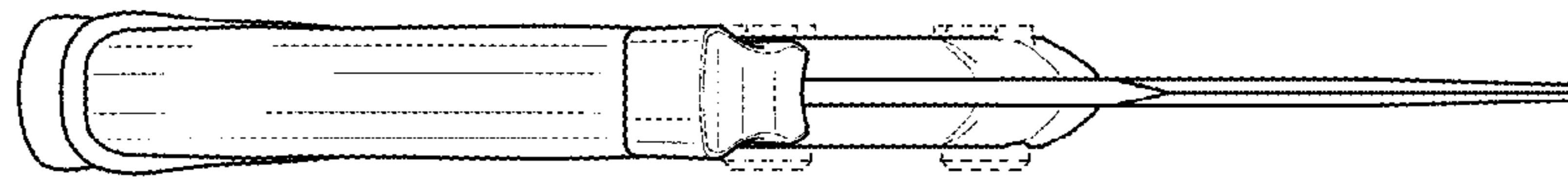


FIG. 3

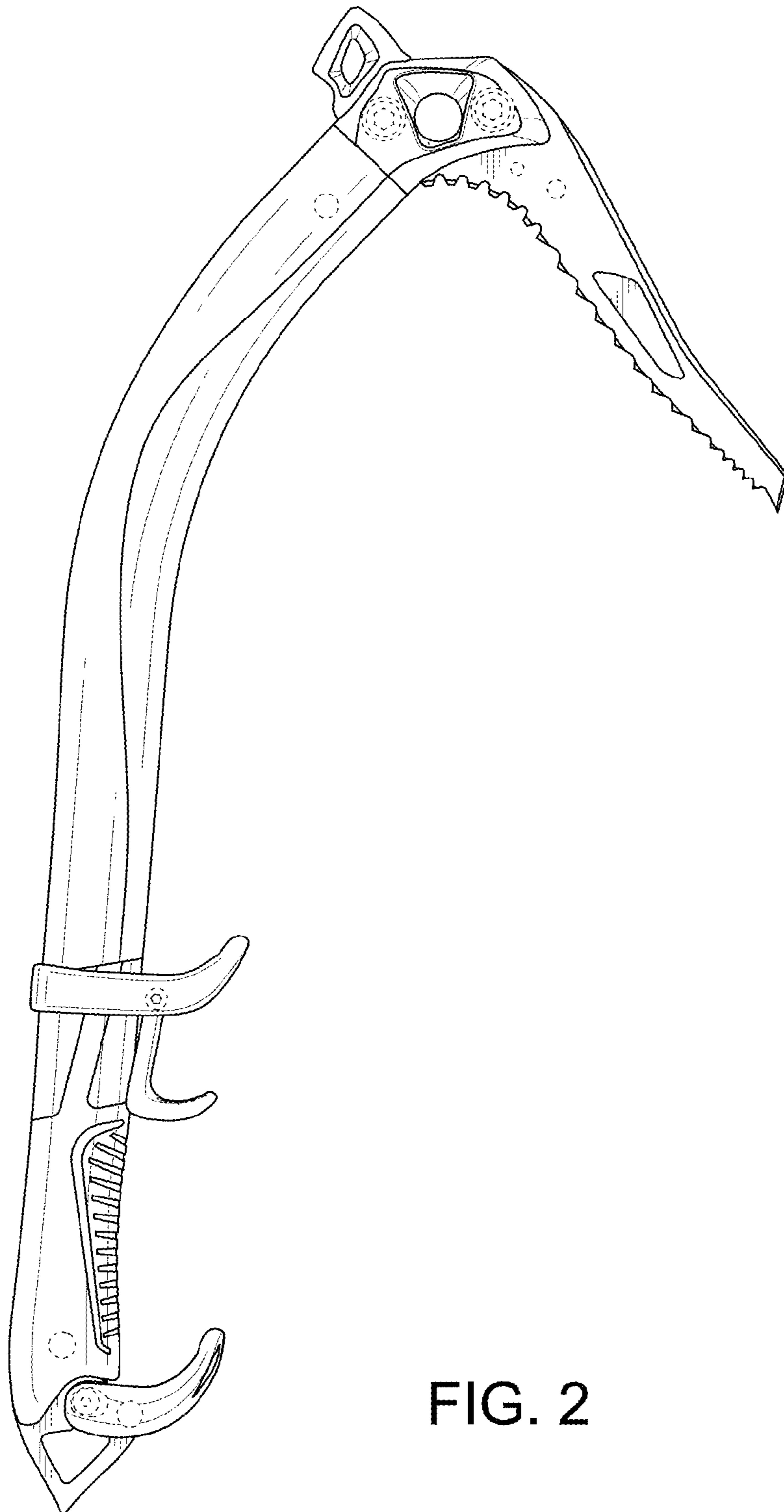


FIG. 2

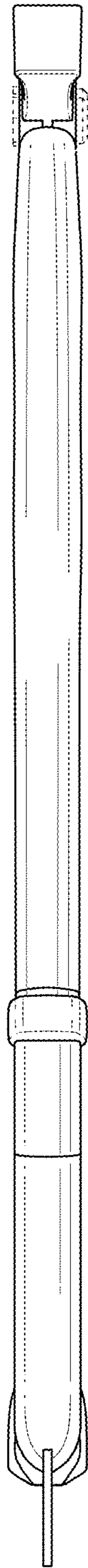


FIG. 4




FIG. 5

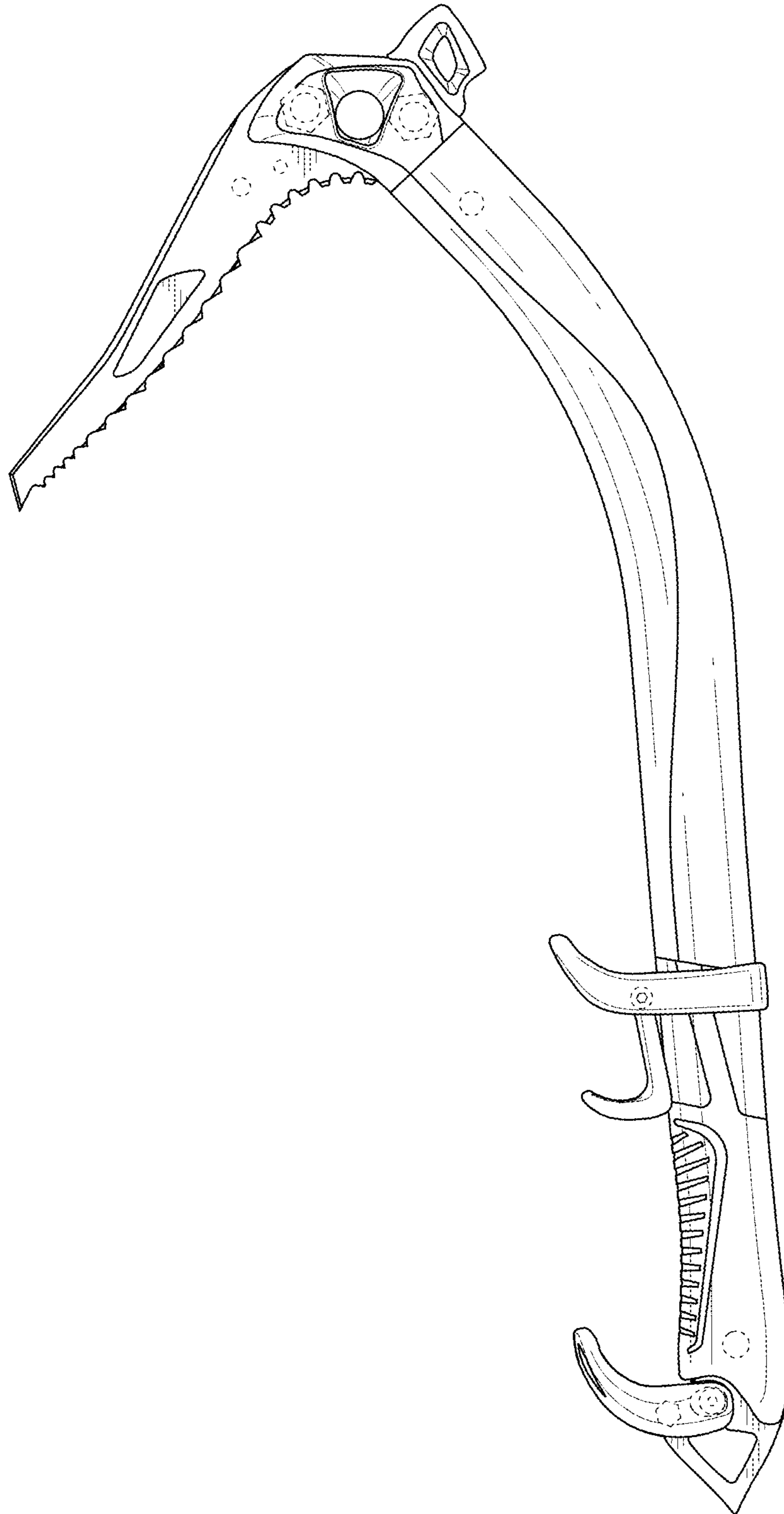


FIG. 6

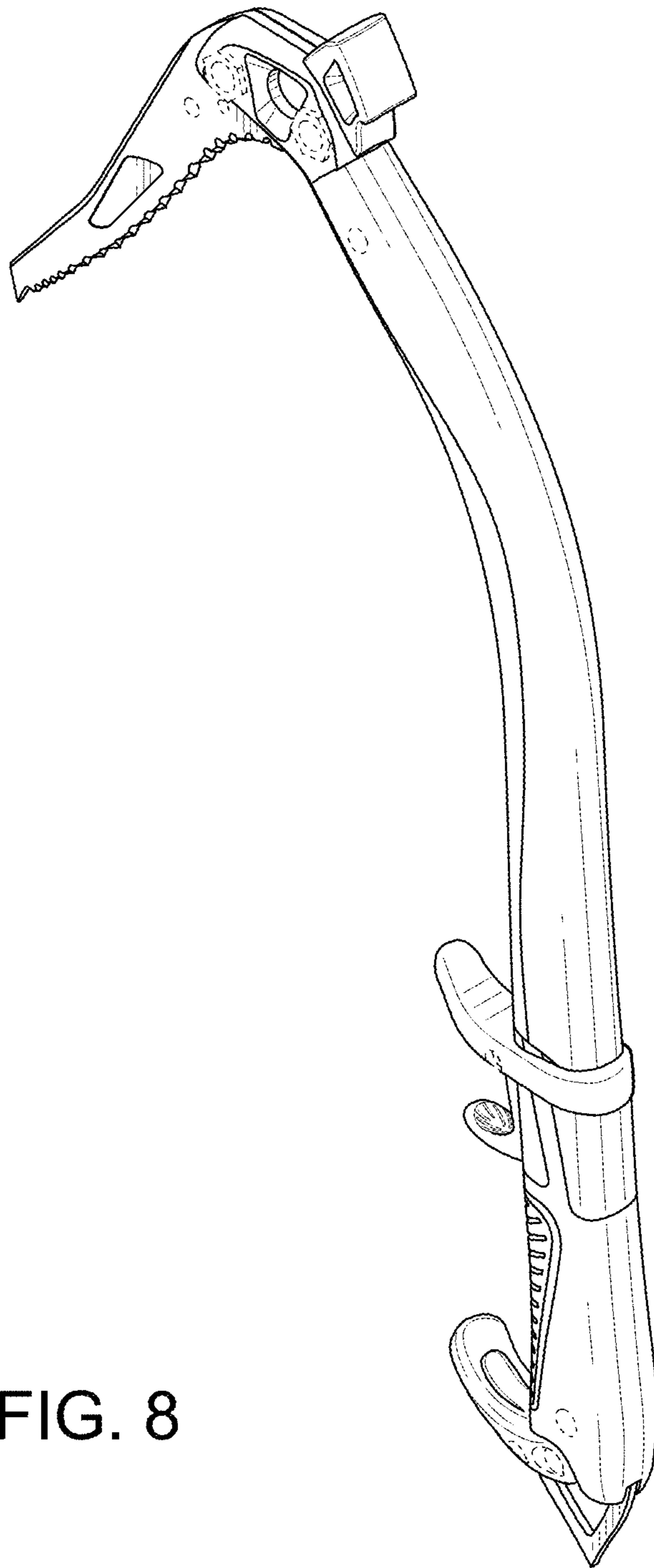


FIG. 8

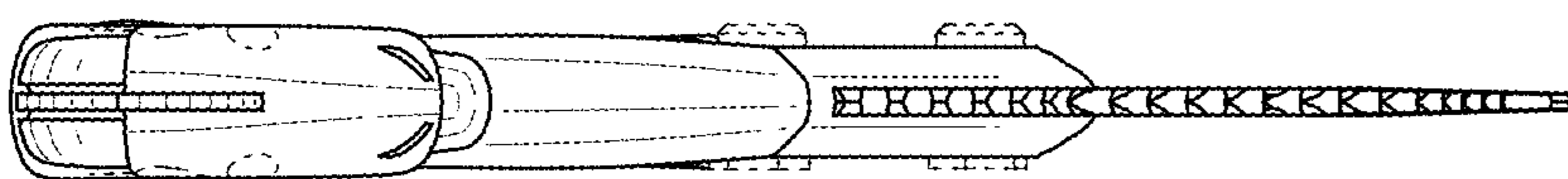


FIG. 7