



US00D887800S

(12) **United States Design Patent**
Koiwa et al.

(10) **Patent No.: US D887,800 S**
(45) **Date of Patent: ** Jun. 23, 2020**

(54) **SPANNER WRENCH**

D552,437 S * 10/2007 Hsieh D8/27
D786,640 S * 5/2017 Hilman D8/27
D806,491 S * 1/2018 Glover D8/27

(71) Applicant: **SENJU SPRINKLER CO., LTD.**,
Adachi-ku, Tokyo (JP)

FOREIGN PATENT DOCUMENTS

(72) Inventors: **Yasuaki Koiwa**, Tokyo (JP); **Hisayoshi Ohkoshi**, Tokyo (JP)

JP D527023 3/1978
JP 1134777 2/2002
TW D118791 9/2007
TW D118792 9/2007
TW D157971 12/2013
TW D171426 11/2015

(73) Assignee: **SENJU SPRINKLER CO., LTD.**,
Tokyo (JP)

(**) Term: **15 Years**

OTHER PUBLICATIONS

(21) Appl. No.: **29/656,257**

Office Action dated Jan. 2, 2019 in corresponding Korean Patent Application No. 20180028535, 3 pages.
Notice of Allowance dated Jan. 8, 2019 in corresponding Taiwanese Patent Application No. 10820018530, 3 pages.

(22) Filed: **Jul. 11, 2018**

(30) **Foreign Application Priority Data**

Jan. 12, 2018 (JP) 2018-000346

(51) **LOC (12) Cl.** **08-05**

(52) **U.S. Cl.**
USPC **D8/27; D8/28**

(58) **Field of Classification Search**
USPC D8/17, 21-29; 81/58, 58.2, 119, 124.2,
81/124.4, 125.1, 186
CPC B25B 13/02; B25B 13/08; B25B 13/04;
B25B 13/065
See application file for complete search history.

* cited by examiner

Primary Examiner — Susan Bennett Hattan
(74) *Attorney, Agent, or Firm* — Buchanan Ingersoll & Rooney PC

(56) **References Cited**

U.S. PATENT DOCUMENTS

D167,245 S * 7/1952 Anderson D8/28
5,092,203 A * 3/1992 Mader B25B 13/08
81/119
D433,895 S * 11/2000 Kindel D8/28
6,523,440 B2 * 2/2003 Friedman B25B 13/04
81/119


(57) **CLAIM**

The ornamental design for a spanner wrench, as shown and described.

DESCRIPTION

FIG. 1 is a front elevational view of a spanner wrench showing our new design;
FIG. 2 is a rear elevational view thereof;
FIG. 3 is a right side elevational view thereof;
FIG. 4 is a left side elevational view thereof;
FIG. 5 is a top plan view thereof; and,
FIG. 6 is a bottom plan view thereof.
The broken lines in the drawings show unclaimed features of the spanner wrench and form no part of the claimed design.

1 Claim, 6 Drawing Sheets






FIG. 1




FIG. 2

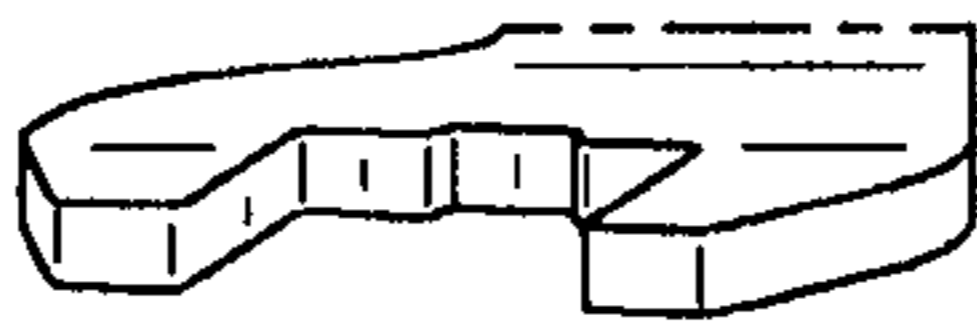


FIG. 3

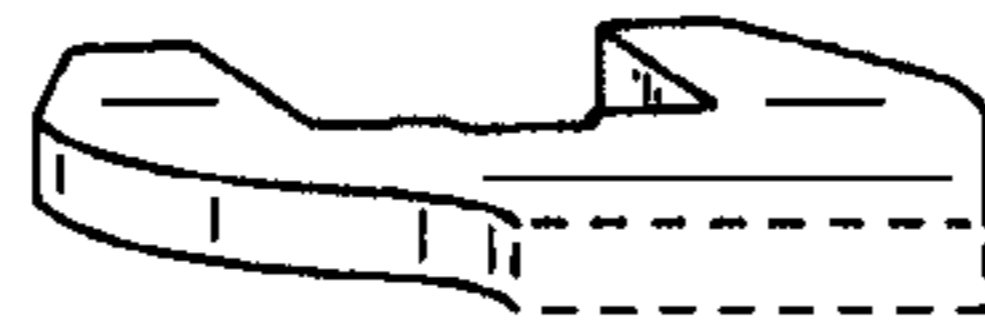


FIG. 4



FIG. 5



FIG. 6