



US00D887781S

(12) **United States Design Patent**
Bergström

(10) **Patent No.:** **US D887,781 S**

(45) **Date of Patent:** **** Jun. 23, 2020**

(54) **SHAKER WITH CONTAINER AND LID**

(71) Applicant: **DevPat AB**, Västerås (SE)

(72) Inventor: **Mikael Bergström**, Västerås (SE)

(73) Assignee: **DevPat AB**, Västerås (SE)

(**) Term: **15 Years**

(21) Appl. No.: **29/666,141**

(22) Filed: **Oct. 10, 2018**

(30) **Foreign Application Priority Data**

Apr. 11, 2018 (EM) 005230505-0001

Apr. 11, 2018 (EM) 005230505-0004

(51) **LOC (12) Cl.** **07-01**

(52) **U.S. Cl.**

USPC **D7/510; D7/532; D7/300.1**

(58) **Field of Classification Search**

USPC D7/507, 509, 510, 511, 514, 515, 516,
D7/519, 523, 533, 534, 535, 536, 608,
D7/300.1, 300.2, 629, 300, 401.1, 392.1,
D7/396.2, 318, 317, 532; D9/500, 501,
D9/502, 503, 504, 435, 436; D24/197

CPC A47G 19/22; A47G 19/2288; A47G
19/2205; A47G 19/2211; A47G 19/2266;
A47G 19/2272; B65D 47/066; A45F
3/16; A47J 41/02; A47J 41/0088

See application file for complete search history.

(56) **References Cited**

U.S. PATENT DOCUMENTS

D646,919 S * 10/2011 Nilsson B65D 47/148
D7/300.1

D739,174 S * 9/2015 Elsaden D7/392.1

D766,029 S * 9/2016 Lin D7/300.1

9,492,024 B2 * 11/2016 Sorensen A47G 19/2205

D776,483 S * 1/2017 Chitayat D7/507

D779,872 S * 2/2017 Bergstrom D7/392.1
D780,516 S * 3/2017 Cornelius D7/510
D794,386 S * 8/2017 Steel D7/396.2
D802,366 S * 11/2017 Cerasani D7/510
D805,827 S * 12/2017 Toth D7/300.1
D813,606 S * 3/2018 O'Nan D7/532
D815,903 S * 4/2018 Steel D7/510
D817,084 S * 5/2018 Hammer D7/392.1
D818,317 S * 5/2018 Fu D7/510
D820,038 S * 6/2018 Sorensen D7/392.1
D833,224 S * 11/2018 Wahlkvist D7/510
D843,174 S * 3/2019 Zhang D7/510
D843,175 S * 3/2019 Zhang D7/510

(Continued)

Primary Examiner — Jae Liang

(74) *Attorney, Agent, or Firm* — Dilworth & Barrese,
LLP

(57) **CLAIM**

The ornamental design for a shaker with container and lid,
as shown and described.

DESCRIPTION

FIG. 1 is a left side front perspective view of a shaker with
container and lid showing my new design;

FIG. 2 is a right side elevational view of the shaker with
container and lid of FIG. 1;

FIG. 3 is a left side elevational view of the shaker with
container and lid of FIGS. 1 and 2;

FIG. 4 is a front elevational view of the shaker with
container and lid of FIGS. 1-3;

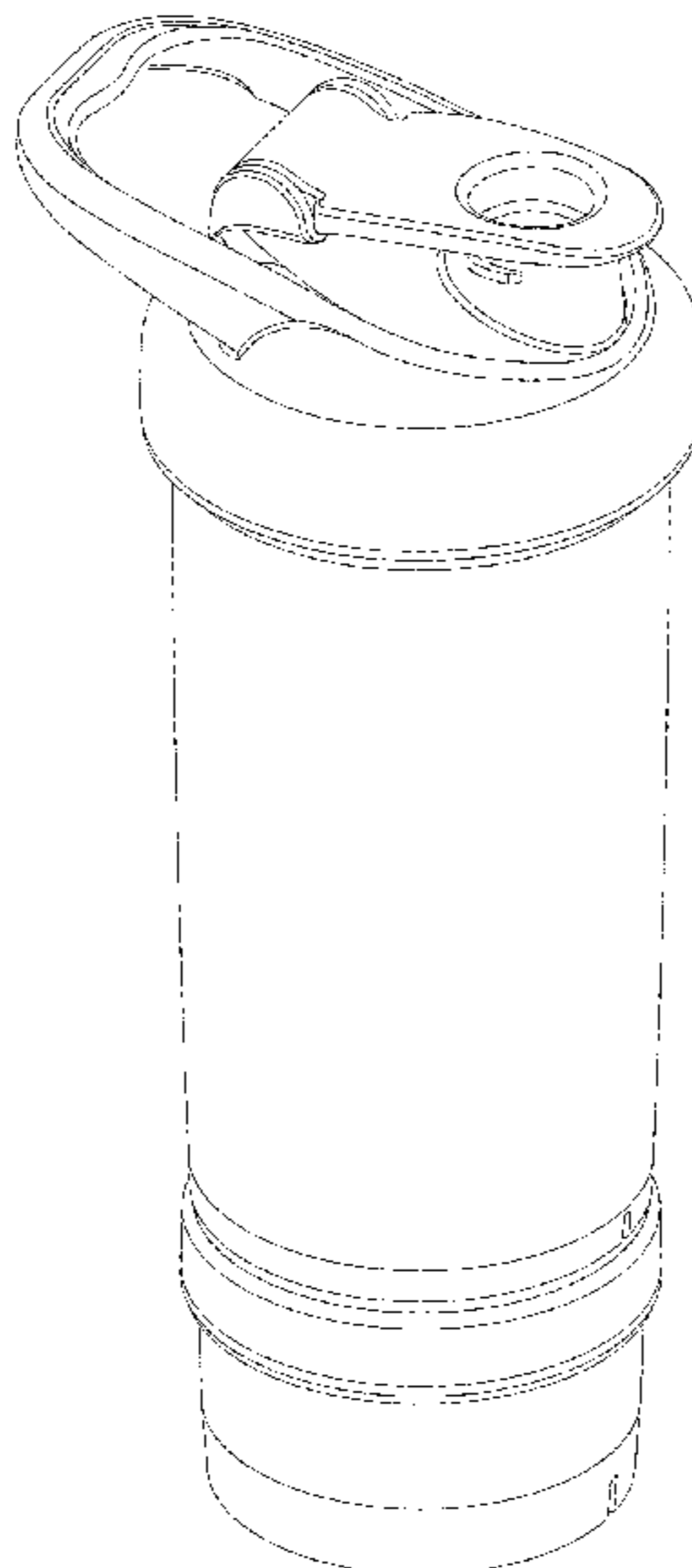
FIG. 5 is a rear elevational view of the shaker with container
and lid of FIGS. 1-4;

FIG. 6 is an enlarged top plan view of the shaker with
container and lid of FIGS. 1-5; and,

FIG. 7 is an enlarged bottom plan view of the shaker with
container and lid of FIGS. 1-6.

The broken lines in the drawings depict portions of the
shaker with container and lid that form no part of the
claimed design.

1 Claim, 7 Drawing Sheets



(56)

References Cited

U.S. PATENT DOCUMENTS

D844,384 S * 4/2019 Potter D7/510
2017/0251852 A1* 9/2017 O'Nan A47G 19/2205

* cited by examiner




FIG. 1




FIG. 2




FIG. 3




FIG. 4




FIG. 5

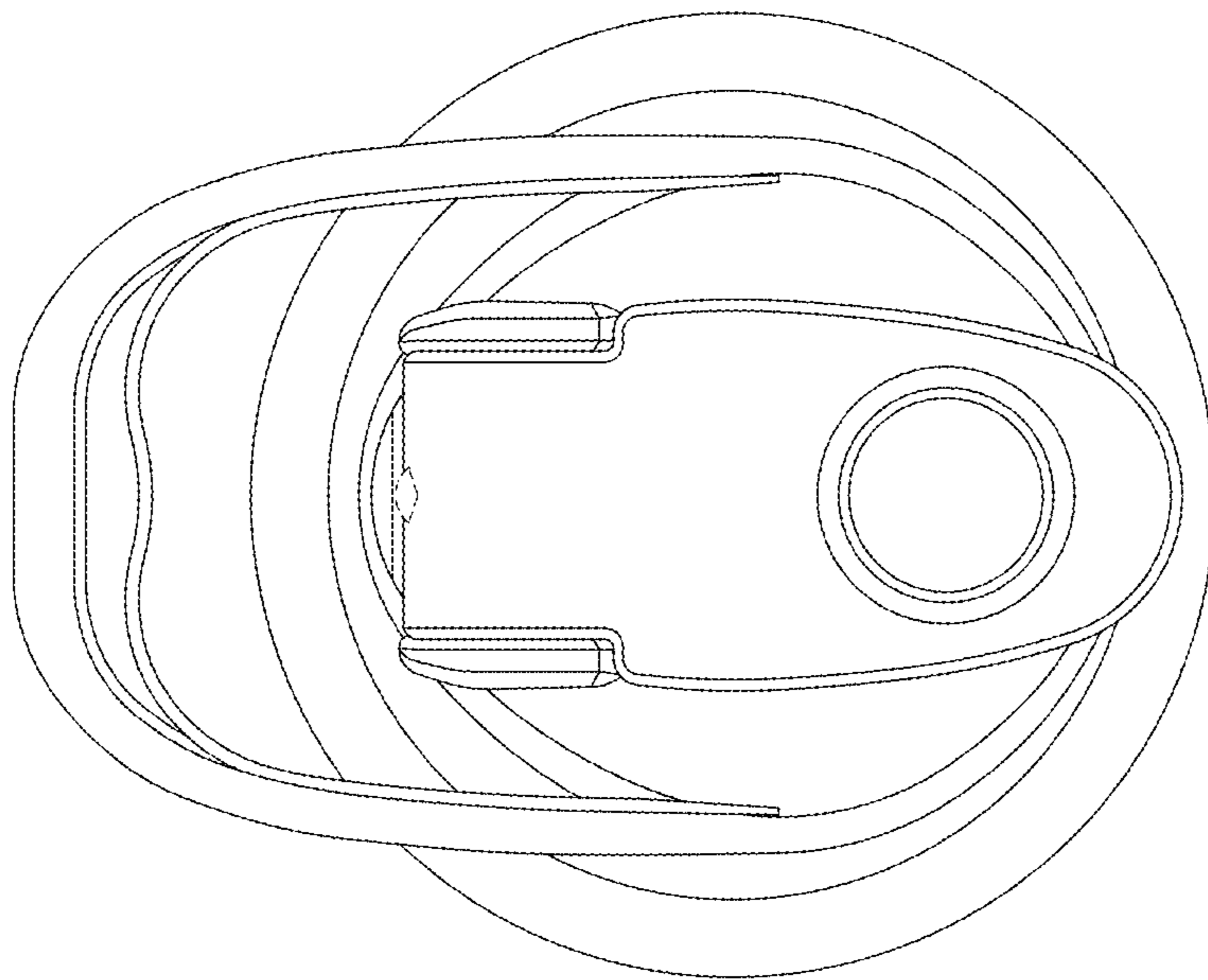


FIG. 6

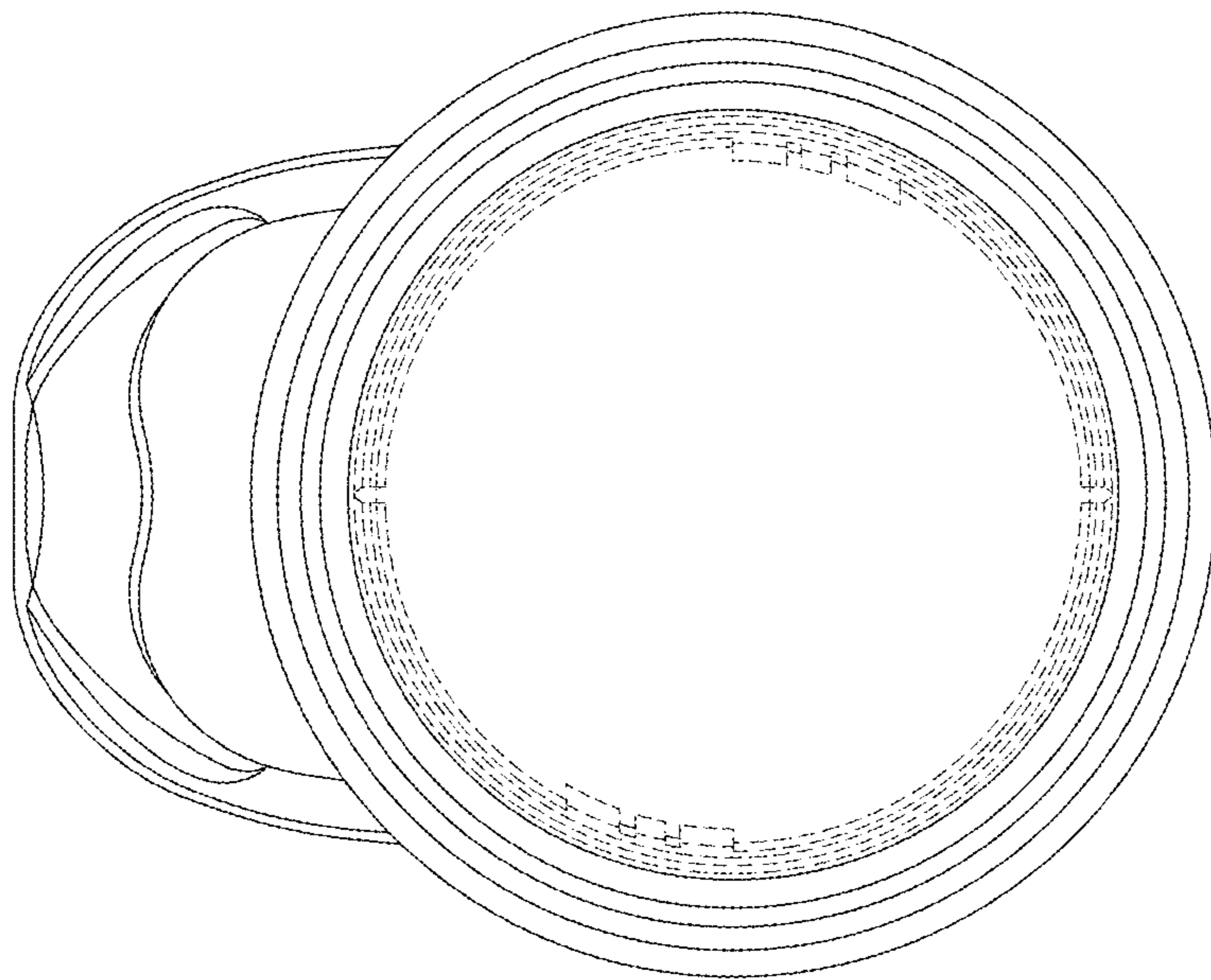


FIG. 7