



US00D887758S

(12) **United States Design Patent** (10) **Patent No.:** **US D887,758 S**
Woods (45) **Date of Patent:** **** Jun. 23, 2020**

(54) **CONFERENCE TABLE**

(71) Applicant: **Kimball International, Inc.**, Jasper, IN (US)

(72) Inventor: **Donald Woods**, Celestine, IN (US)

(73) Assignee: **Kimball International, Inc.**, Jasper, IN (US)

(**) Term: **15 Years**

(21) Appl. No.: **29/657,309**

(22) Filed: **Jul. 20, 2018**

Related U.S. Application Data

(62) Division of application No. 29/567,126, filed on Jun. 6, 2016, now Pat. No. Des. 839,033.

(51) **LOC (12) Cl.** **06-06**

(52) **U.S. Cl.**
USPC **D6/708**; D6/692; D6/565

(58) **Field of Classification Search**
USPC D6/641, 642, 644, 656, 656.15, 691, D6/691.4, 692, 692.3, 702, 708.17, 709
CPC .. A47B 7/00; A47B 9/00; A47B 13/00; A47B 13/026; A47B 13/005; A47B 13/02; A47B 13/04; A47B 13/06; A47B 13/08; A47B 17/00; A47B 19/00; A47B 21/00; A47B 2200/0001; A47B 2200/0011; A47B 2200/002

See application file for complete search history.

(56) **References Cited**

U.S. PATENT DOCUMENTS

D72,151 S *	3/1927	Guth	D6/691
D136,694 S *	11/1943	Kramer	D6/336
D200,413 S *	2/1965	Pearsall	D6/708
D415,371 S *	10/1999	Lewis	D6/691
D716,595 S *	11/2014	Muller	D6/708
D792,131 S *	7/2017	Woods	D6/656.15
D839,033 S *	1/2019	Woods	D6/708
D864,620 S *	10/2019	Woods	D6/656.15

* cited by examiner

Primary Examiner — Mary Ann Calabrese

(74) *Attorney, Agent, or Firm* — Faegre Brinker Biddle & Reath LLP

(57) **CLAIM**

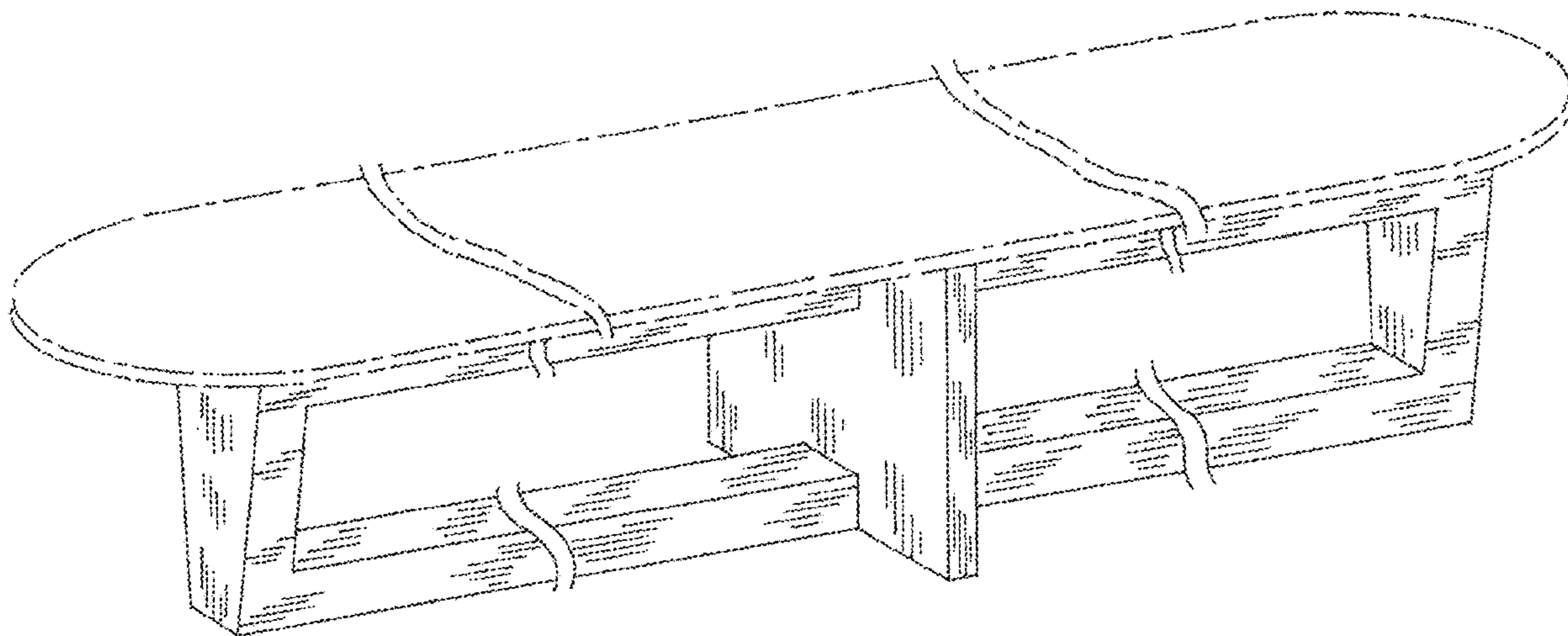
The ornamental design for a conference table, as shown and described.

DESCRIPTION

FIG. 1 is a front perspective view of a conference table according to a second embodiment my new design; FIG. 2 is a side view thereof; the opposite side is identical thereto; and, FIG. 3 is an end view thereof; the opposite end is identical thereto.

The conference table is shown with a symbolic break in its length. The appearance of any portion of the article between the break lines forms no part of the claimed design. Features shown in dashed lines form no part of the claimed design.

1 Claim, 2 Drawing Sheets



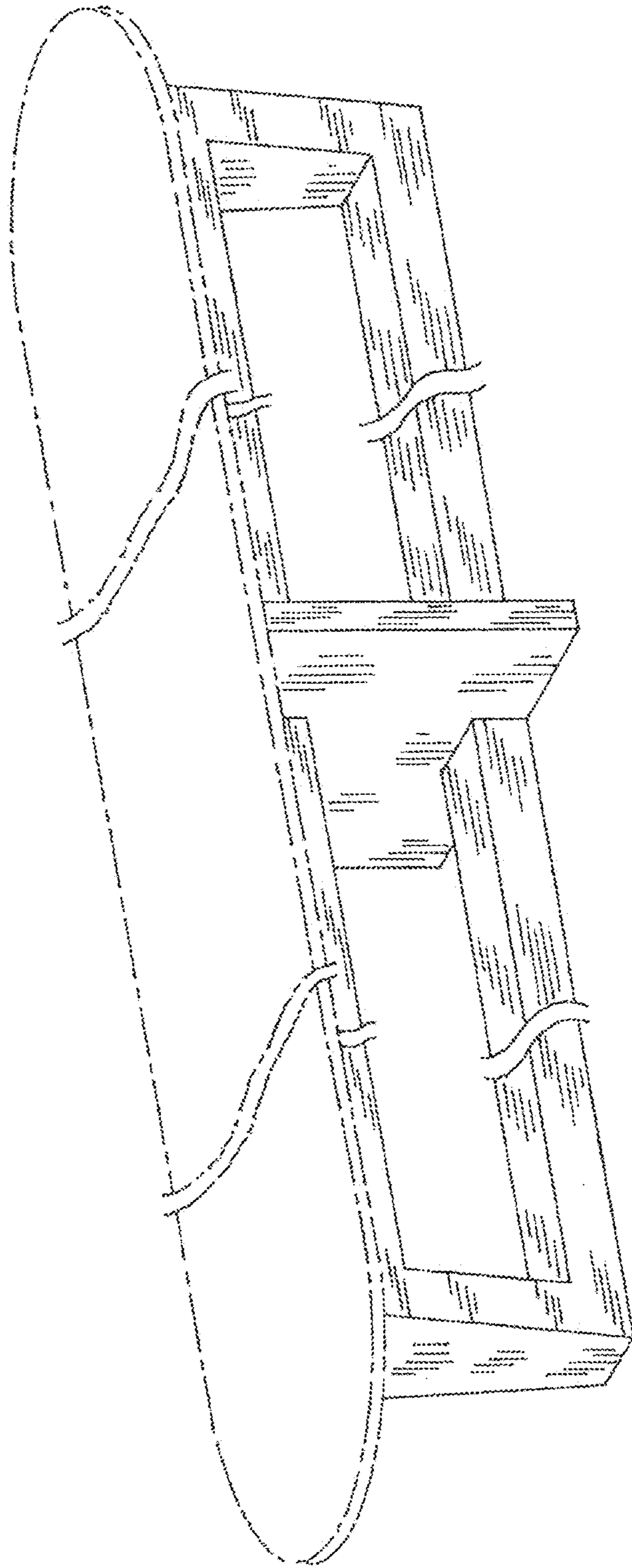


FIG. 1

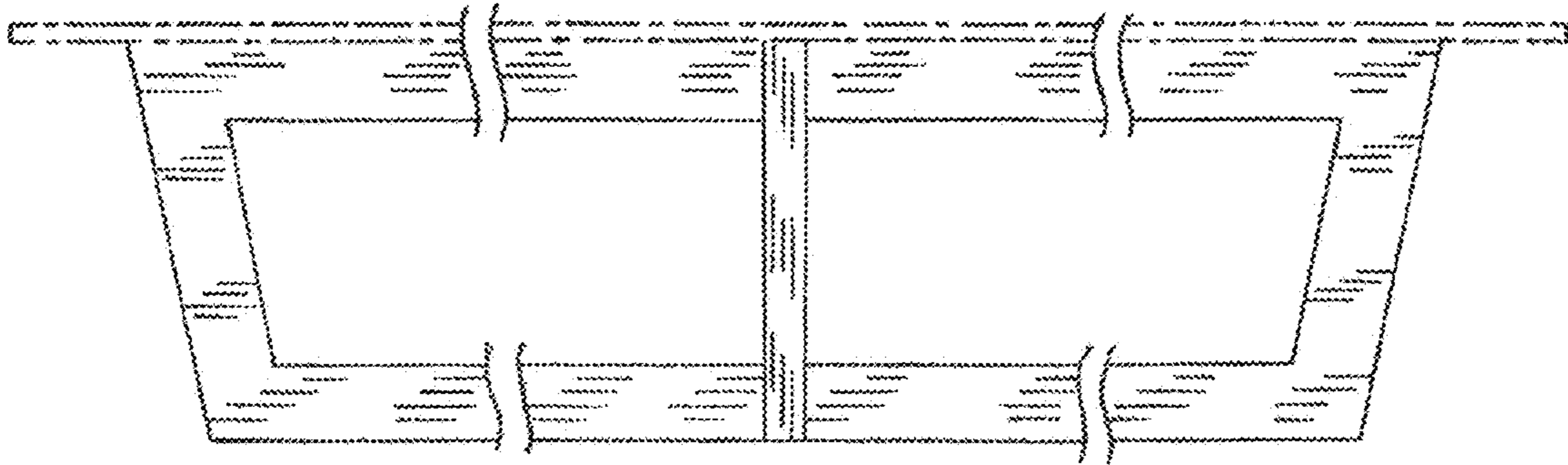


FIG. 2

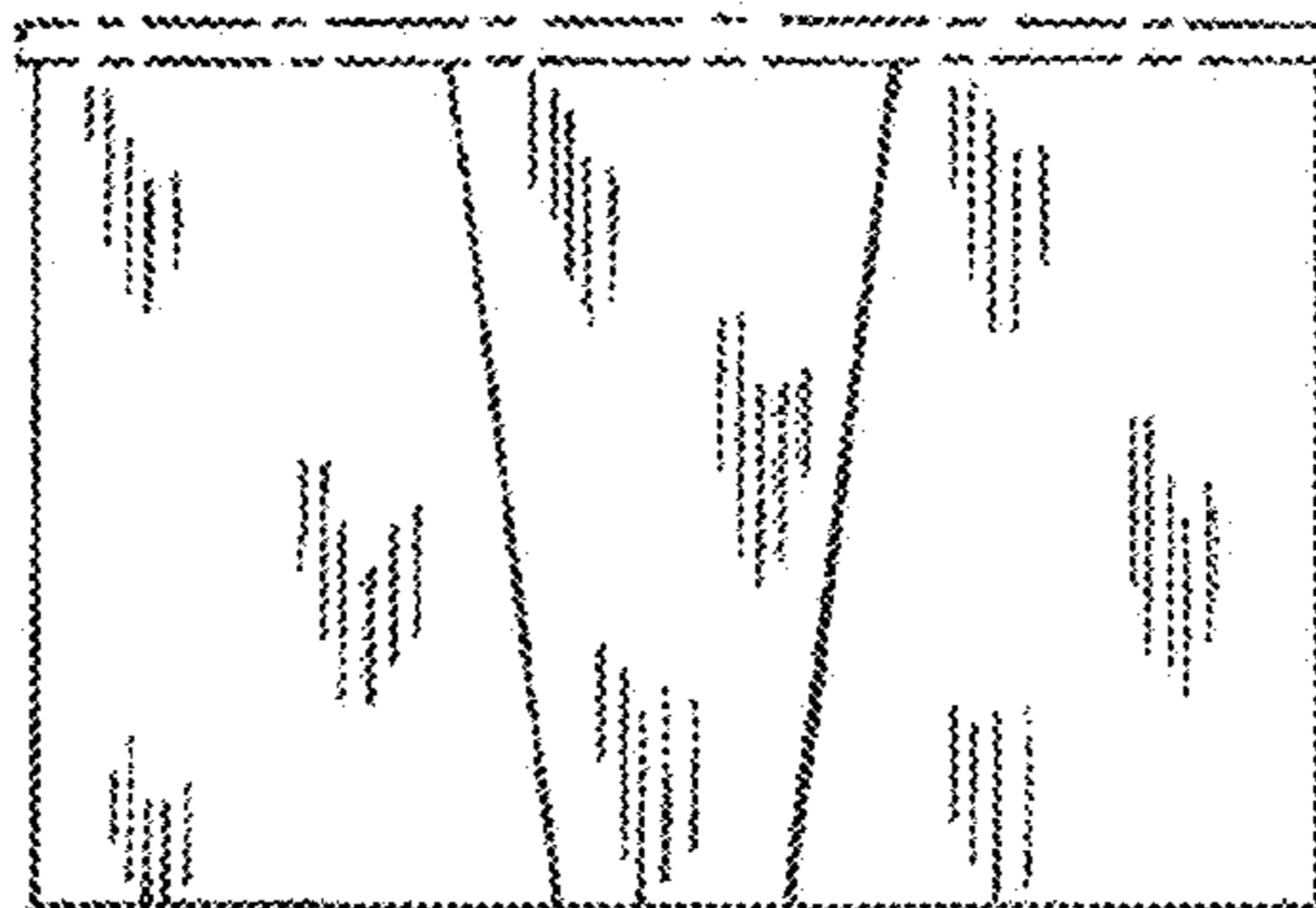


FIG. 3