



US00D887757S

(12) **United States Design Patent**  
**Tan et al.**

(10) **Patent No.:** **US D887,757 S**  
(45) **Date of Patent:** **\*\* Jun. 23, 2020**

(54) **DRAWER PANEL**

(71) Applicant: **CHUANHENG FURNITURE PRODUCTS SDN BHD**, Muar, Johor (MY)

(72) Inventors: **Chin Hao Tan**, Johor (MY); **Choon Hwee Lew**, Johor (MY)

(73) Assignee: **CHUANHENG FURNITURE PRODUCTS SDN. BHD.**, Muar, Johor (MY)

(\*\*) Term: **15 Years**

(21) Appl. No.: **29/639,531**

(22) Filed: **Mar. 7, 2018**

(51) **LOC (12) Cl.** ..... **06-06**

(52) **U.S. Cl.**  
USPC ..... **D6/705.5**

(58) **Field of Classification Search**  
USPC ..... D6/356, 369, 370, 374, 381, 664.1, D6/703.3, 703.4, 703.8, 705.3, 716, D6/716.4, 719, 583, 584, 585, 586, 592, D6/593, 594, 596, 601, 602, 603, 604, D6/605, 608, 610, 611, 612, 613, 616, D6/617, 622, 703.2, 705.2, 705.4, 705.5; D5/1, 46, 47, 56, 58, 59, 60, 52, 54, 61, D5/99; D11/184, 3, 4, 131, 131.1, 140, D11/168, 170, 171; D2/999; D9/702; D24/124, 125; D25/121, 138, 145, 147, D25/148, 149, 154, 156, 157, 158, 163, D25/199  
CPC ..... A47B 7/03; A47B 17/04; A47B 45/00; A47B 67/00; A47B 67/04; D21F 11/00; D21F 11/006; A47G 23/03  
See application file for complete search history.

(56) **References Cited**

**U.S. PATENT DOCUMENTS**

1,944,686 A \* 1/1934 Gershon ..... A47G 23/03 112/423  
D98,378 S \* 1/1936 Waterfield ..... D5/48

D129,644 S \* 9/1941 Christen ..... D5/61  
D182,993 S \* 6/1958 Edmondson ..... D25/156  
D392,108 S \* 3/1998 Diggins ..... D5/53  
D402,121 S \* 12/1998 Anderson ..... D5/58  
D414,612 S \* 10/1999 Haubert ..... D5/53  
D523,566 S \* 6/2006 Murdock ..... D25/121  
D524,585 S \* 7/2006 Contreras ..... D6/606  
D537,257 S \* 2/2007 Yasuoka ..... D5/58  
D634,130 S \* 3/2011 Coffaro ..... D5/60

(Continued)

*Primary Examiner* — Kevin K Rudzinski

*Assistant Examiner* — Paul D Bohannon

(74) *Attorney, Agent, or Firm* — Bryan Cave Leighton Paisner, LLP

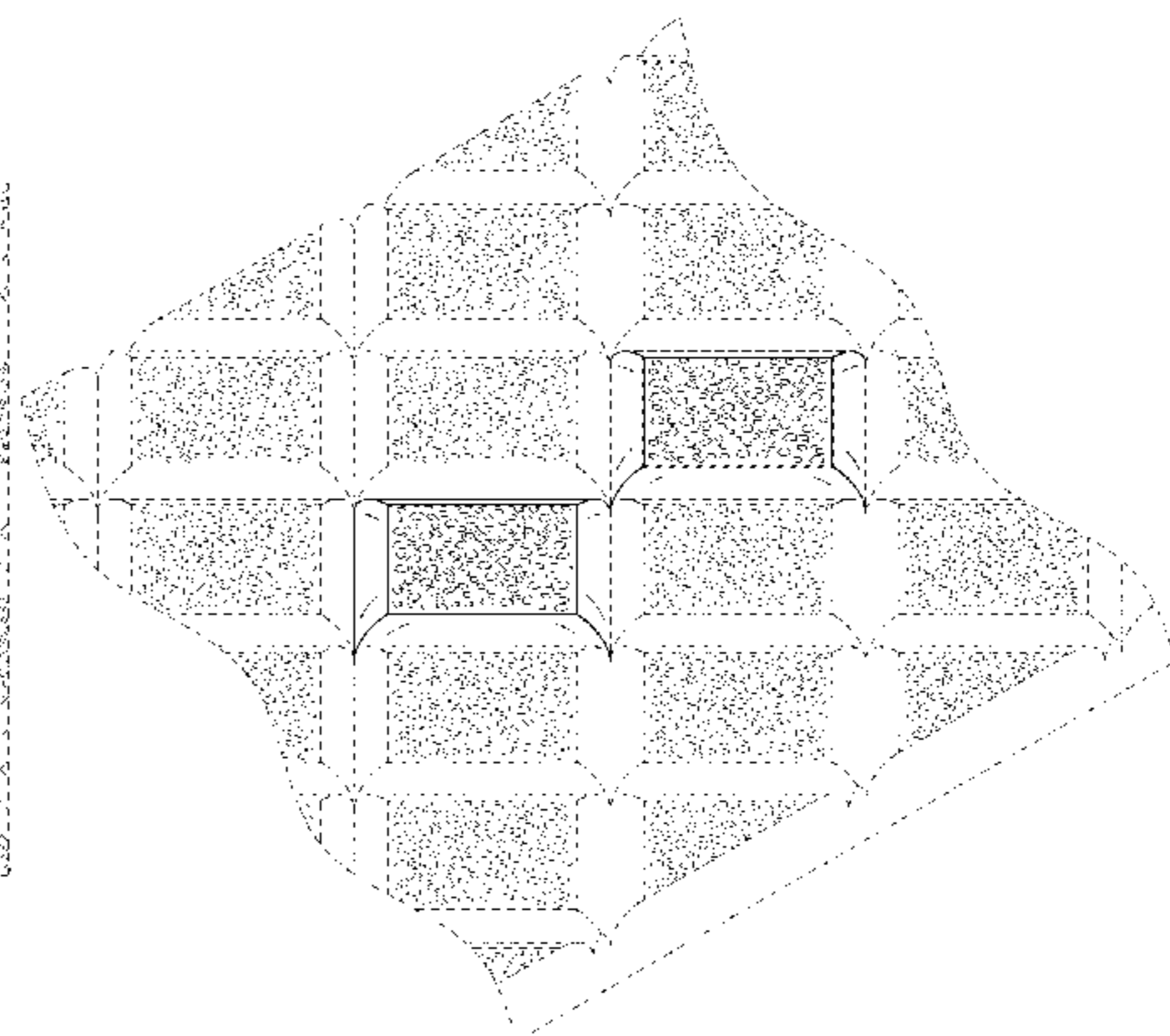
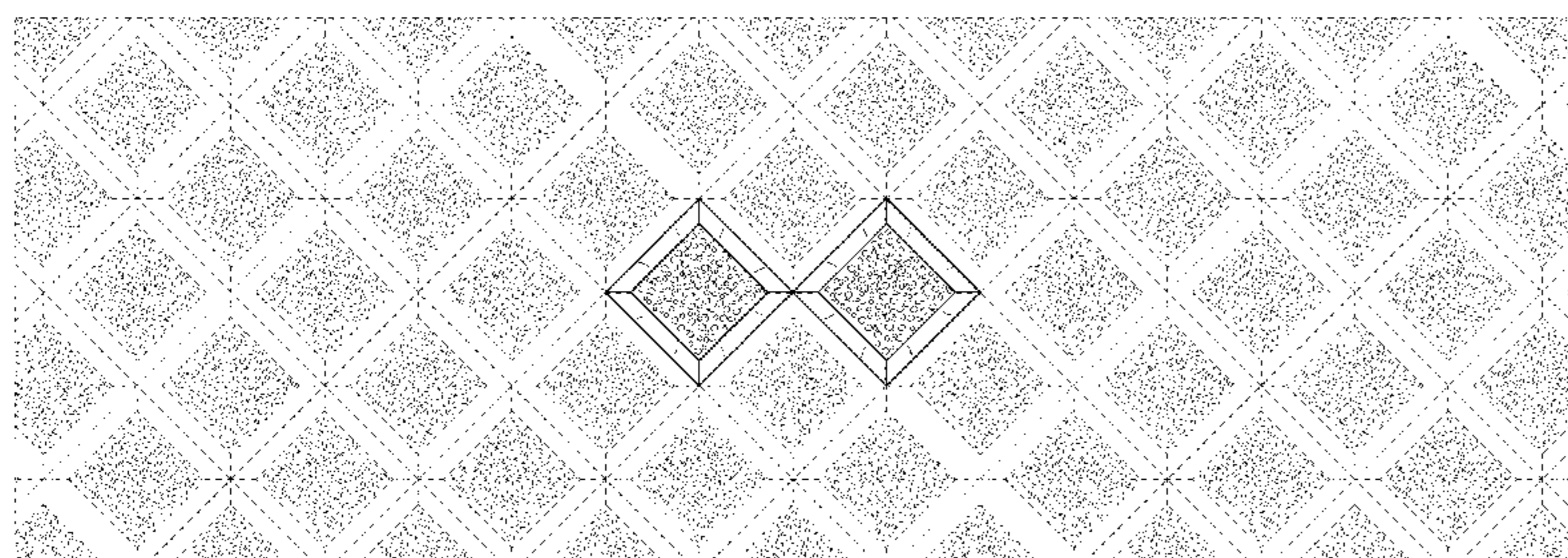
(57) **CLAIM**

The ornamental design for a drawer panel, as shown and described.

**DESCRIPTION**

FIG. 1 is a front elevation of a drawer panel including an ornamental boxed design having a pebbled surface on a front surface thereof;  
FIG. 2 is a perspective view of a portion of the drawer panel of FIG. 1;  
FIG. 3 is right side elevation of the drawer panel;  
FIG. 4 is a left side elevation thereof;  
FIG. 5 is a bottom plan thereof;  
FIG. 6 is a top plan thereof;  
FIG. 7 is a front elevation of drawer panels including the boxed design in an environment of use;  
FIG. 8 is a front elevation of drawer panels including the boxed design in another environment of use; and,  
FIG. 9 is a front elevation of drawer panels including the boxed design in another environment of use.  
The broken lines shown in the drawings illustrate portions of the article and form no part of the claimed design.

**1 Claim, 7 Drawing Sheets**



(56)

**References Cited**

U.S. PATENT DOCUMENTS

D634,556 S *	3/2011	Coffaro .....	D5/61
D641,556 S *	7/2011	Hutchison .....	D5/60
D702,446 S *	4/2014	Boyle .....	D5/61
D804,829 S *	12/2017	Austin .....	D5/58
D821,784 S *	7/2018	Can .....	D6/608
D826,575 S *	8/2018	Hewitt .....	D5/4
D830,736 S *	10/2018	Adumitresi .....	D6/604
D838,998 S *	1/2019	Duvigneau .....	D5/58
D843,119 S *	3/2019	Zhu .....	D5/58
D845,007 S *	4/2019	Dwiggins .....	D5/61
D849,420 S *	5/2019	Yee .....	D5/60
D865,426 S *	11/2019	Tan .....	D6/718.23

\* cited by examiner




FIG. 1

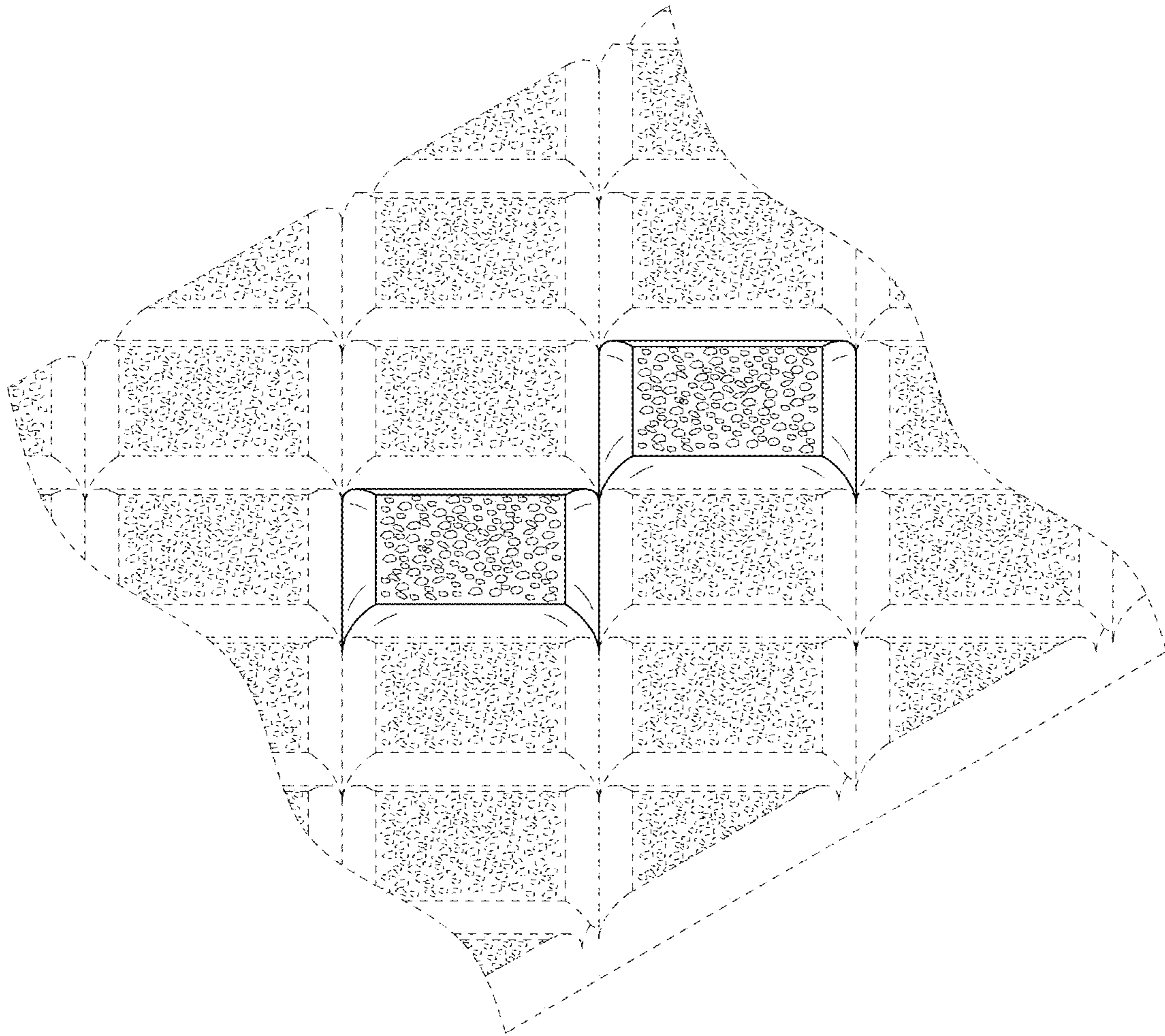


FIG. 2

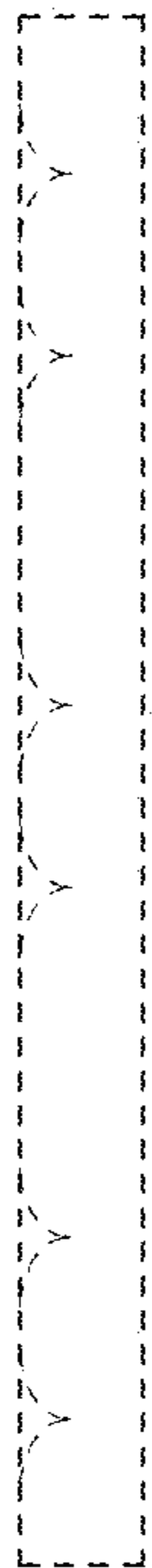


FIG. 3



FIG. 4

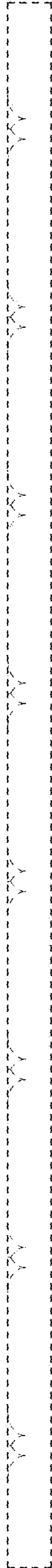


FIG. 5

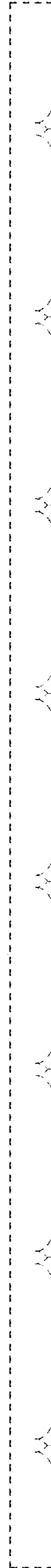


FIG. 6

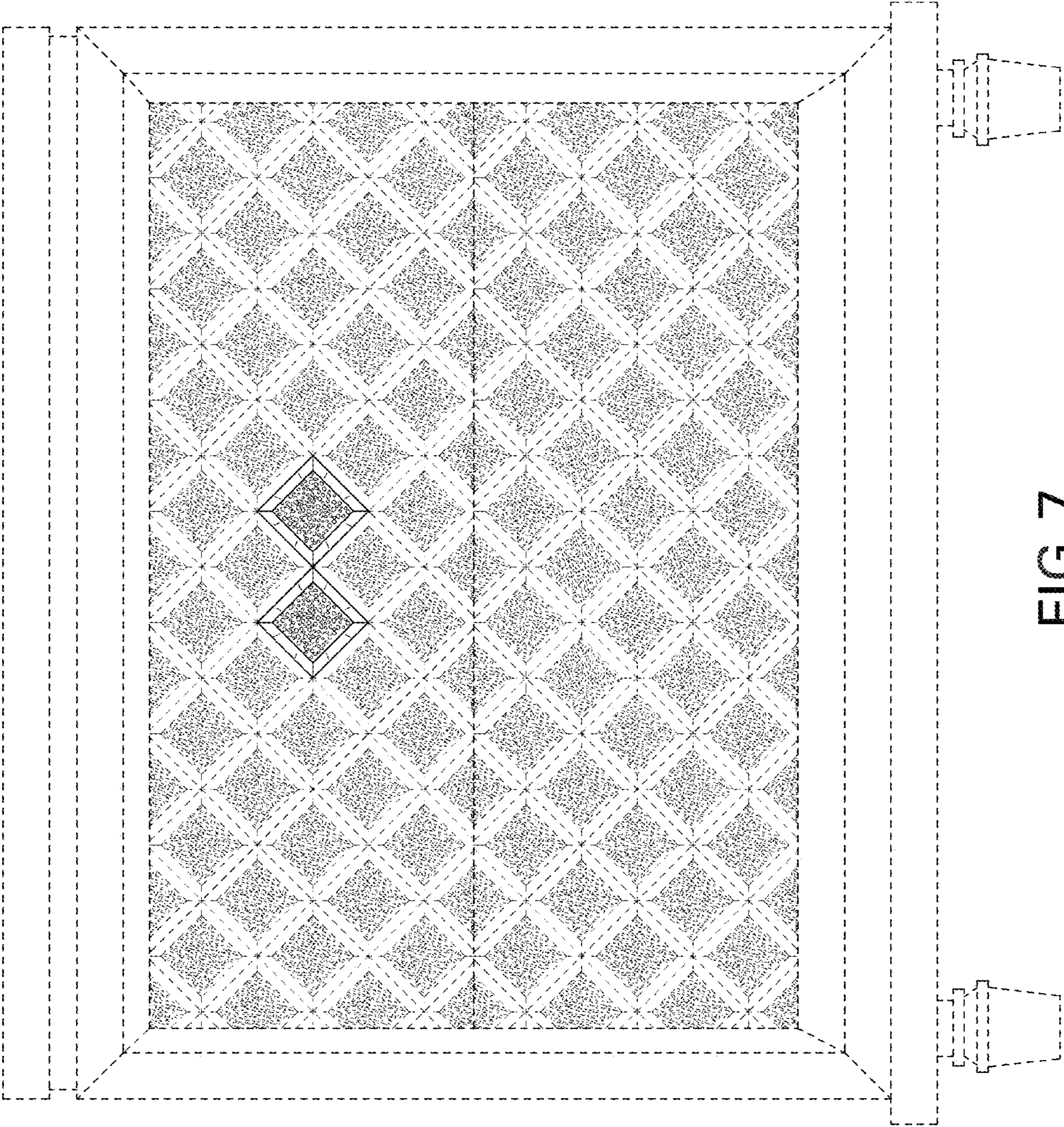


FIG. 7

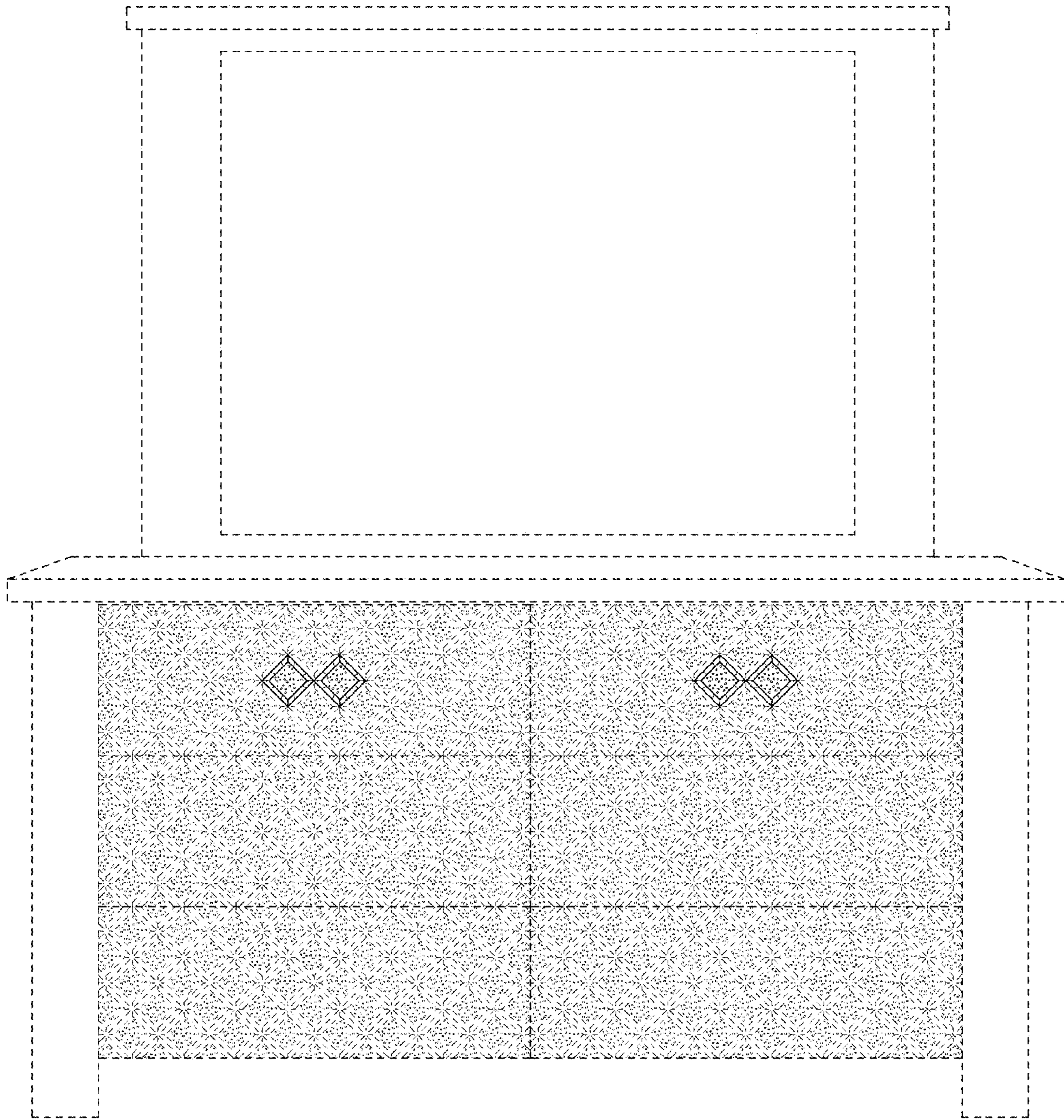


FIG. 8



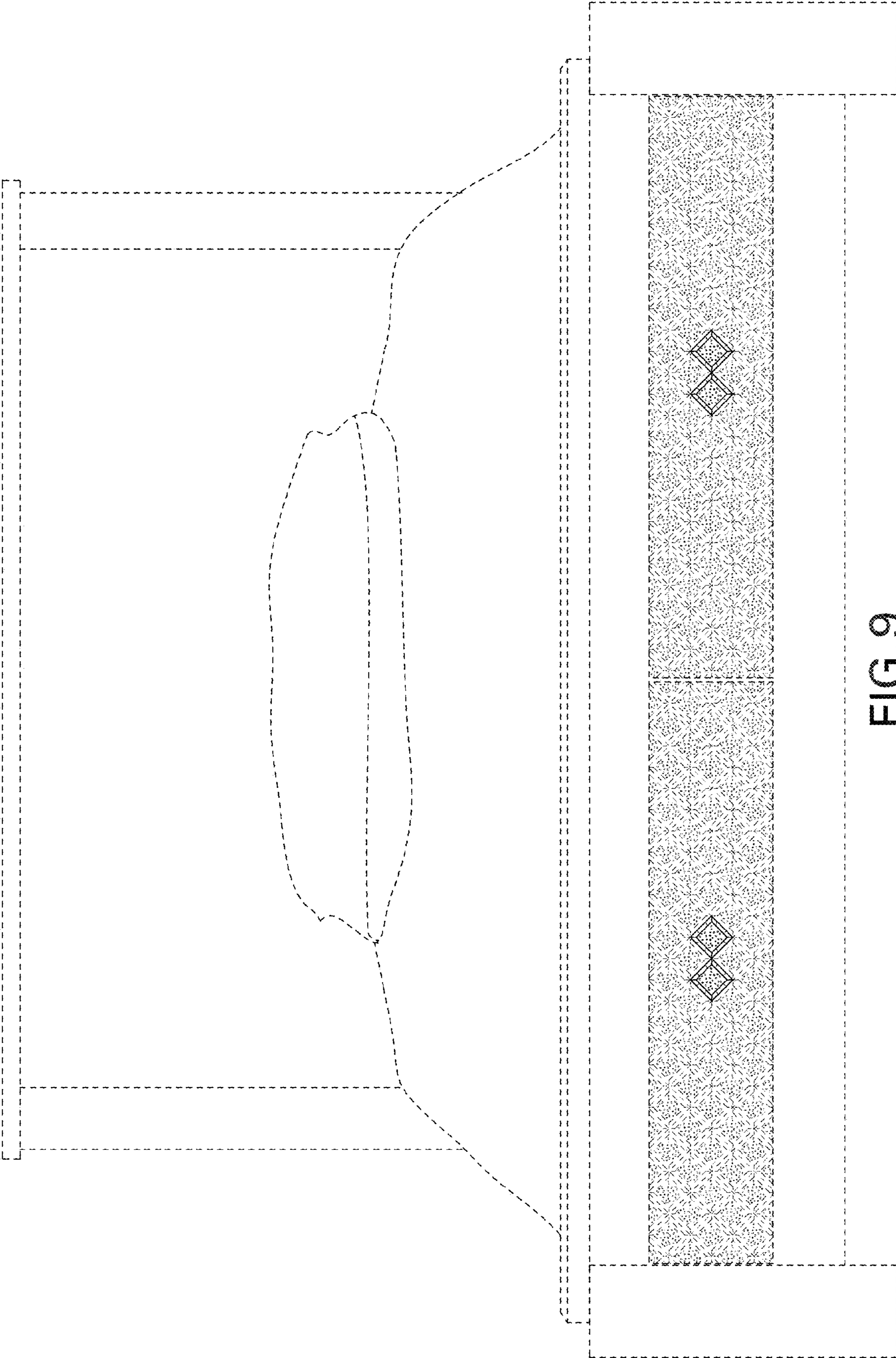


FIG. 9