



US00D887752S

(12) **United States Design Patent**
Richardson

(10) **Patent No.:** **US D887,752 S**
(45) **Date of Patent:** **** Jun. 23, 2020**

(54) **BOTTLE SUPPORT**
(71) Applicant: **Lori Richardson**, Powell, OH (US)
(72) Inventor: **Lori Richardson**, Powell, OH (US)
(**) Term: **15 Years**
(21) Appl. No.: **29/660,612**
(22) Filed: **Aug. 22, 2018**
(51) **LOC (12) Cl.** **06-06**
(52) **U.S. Cl.**
USPC **D6/682.1**
(58) **Field of Classification Search**
USPC D6/682, 682.1, 682.2; D7/590, 598,
D7/600.1, 601, 602, 701, 707, 619.1
CPC A47G 23/02; A47G 23/0216; A47G
23/0241; B65D 1/02; B65D 1/22; B65D
1/24; B65D 5/52; B65D 61/00
See application file for complete search history.

D379,660 S * 6/1997 Aube 248/105
D391,122 S 2/1998 Wu
D425,375 S * 5/2000 Parham D7/619.1
D439,671 S * 3/2001 Casillo D24/199
6,832,744 B1 * 12/2004 Pitt A47G 23/0241
248/146
7,080,743 B1 7/2006 Wolseth
D536,933 S 2/2007 Perlman
D553,453 S 10/2007 Toth
7,275,662 B1 * 10/2007 Milcetic B67D 3/0083
211/74
D562,081 S * 2/2008 Ambach D7/619.1
D578,355 S * 10/2008 Arney D7/601
D580,230 S * 11/2008 Arney D7/601
D583,630 S 12/2008 Goodman
D657,656 S * 4/2012 Lindenmayer D8/330
D664,403 S * 7/2012 Paulson A47G 21/16
D7/632

(Continued)

Primary Examiner — Kelley A Donnelly
(74) *Attorney, Agent, or Firm* — Standley Law Group
LLP; Kenny W. Pung; Stephen L. Grant

(56) **References Cited**

U.S. PATENT DOCUMENTS

1,886,619 A * 11/1932 Arnone A61J 9/0684
248/105
2,348,816 A * 5/1944 Hyams A61J 9/0684
248/106
D197,828 S * 3/1964 Reis D24/199
D198,488 S * 6/1964 Reis D24/199
3,814,293 A * 6/1974 Daves B67D 3/043
222/173
4,515,334 A 5/1985 Home
D282,969 S * 3/1986 Sukoff D24/199
D310,418 S * 9/1990 Tribolet D24/199
D336,005 S 6/1993 Keup
D350,039 S * 8/1994 Gener D7/619.1
D359,804 S * 6/1995 Carter D24/183
D361,131 S * 8/1995 Leopold D24/199
D363,549 S * 10/1995 Ye D24/199
5,624,043 A 4/1997 Baptista

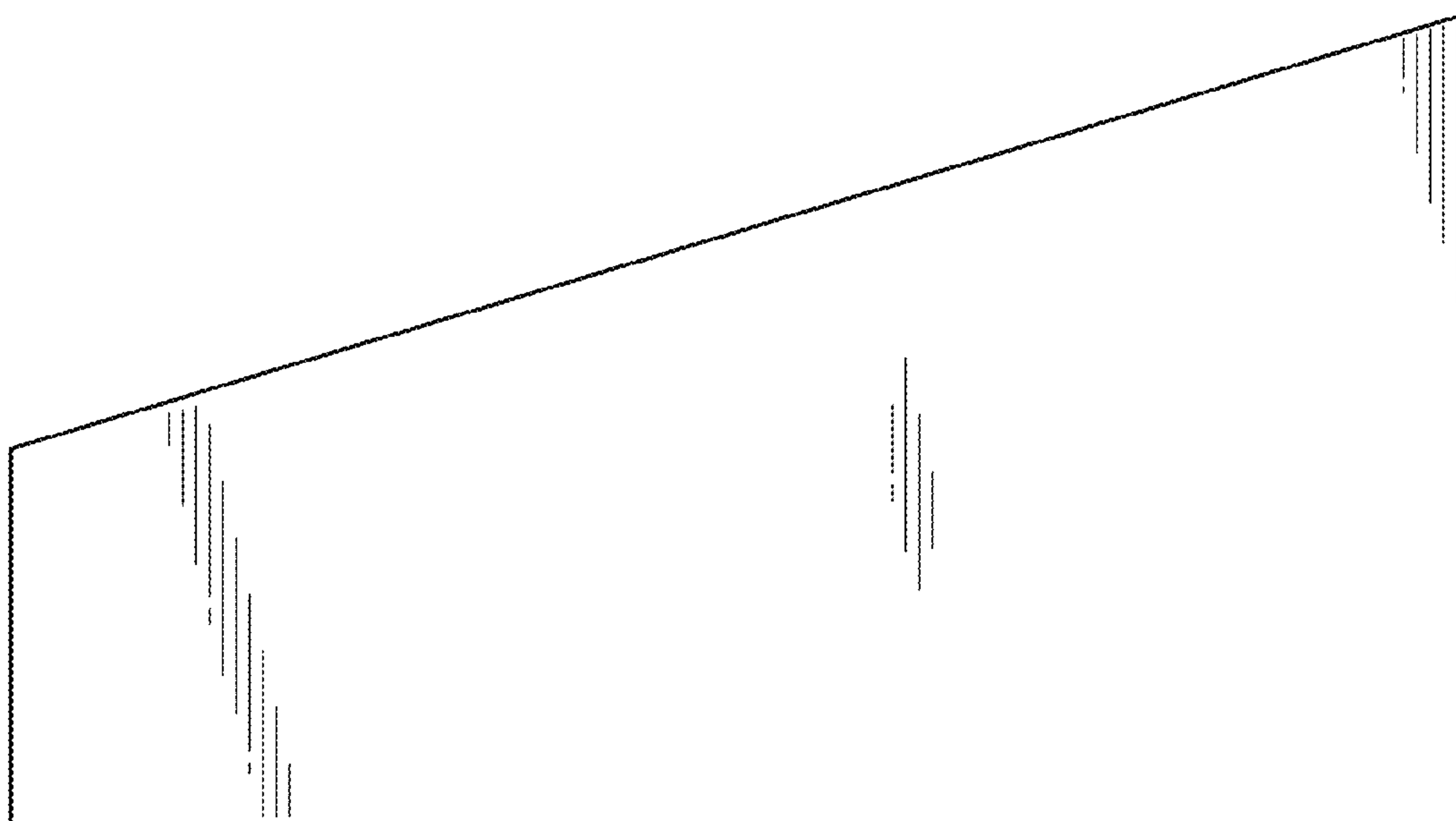
(57) **CLAIM**

The ornamental design for a bottle support, as shown and described.

DESCRIPTION

FIG. 1 is a front view of a bottle support showing my new design;
FIG. 2 is a rear view of the bottle support;
FIG. 3 is a right side view of the bottle support;
FIG. 4 is a left side view of the bottle support;
FIG. 5 is a top view of the bottle support;
FIG. 6 is a bottom view of the bottle support; and,
FIG. 7 is a top front side perspective view of the bottle support in use.
The broken lines in FIG. 7 are illustrative of environmental structure and forms no part of the claimed design.

1 Claim, 4 Drawing Sheets



(56)

References Cited

U.S. PATENT DOCUMENTS

D793,774 S *	8/2017	Kelly	D6/675
D807,694 S *	1/2018	Jewett	D7/397
D829,510 S *	10/2018	Harms	D7/603
D850,793 S *	6/2019	Waldner	D3/304
D873,427 S *	1/2020	Murphy	D24/199
2015/0083880 A1	3/2015	Berry	
2020/0031516 A1*	1/2020	Kuhn	B65D 5/4204

* cited by examiner

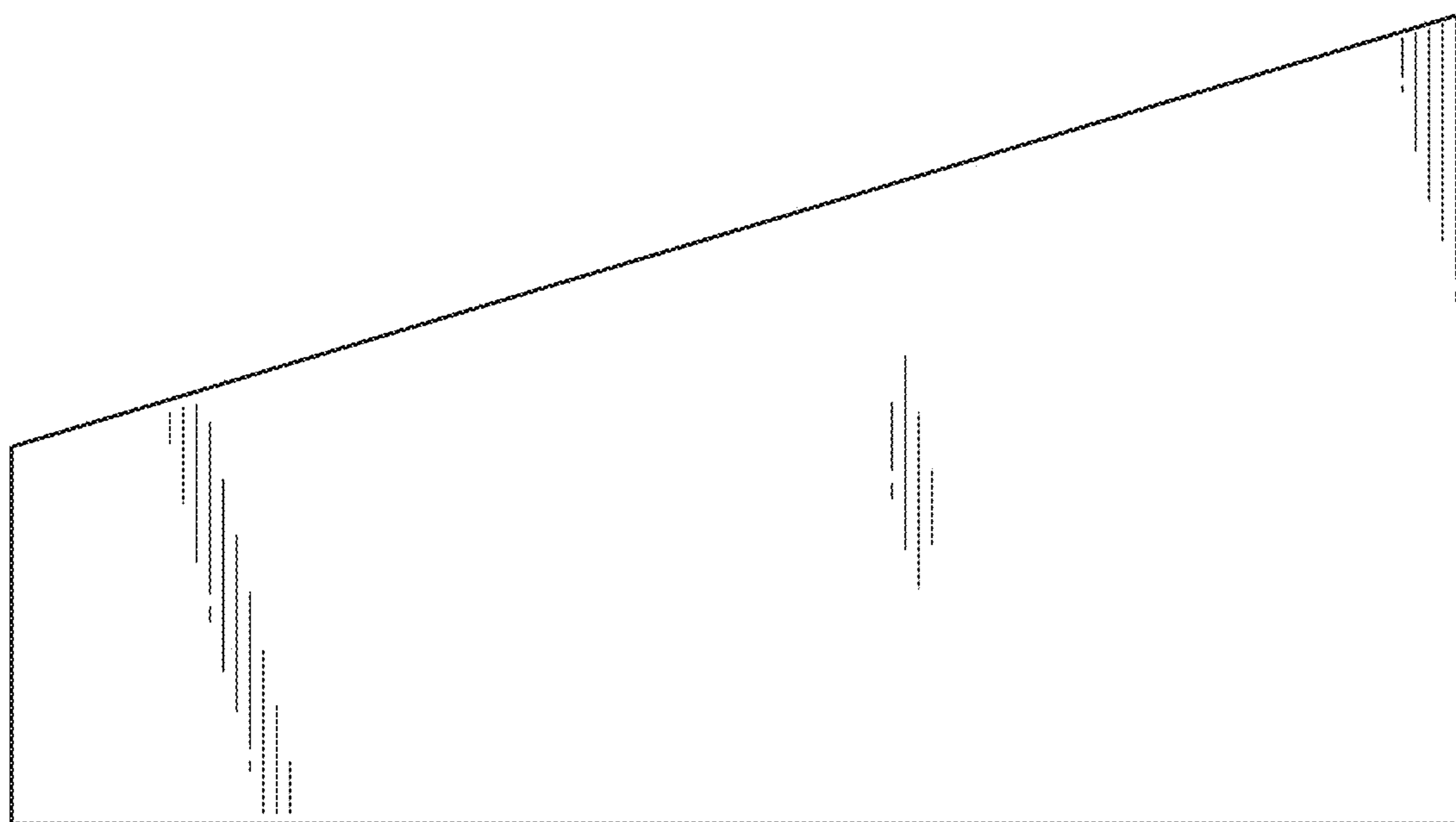


FIG. 1

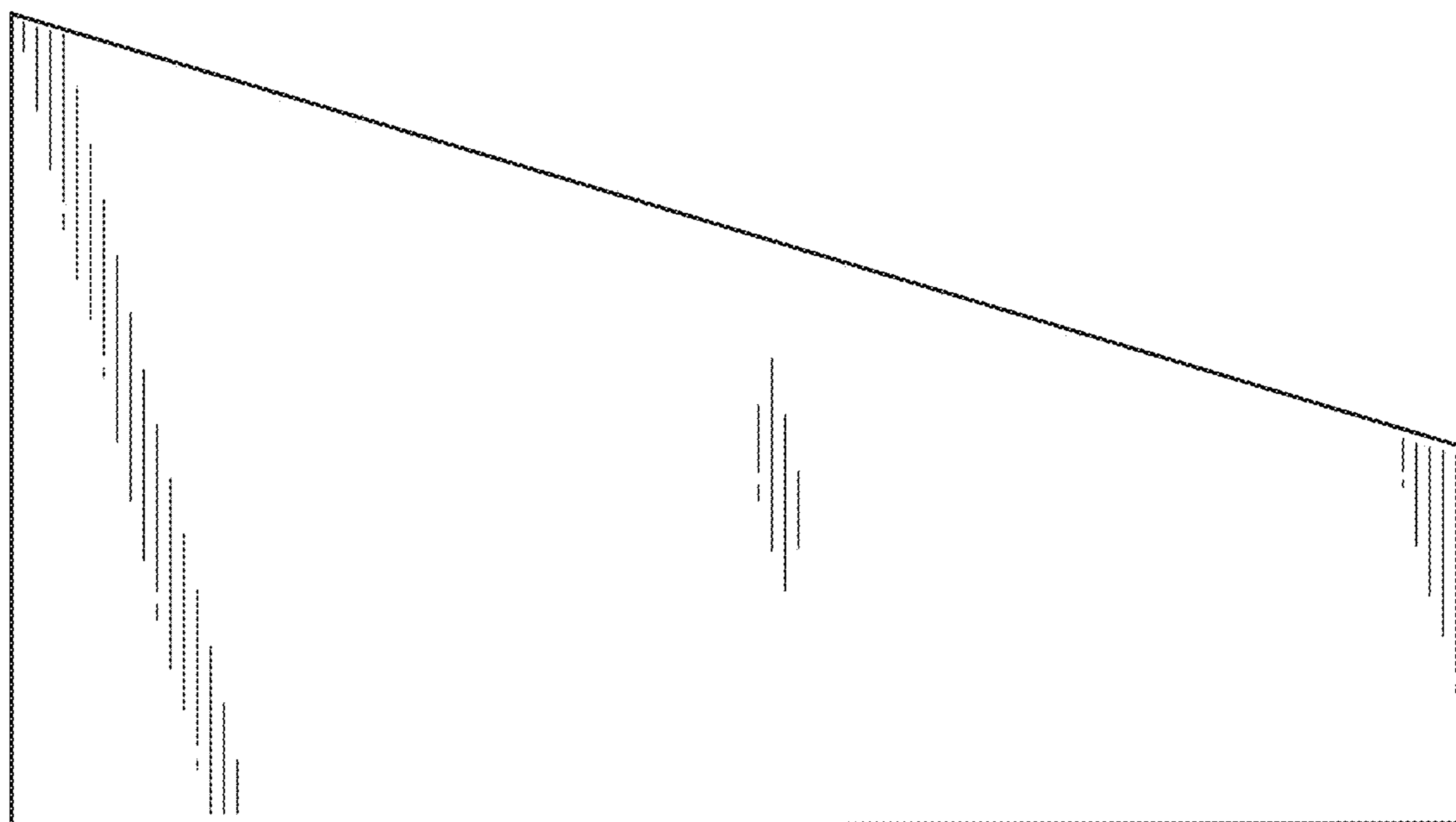


FIG. 2




FIG. 3

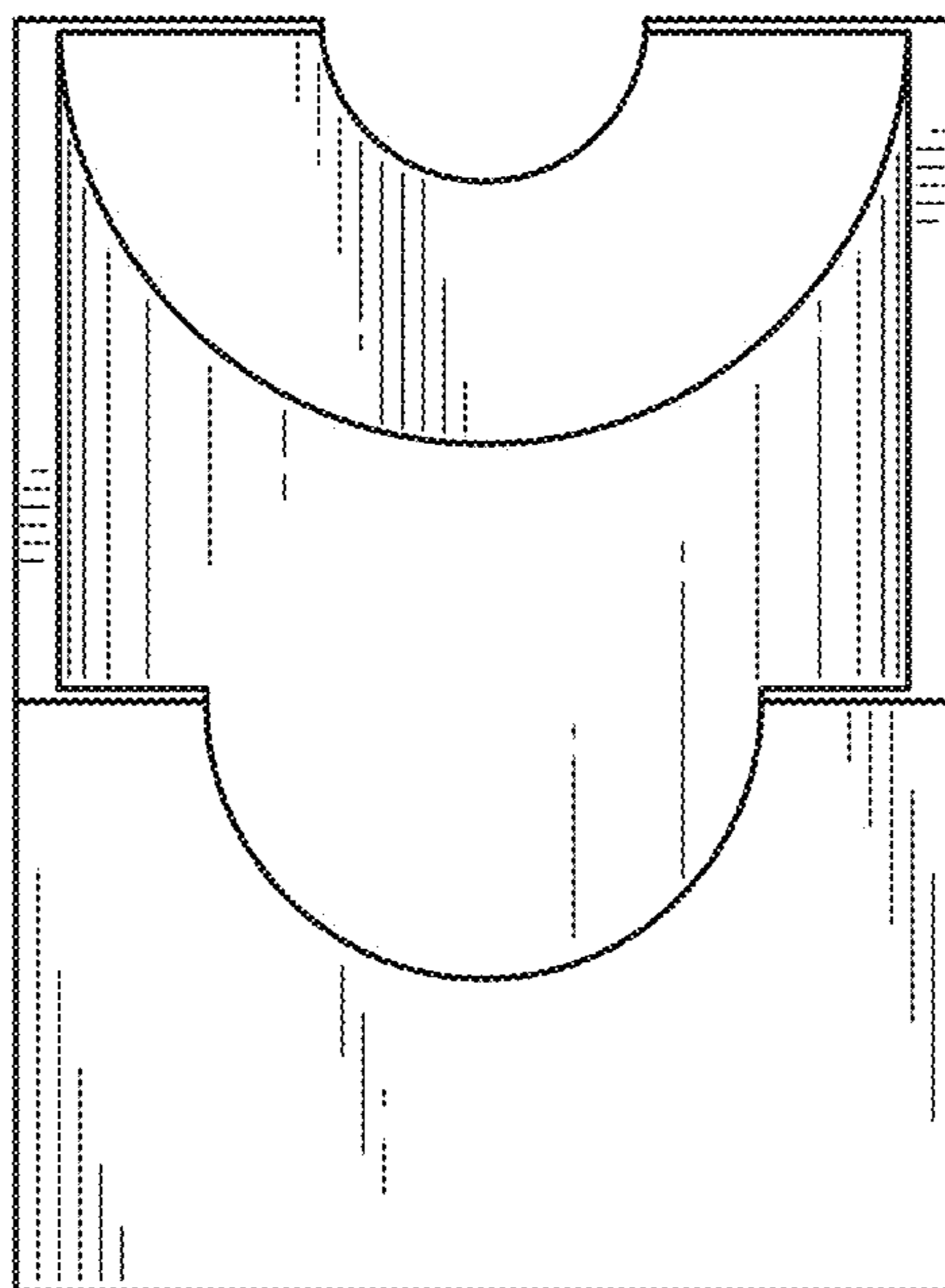


FIG. 4

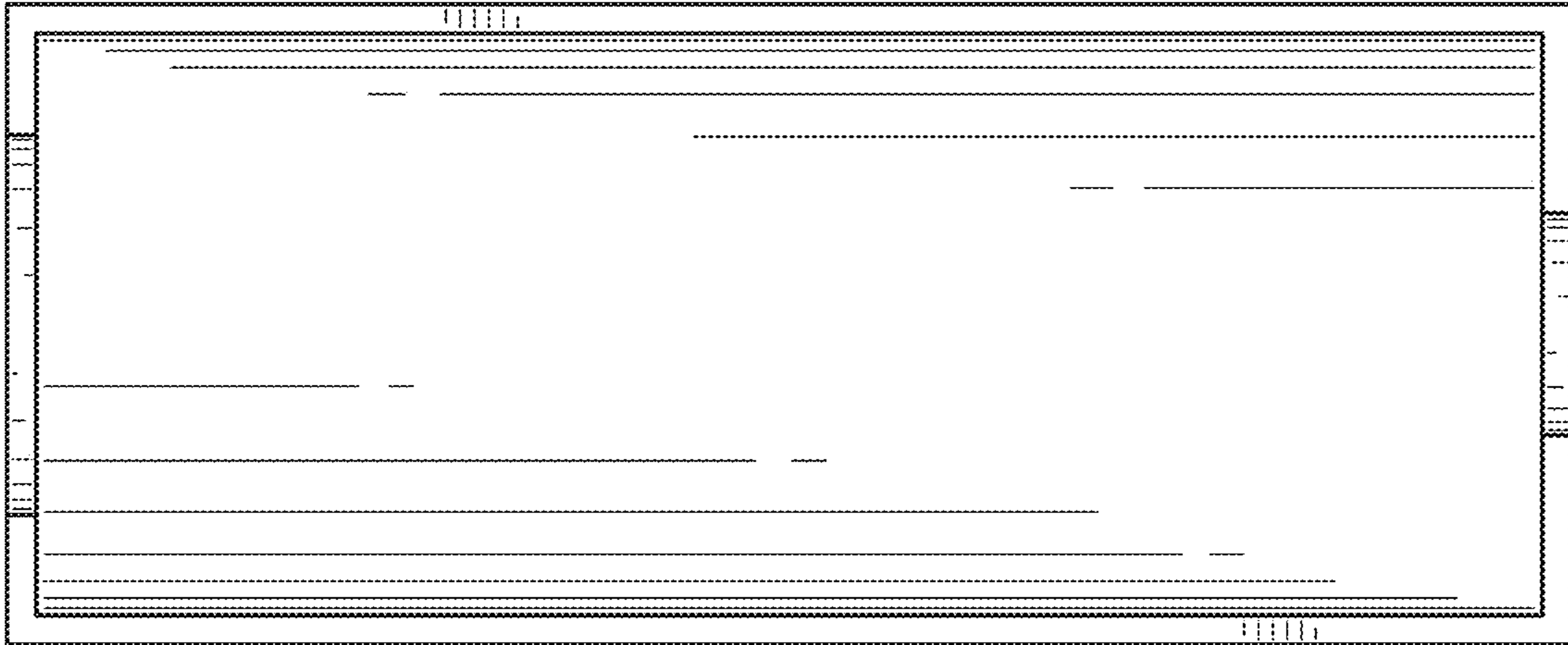


FIG. 5




FIG. 6

FIG. 7

