



US00D887726S

(12) **United States Design Patent**
Grossinger et al.

(10) **Patent No.:** **US D887,726 S**
(45) **Date of Patent:** **** Jun. 23, 2020**

- (54) **SOFA**
- (71) Applicant: **RAINLIGHT STUDIO LLC**, Culver City, CA (US)
- (72) Inventors: **Susan Grossinger**, Culver City, CA (US); **Yorgo Lykouria**, London (GB); **James Bennett**, Culver City, CA (US); **Hiroshi Saotome**, Kanagawa (JP)
- (73) Assignee: **RAINLIGHT STUDIO LLC**, Culver City, CA (US)
- (**) Term: **15 Years**
- (21) Appl. No.: **29/685,429**
- (22) Filed: **Mar. 28, 2019**
- (51) **LOC (12) Cl.** **06-01**
- (52) **U.S. Cl.**
USPC **D6/334; D6/374; D6/381**
- (58) **Field of Classification Search**
USPC **D6/334, 374, 377, 379, 380, 381**
CPC **A47C 7/16; A47C 7/18; A47C 7/24; A47C 17/00; A47C 17/02; A47C 17/86; A47C 3/14; A47C 3/16**
See application file for complete search history.

(56) **References Cited**

U.S. PATENT DOCUMENTS

D144,677 S *	5/1946	Billet et al.	D6/361
2,969,107 A *	1/1961	Naxon	A47C 17/1655 297/383
2,985,892 A *	5/1961	Garrigus, Sr.	A47C 17/14 5/12.1
D193,833 S *	10/1962	Bendell	D6/336
D203,817 S *	2/1966	Burke	D6/357
D244,888 S *	7/1977	Shafer	D6/335
D400,364 S *	11/1998	Hutton	D6/361
D532,209 S *	11/2006	Rodis	D6/335

D534,735 S *	1/2007	Maltz	D6/375
D548,985 S *	8/2007	Zakas	D6/335
D563,112 S *	3/2008	Swanson	D6/381
D566,980 S *	4/2008	Mourgue	D6/381
D567,526 S *	4/2008	Williams	D6/381
D569,112 S *	5/2008	Swanson	D6/334
D574,162 S *	8/2008	Hoppert	D6/381
D641,564 S *	7/2011	Urquiola	D6/381
D643,226 S *	8/2011	Kanthasamy	D6/381
D699,460 S *	2/2014	Bosman	D6/371
D699,461 S *	2/2014	Bosman	D6/371
D699,963 S *	2/2014	Hidalgo	D6/381
D704,468 S *	5/2014	Gaschy	D6/371
8,721,000 B2 *	5/2014	Nguyen	A47C 7/402 297/378.1
D722,443 S *	2/2015	Baraldi	D6/335
D810,456 S *	2/2018	Hiyoshi	D6/375
D814,823 S *	4/2018	Barrell	D6/381
D818,735 S *	5/2018	Hiyoshi	D6/381

(Continued)

Primary Examiner — Cathron C Brooks
(74) *Attorney, Agent, or Firm* — IPUSA, PLLC

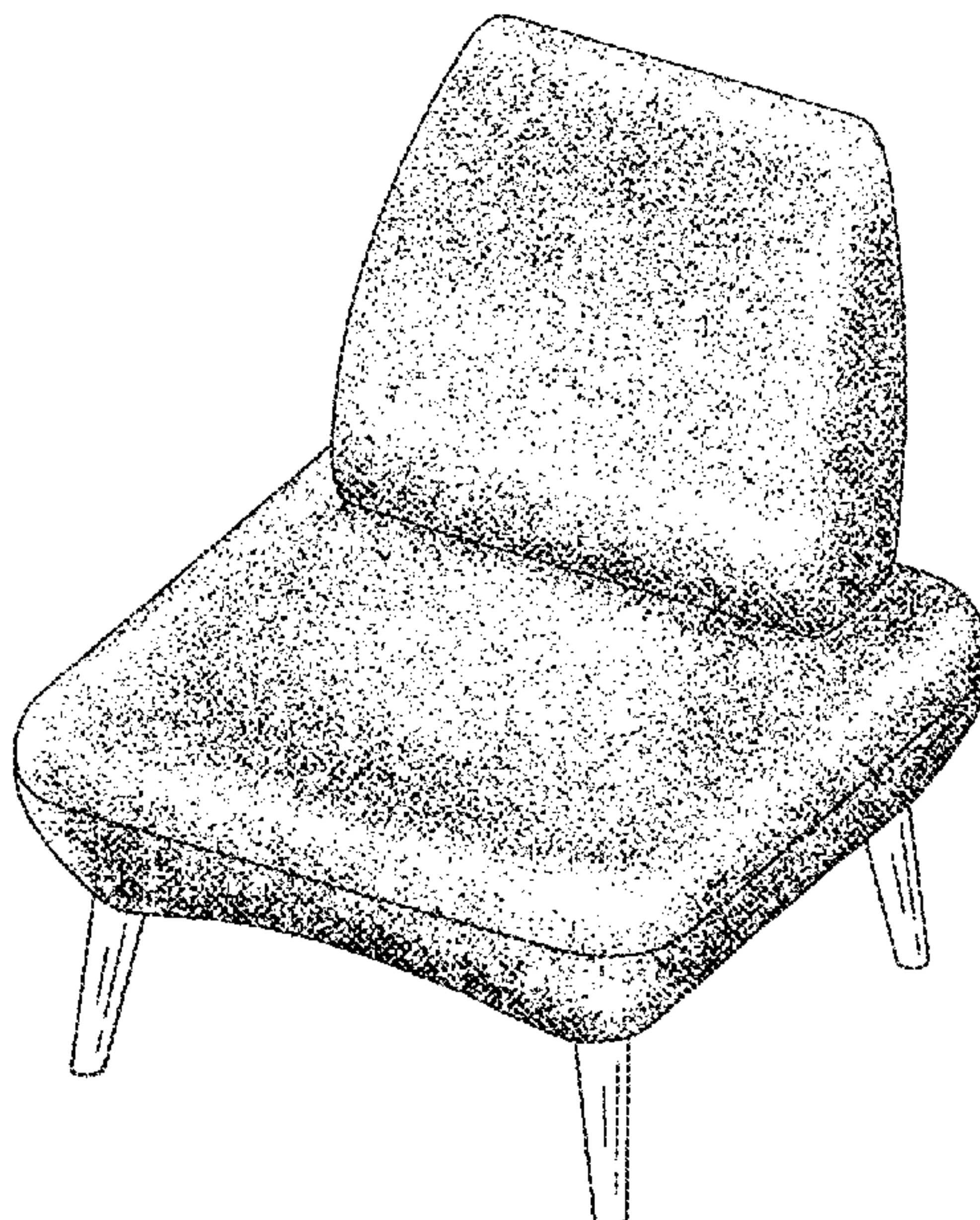
(57) **CLAIM**

The ornamental design for a sofa, as shown and described.

DESCRIPTION

FIG. 1 is a front, top, and right side perspective view of a sofa, showing our new design;
 FIG. 2 is a rear, top, and right side perspective view thereof;
 FIG. 3 is a front view thereof;
 FIG. 4 is a rear view thereof;
 FIG. 5 is a top plan view thereof;
 FIG. 6 is a bottom plan view thereof;
 FIG. 7 is a right side view thereof; and,
 FIG. 8 is a cross-sectional view taken along the line 8-8 in FIG. 3.
 The left side view is omitted because it is a mirror image of the right side view.

1 Claim, 4 Drawing Sheets



(56)

References Cited

U.S. PATENT DOCUMENTS

D829,451 S	*	10/2018	Bozzoli	D6/334
D846,296 S	*	4/2019	Smith	D6/381
D850,141 S	*	6/2019	King	D6/381
D854,839 S	*	7/2019	Hiyoshi	D6/337
D870,475 S	*	12/2019	Iwasaki	D6/349

* cited by examiner

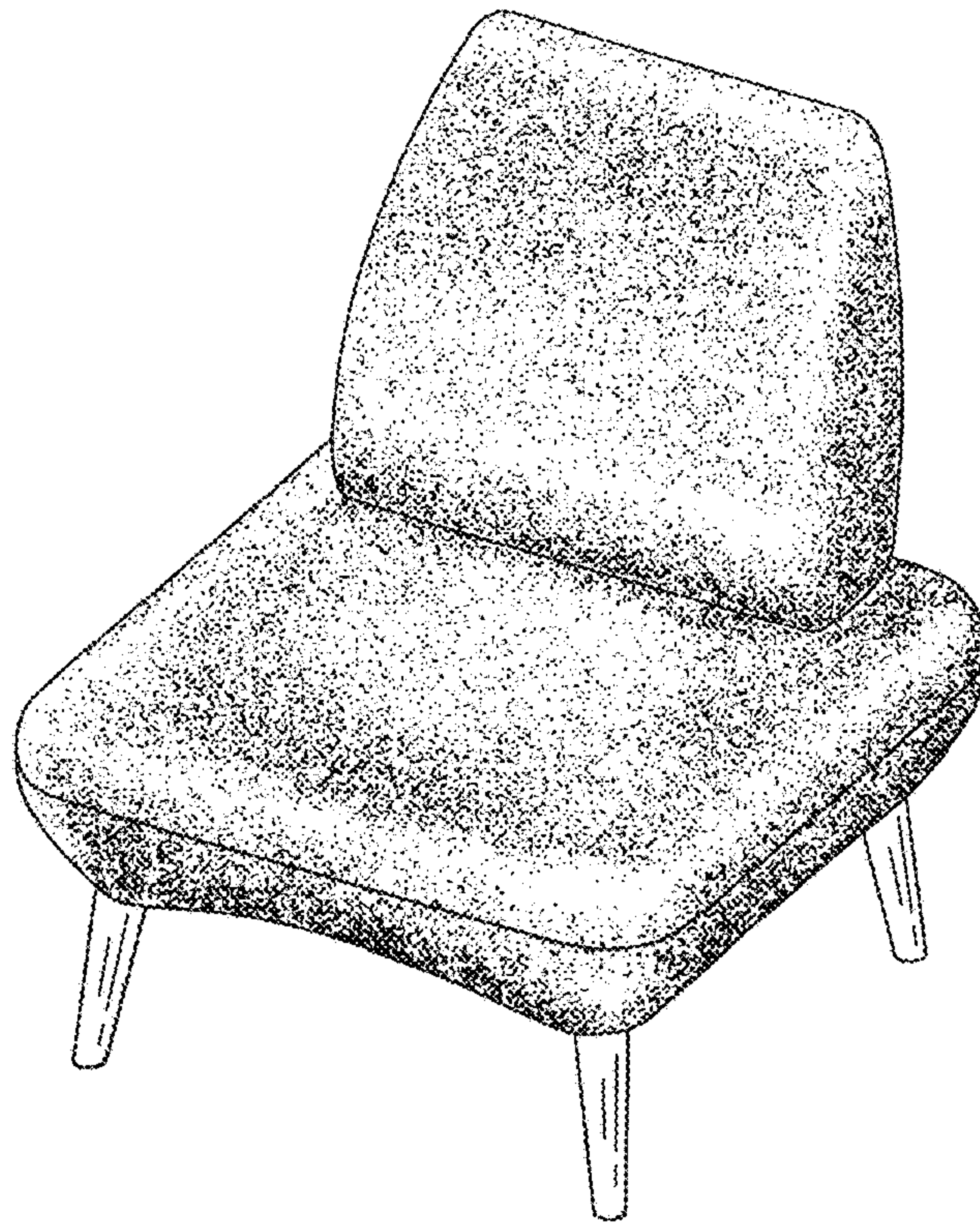


Fig. 1

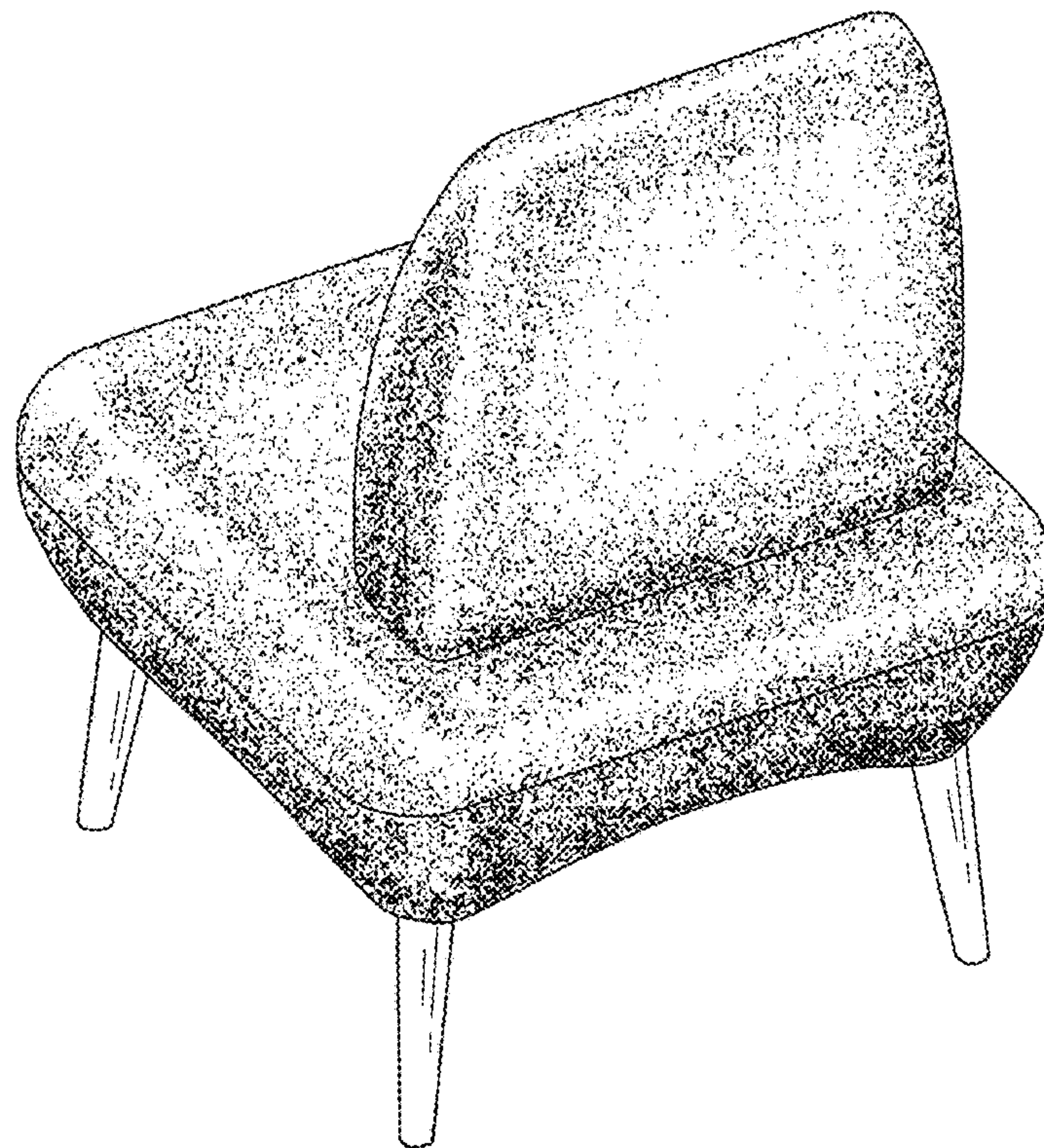
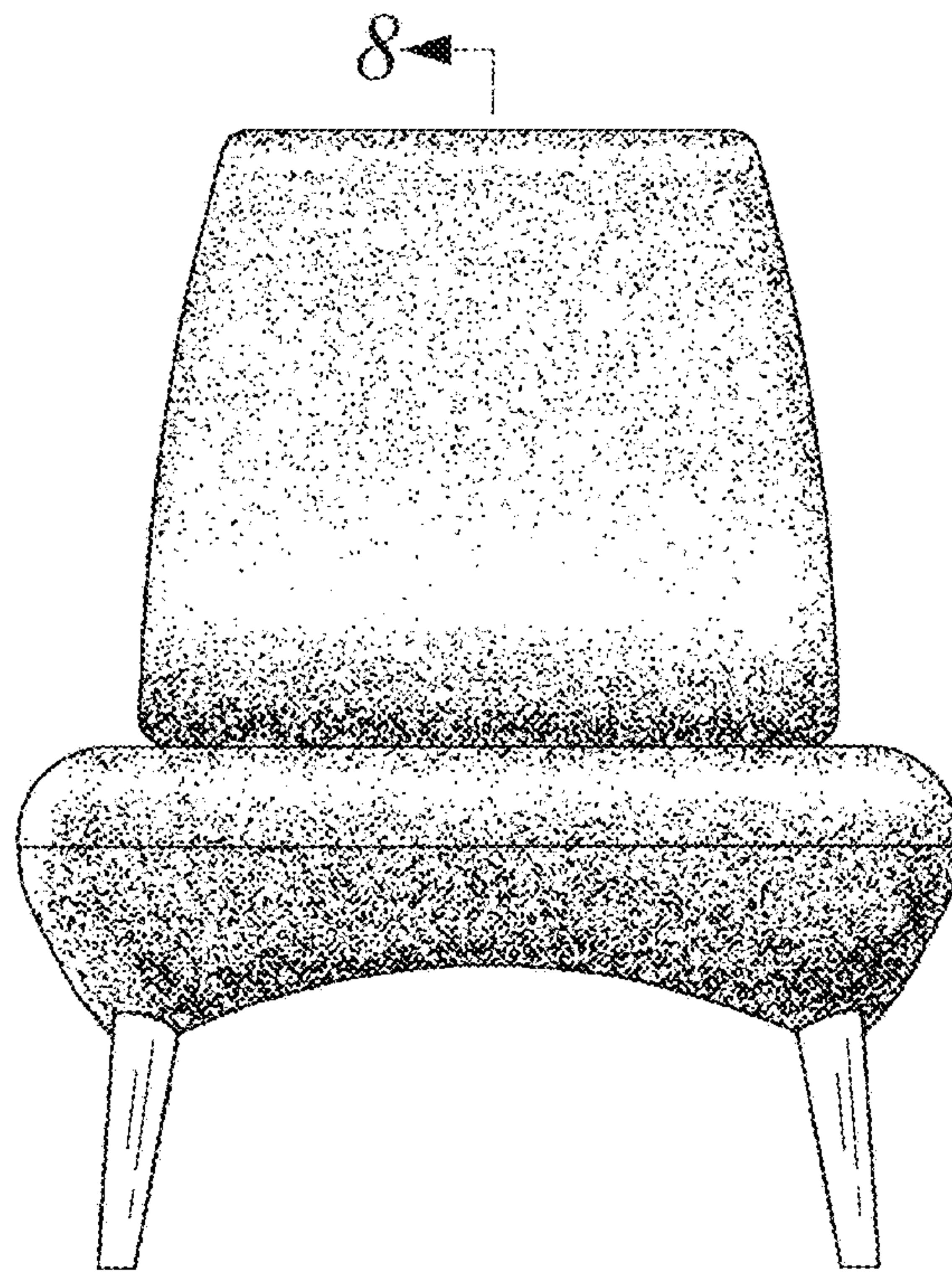


Fig. 2



8
Fig. 3

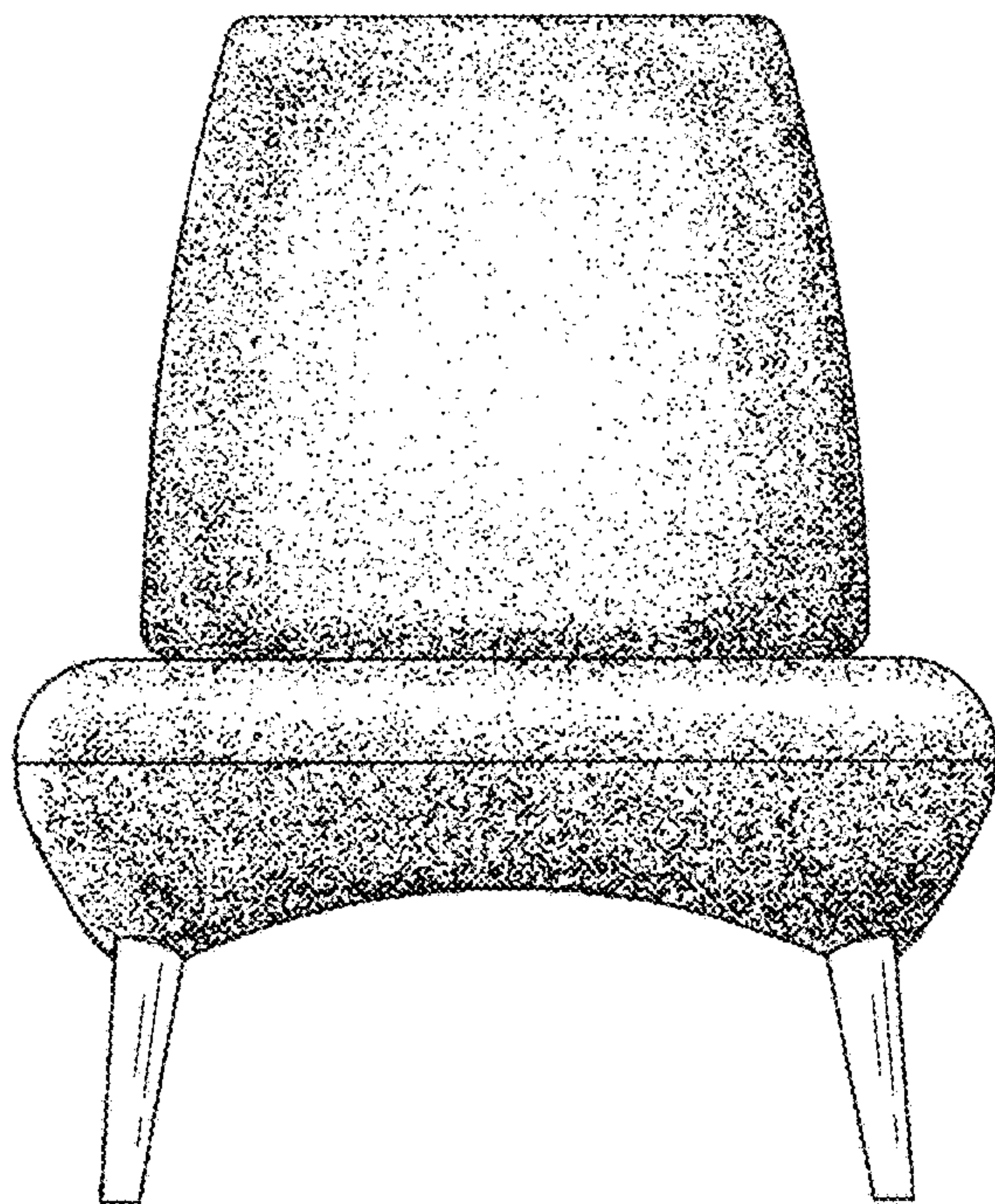


Fig. 4

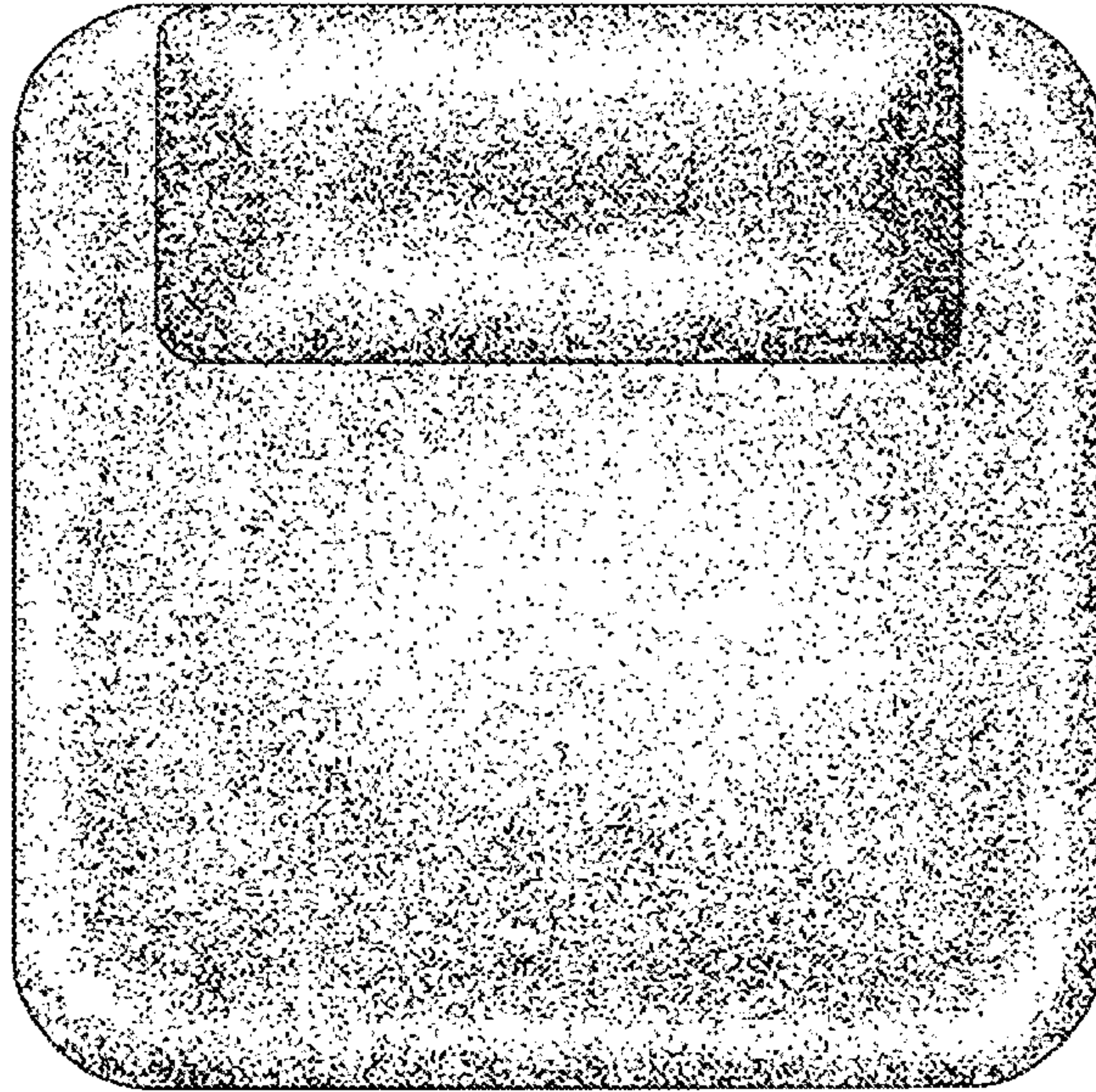


Fig. 5




Fig. 6

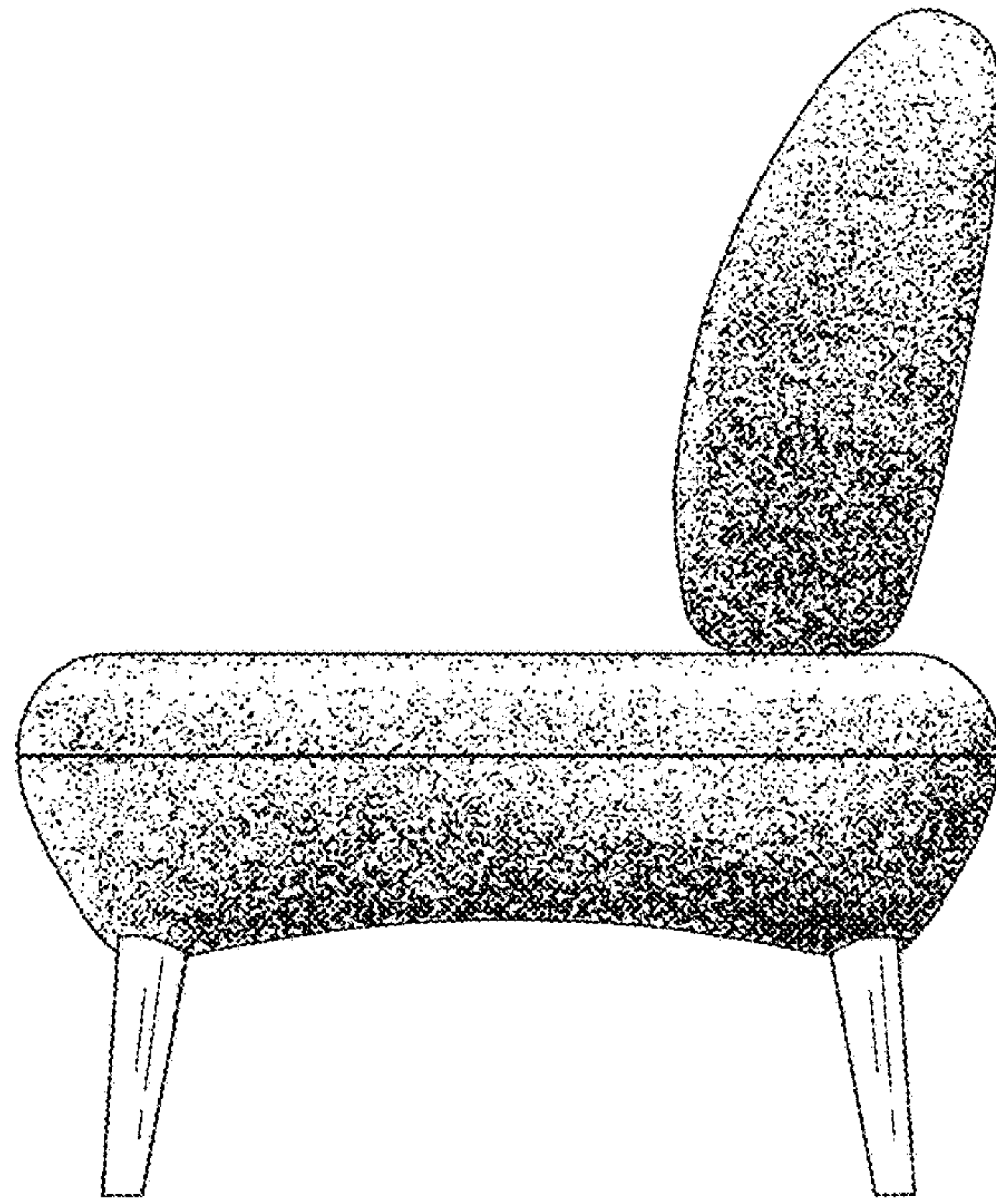


Fig. 7

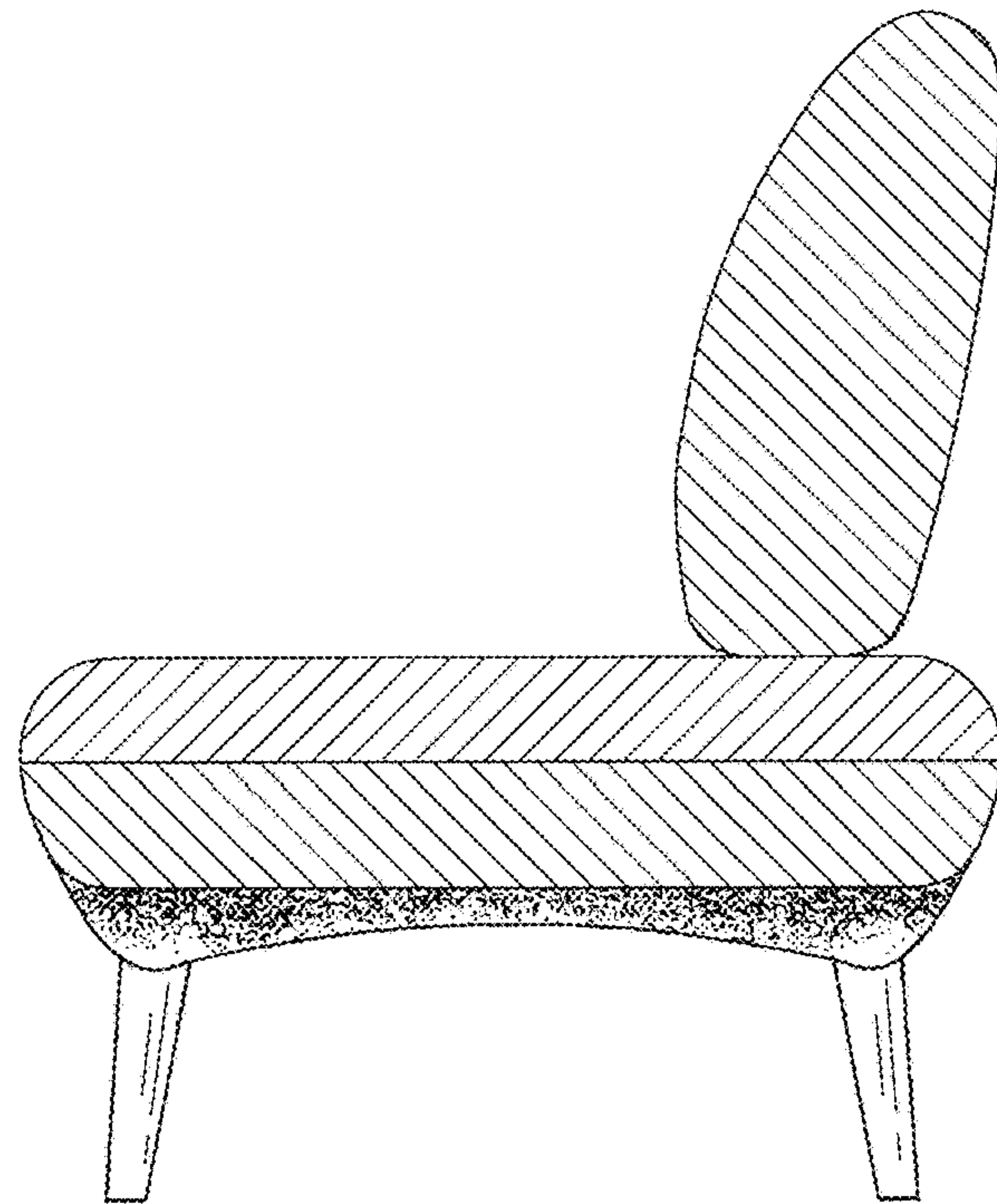


Fig. 8