



US00D887722S

(12) **United States Design Patent**
Powell

(10) **Patent No.:** **US D887,722 S**

(45) **Date of Patent:** **** Jun. 23, 2020**

(54) **BATHING BRUSH**

(71) Applicant: **Eric Powell**, Oviedo, FL (US)

(72) Inventor: **Eric Powell**, Oviedo, FL (US)

(**) Term: **15 Years**

(21) Appl. No.: **29/685,691**

(22) Filed: **Mar. 29, 2019**

(51) **LOC (12) Cl.** **04-99**

(52) **U.S. Cl.**

USPC **D4/134**; D4/137

(58) **Field of Classification Search**

USPC D4/100, 127-138; D24/133; D28/7, 13,
D28/20-34, 63; D32/49; D30/158, 159

CPC A45D 24/00; A45D 24/10; A45D 24/30;
A45D 24/32; A45D 20/48; A45D 2/001;
A01K 13/00; A01K 13/002; A46B 9/06;
A46B 9/02; A46B 9/023; A46B 7/00;
A46B 13/00; A46B 13/08; A46B 13/02;
A46D 1/00; A46D 1/0253; A46D 1/0284;
A47K 7/00; A47K 7/02; A47K 7/002;
A47K 7/026; A47K 7/04; A47K 7/043;
A46N 2200/10; A46N 2200/1046; A46N
2200/30; A46N 2200/1026

See application file for complete search history.

(56) **References Cited**

U.S. PATENT DOCUMENTS

4,364,142 A 12/1982 Pangle
5,875,512 A 3/1999 Lathan
6,745,427 B1 6/2004 Trenz et al.

D631,667 S * 2/2011 Lin D4/132
D677,471 S * 3/2013 Pires D4/136
D778,622 S * 2/2017 Hering D30/159
D831,973 S * 10/2018 Allison D4/138
2012/0204372 A1 8/2012 Kelly et al.
2016/0029780 A1 2/2016 Peia

OTHER PUBLICATIONS

Body Washer, announced 2020 [online], [site visited Apr. 7, 2020]. Available from internet, URL: https://www.allmed.com/etac-body-washer.html?pid=150404&gclid=EAlalQobChM15d3ioMPM6AIVUj0MCh310AYBEAQYBSABEglctvD_BwE (Year: 2020).*

* cited by examiner

Primary Examiner — George A Bugg

Assistant Examiner — Tamara L Hahn

(74) *Attorney, Agent, or Firm* — Allen, Dyer et al.

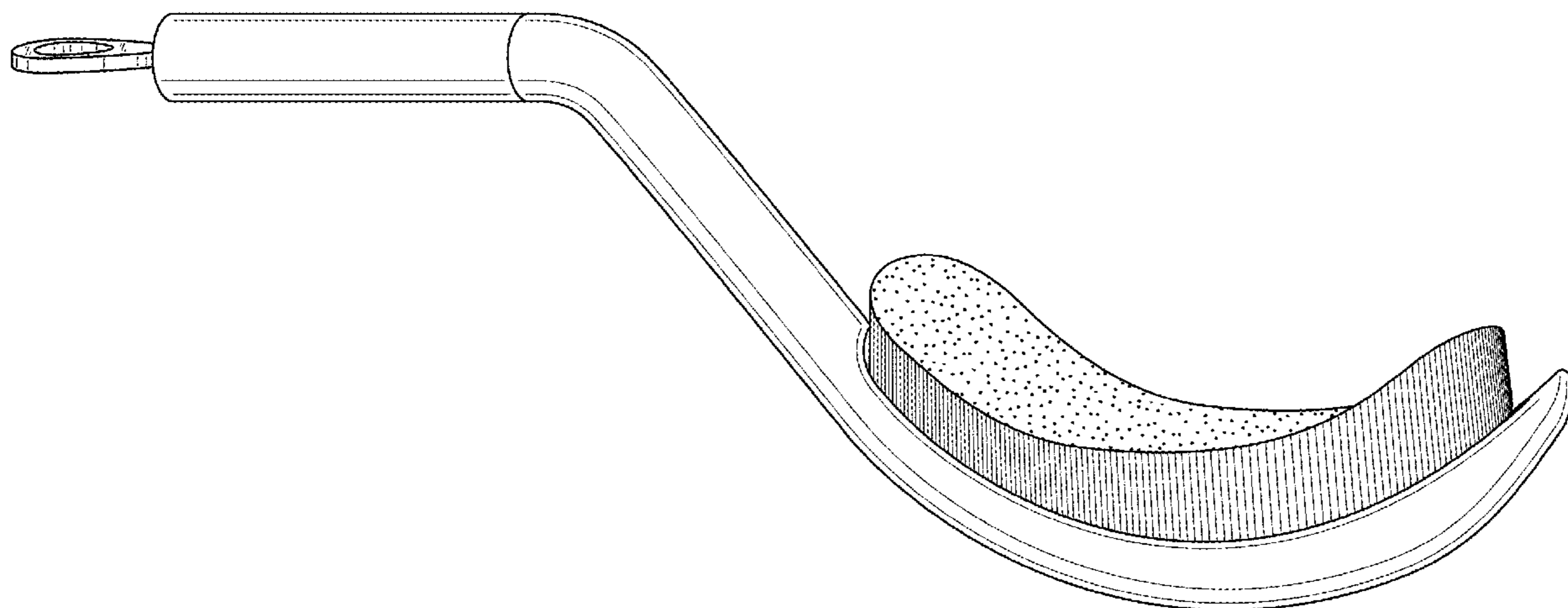
(57) **CLAIM**

The ornamental design for a bathing brush, as shown and described.

DESCRIPTION

FIG. 1 is a top perspective view of a bathing brush showing my new design;
FIG. 2 is a rear elevational view thereof;
FIG. 3 is a front elevational view thereof;
FIG. 4 is a left side elevational view thereof
FIG. 5 is a right side elevational view thereof;
FIG. 6 is a top view thereof; and,
FIG. 7 is a bottom view thereof.

1 Claim, 6 Drawing Sheets



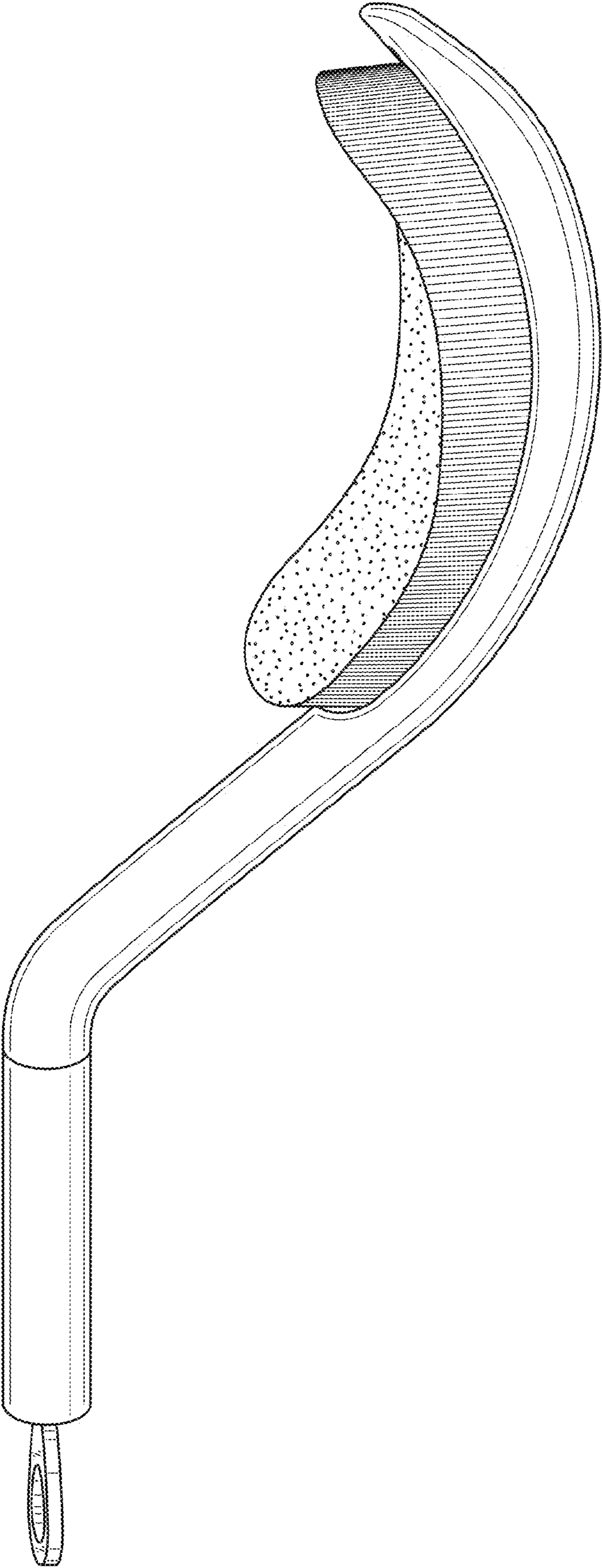


FIG. 1

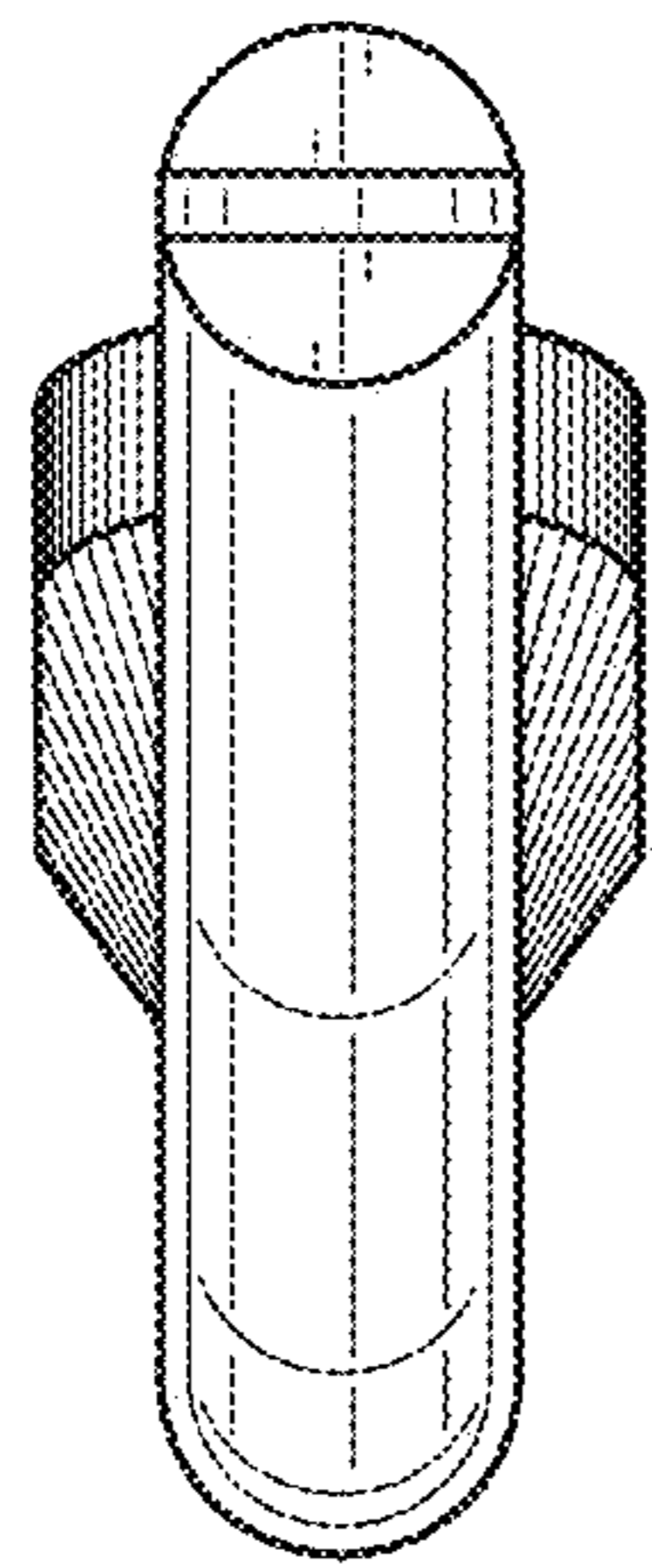


FIG. 2

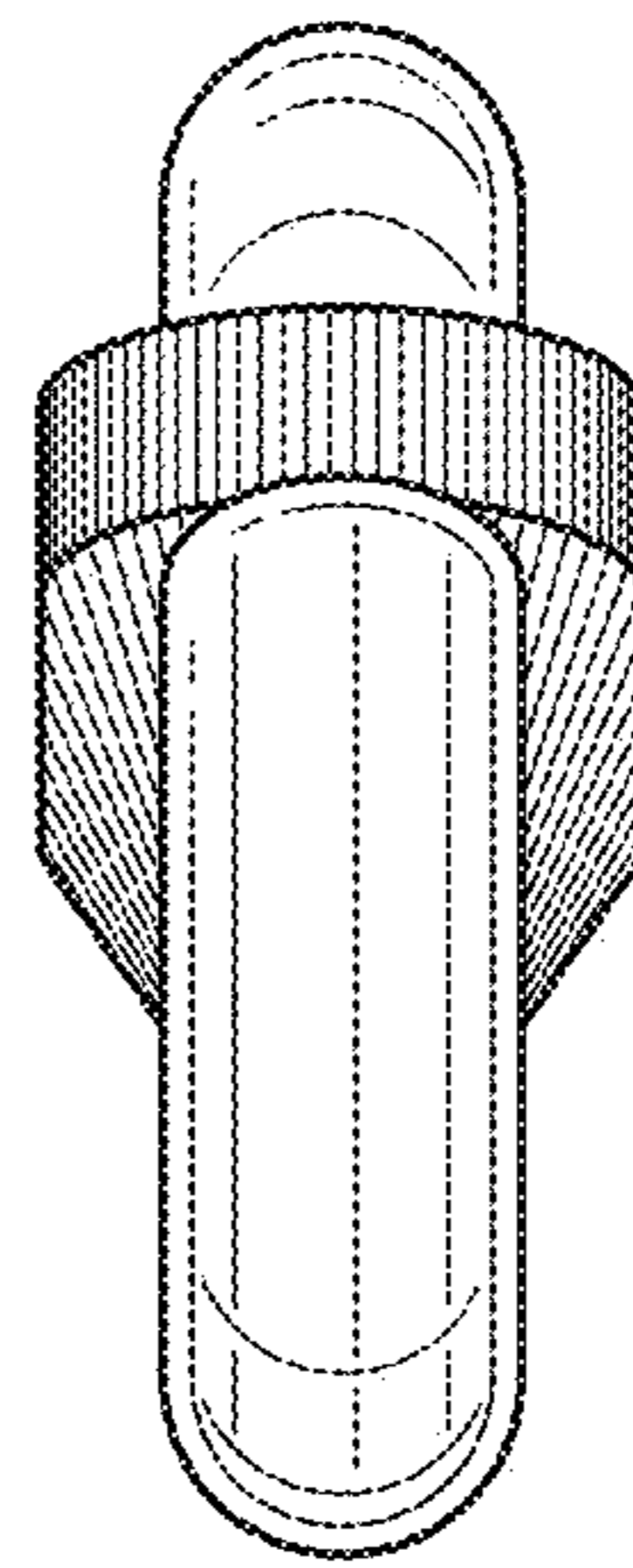


FIG. 3

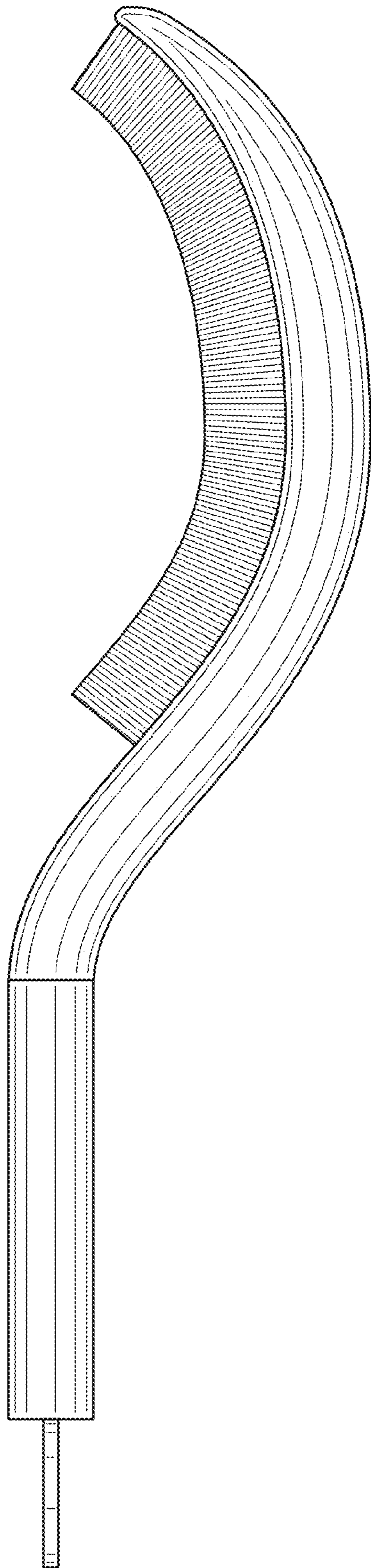


FIG. 4

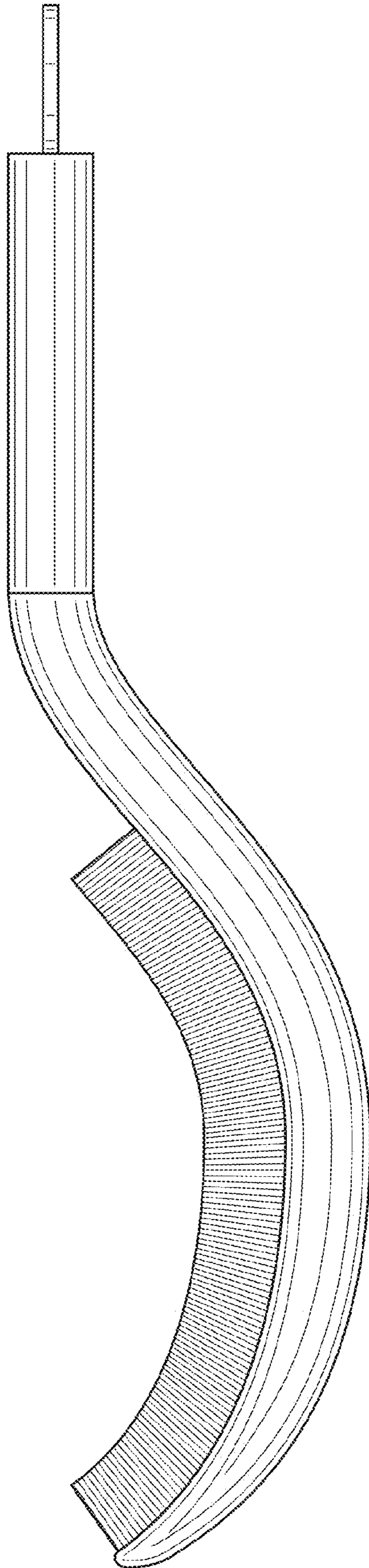


FIG. 5

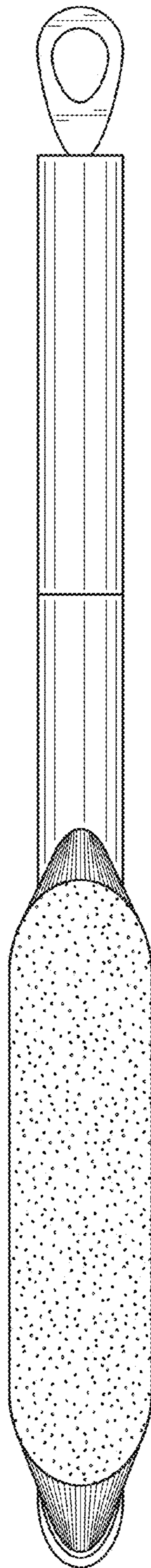


FIG. 6

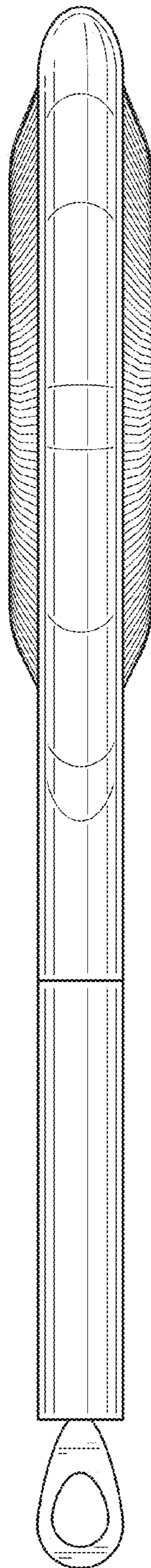


FIG. 7