



US00D887718S

(12) **United States Design Patent**
Tripaldi

(10) **Patent No.:** **US D887,718 S**

(45) **Date of Patent:** **** *Jun. 23, 2020**

- (54) **HANDBAG HANGER**
- (71) Applicant: **Robin B. Tripaldi**, Alamo, CA (US)
- (72) Inventor: **Robin B. Tripaldi**, Alamo, CA (US)
- (*) Notice: This patent is subject to a terminal disclaimer.
- (**) Term: **15 Years**
- (21) Appl. No.: **29/670,463**
- (22) Filed: **Nov. 15, 2018**
- (51) **LOC (12) Cl.** **03-01**
- (52) **U.S. Cl.**
USPC **D3/328**
- (58) **Field of Classification Search**
USPC D3/328; D8/373
CPC A45C 13/00; A45C 5/00
See application file for complete search history.

- 6,123,238 A * 9/2000 Dumplet A47F 5/0006
211/113
- D497,255 S * 10/2004 Scola D3/328
- 7,481,340 B2 * 1/2009 Murphy A47G 25/743
211/113
- D592,489 S * 5/2009 Kamangar D8/367
- D621,244 S * 8/2010 Kundinger, Jr. D8/381
- D645,262 S * 9/2011 Camp D6/323
- D712,663 S * 9/2014 Gasparino D3/328
- D774,770 S * 12/2016 Faraone D3/328
- 2004/0089682 A1 * 5/2004 Beverly A47G 25/183
223/88
- 2007/0080120 A1 * 4/2007 Greiner A47B 61/003
211/34
- 2010/0264101 A1 * 10/2010 Ma A47G 25/06
211/85.15

(Continued)

Primary Examiner — Holly H Baynham
(74) *Attorney, Agent, or Firm* — West & Associates, A
PC; Stuart West

(57) **CLAIM**

The ornamental design for a handbag hanger, as shown and described.

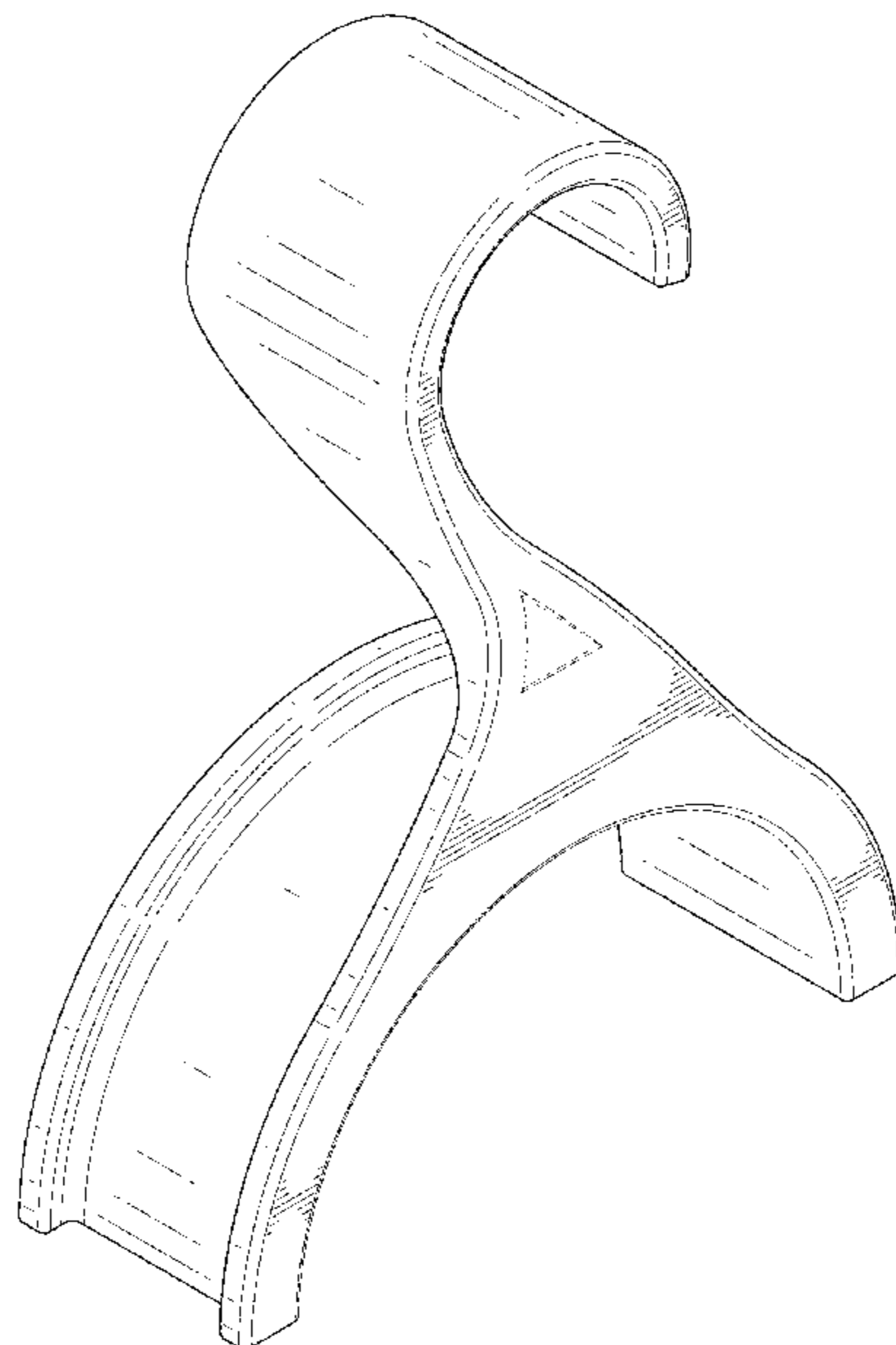
(56) **References Cited**
U.S. PATENT DOCUMENTS

- 3,235,218 A * 2/1966 Graham A47F 5/0846
248/223.41
- 3,638,890 A * 2/1972 Burrell A47G 25/28
248/215
- 4,771,899 A * 9/1988 Benedict A47B 61/02
211/105.3
- 4,805,782 A * 2/1989 Hale A47G 25/10
211/113
- 4,978,093 A * 12/1990 Kennedy A47B 13/16
248/205.1
- 5,372,346 A * 12/1994 Upchurch F16B 21/04
248/222.52
- 5,509,545 A * 4/1996 Banke A47G 25/0671
211/205
- D377,866 S * 2/1997 Samples D3/328
- 6,053,378 A * 4/2000 Doyel A47G 25/60
211/113

DESCRIPTION

FIG. 1 depicts an isometric front view of the handbag hanger.
FIG. 2 depicts a right side view of the handbag hanger.
FIG. 3 depicts a left side view of the handbag hanger.
FIG. 4 depicts a rear elevation view of the handbag hanger.
FIG. 5 depicts a front elevation view of the handbag hanger.
FIG. 6 depicts a top view of the handbag hanger.
FIG. 7 depicts a bottom view of the handbag hanger; and,
FIG. 8 depicts a rear isometric view of the handbag hanger.
The dashed lines in all figures depict an unclaimed portion of the design.

1 Claim, 6 Drawing Sheets



(56)

References Cited

U.S. PATENT DOCUMENTS

2014/0306082 A1 * 10/2014 Harvala A47G 25/24
248/339

* cited by examiner

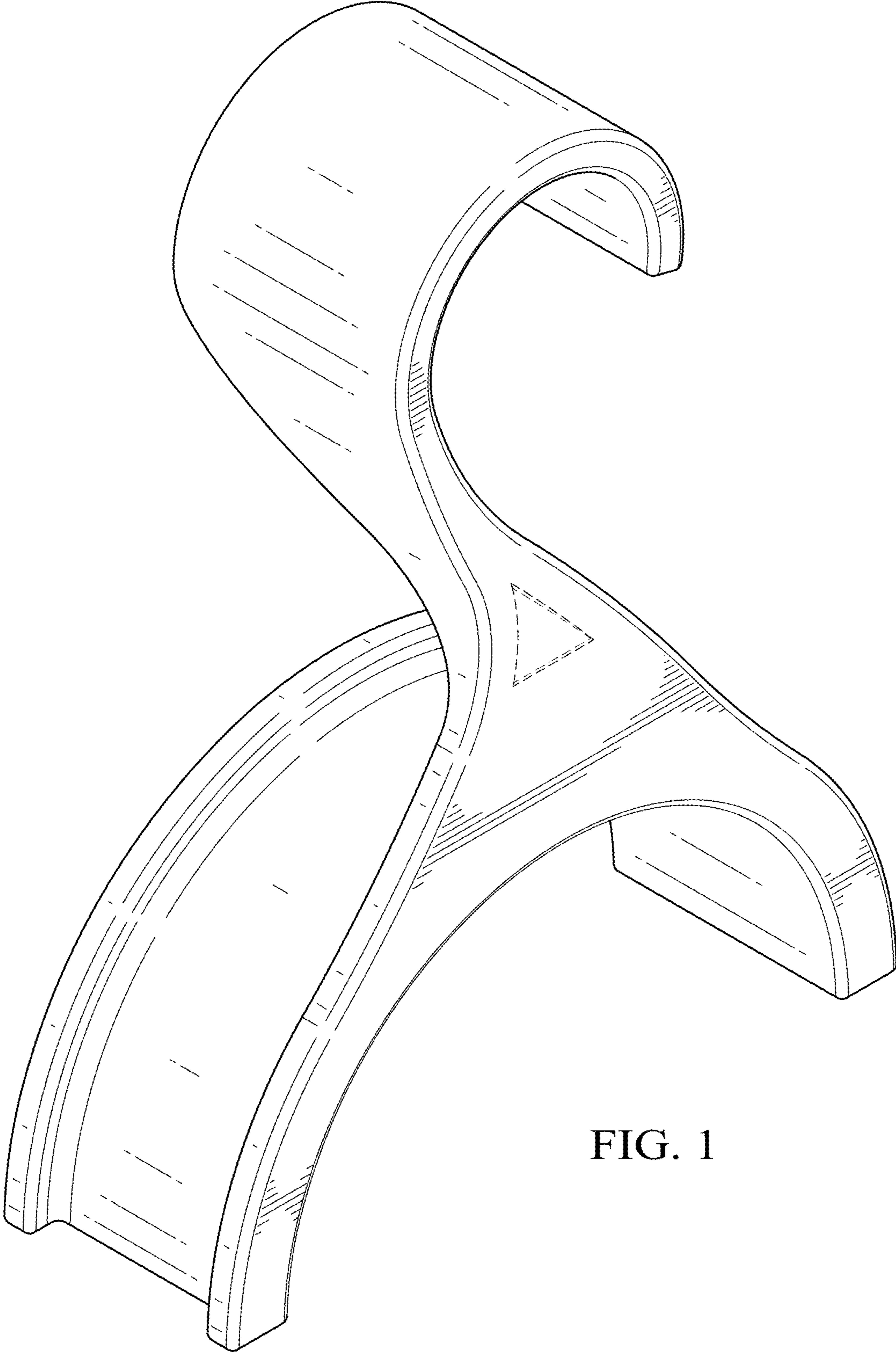


FIG. 1

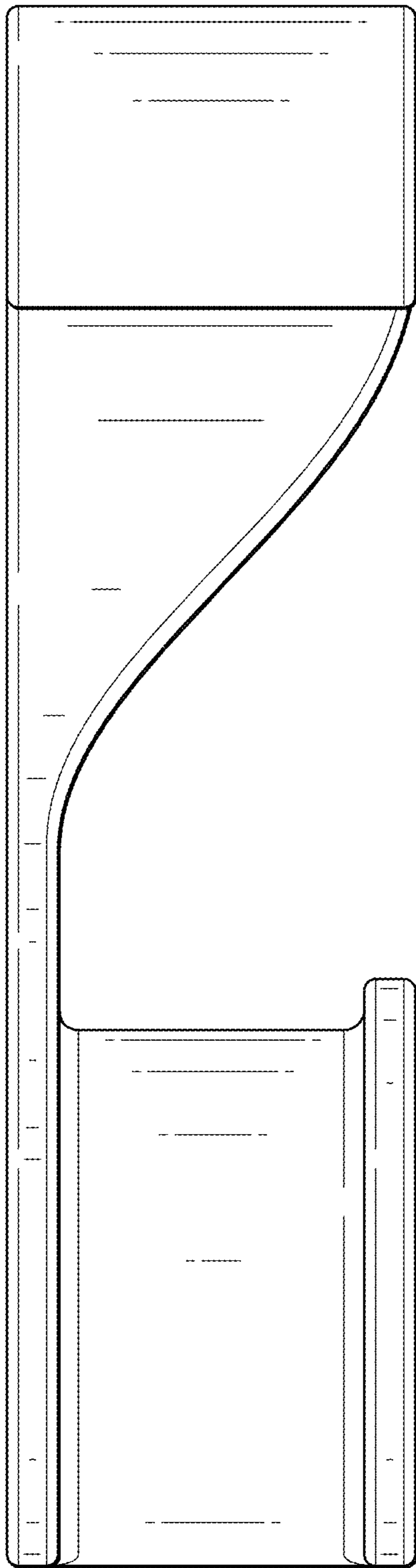


FIG. 2

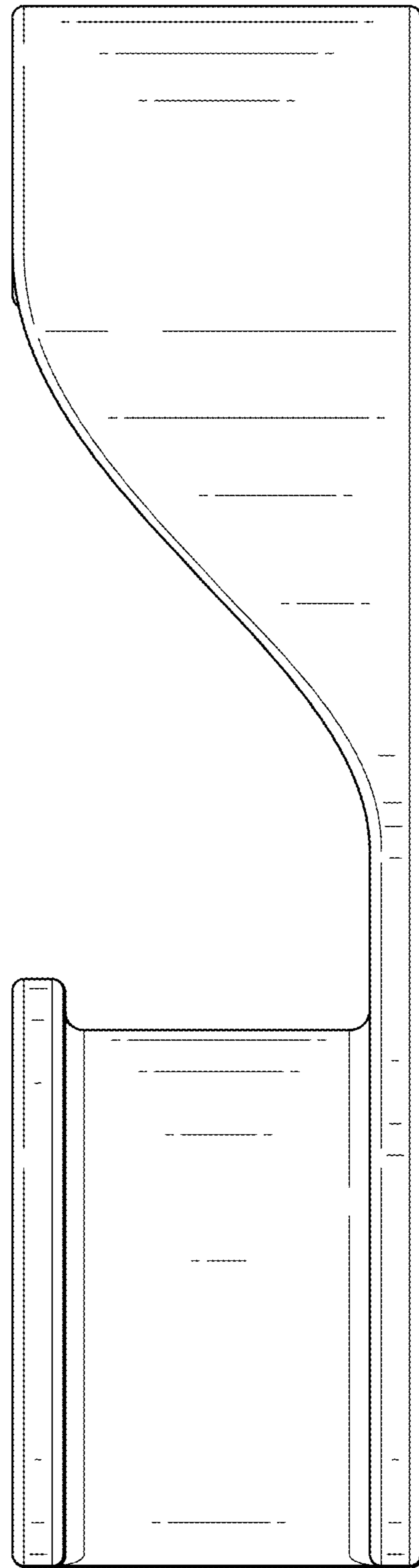


FIG. 3

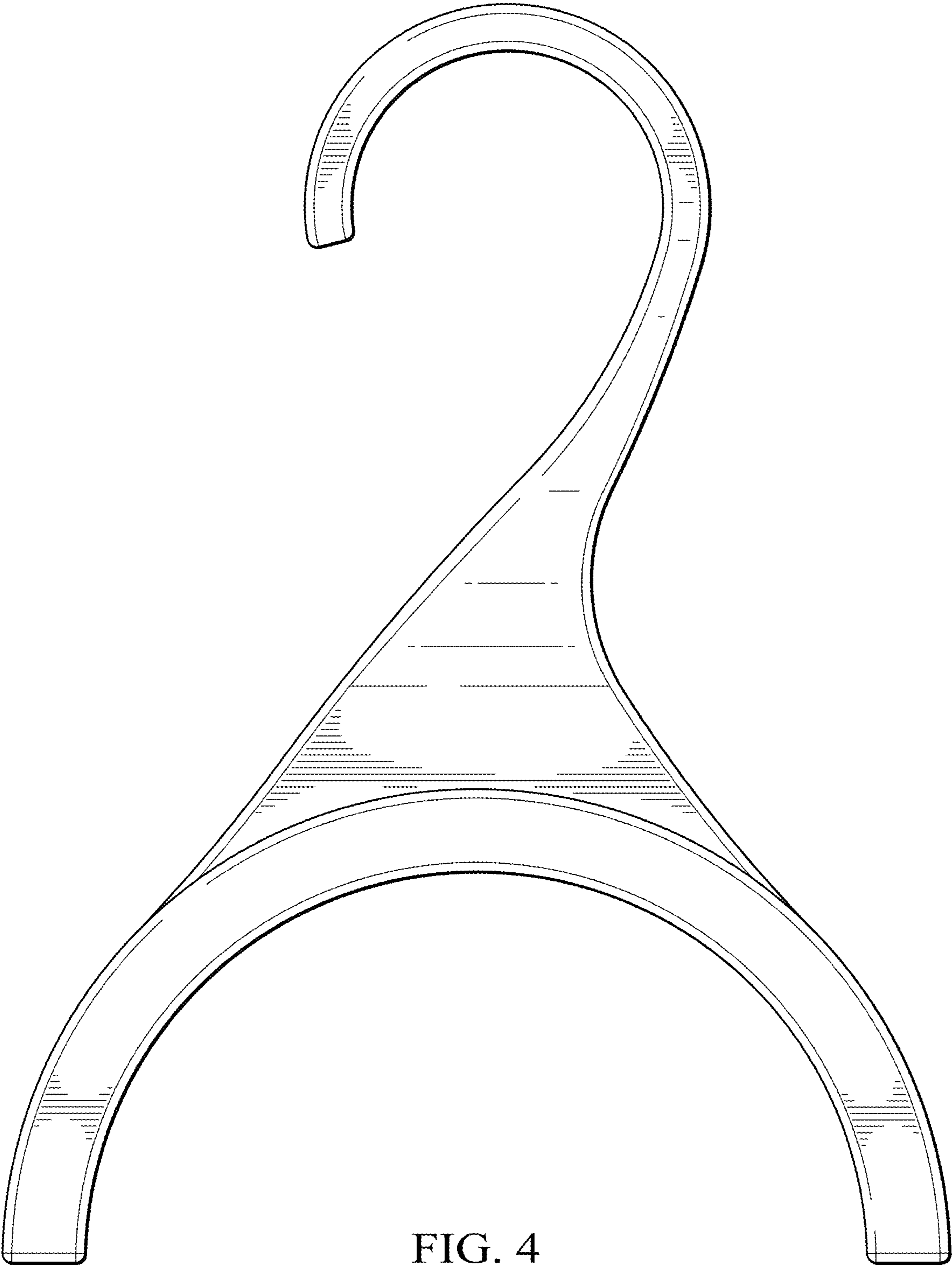


FIG. 4

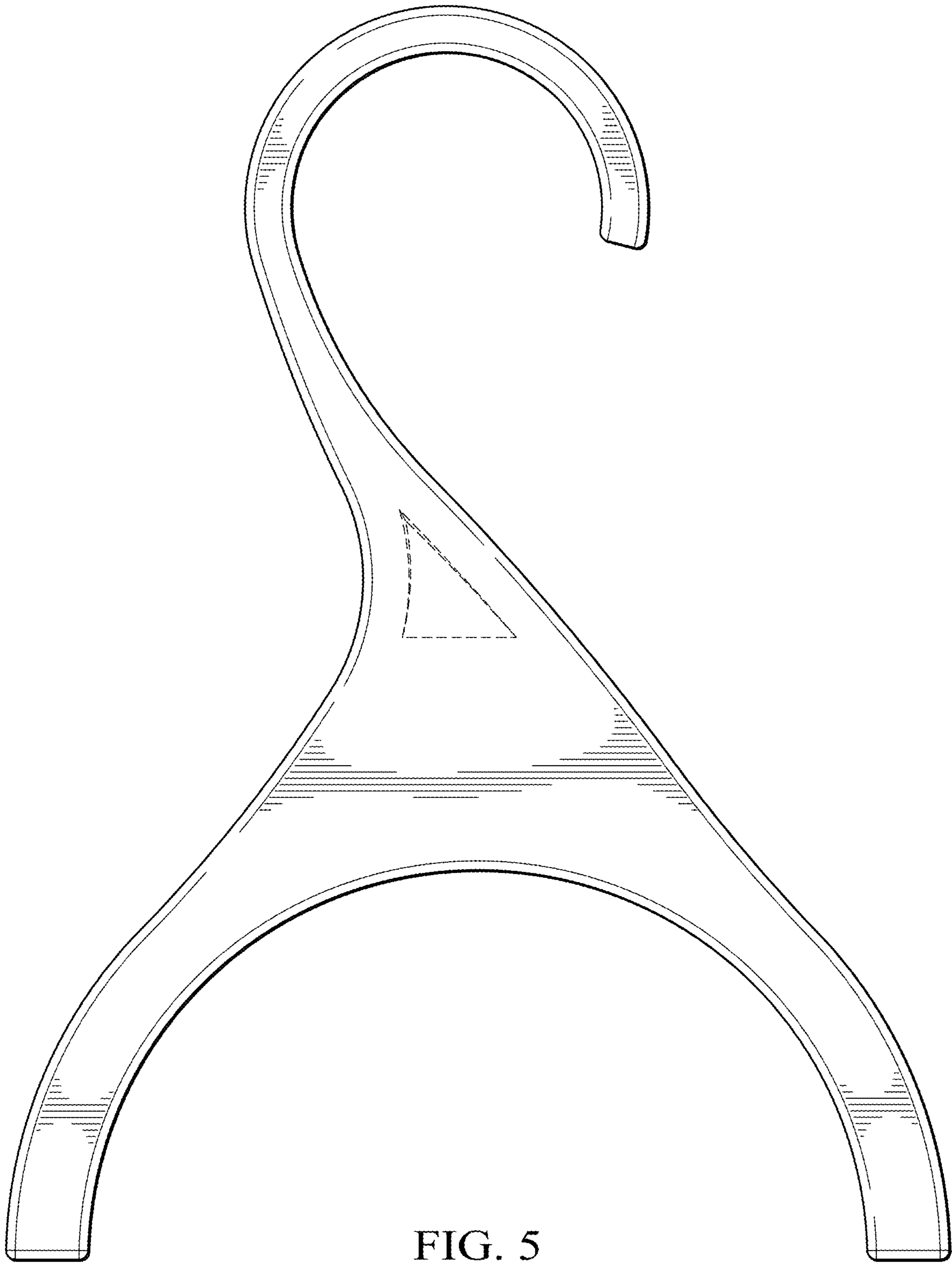


FIG. 5




FIG. 6




FIG. 7

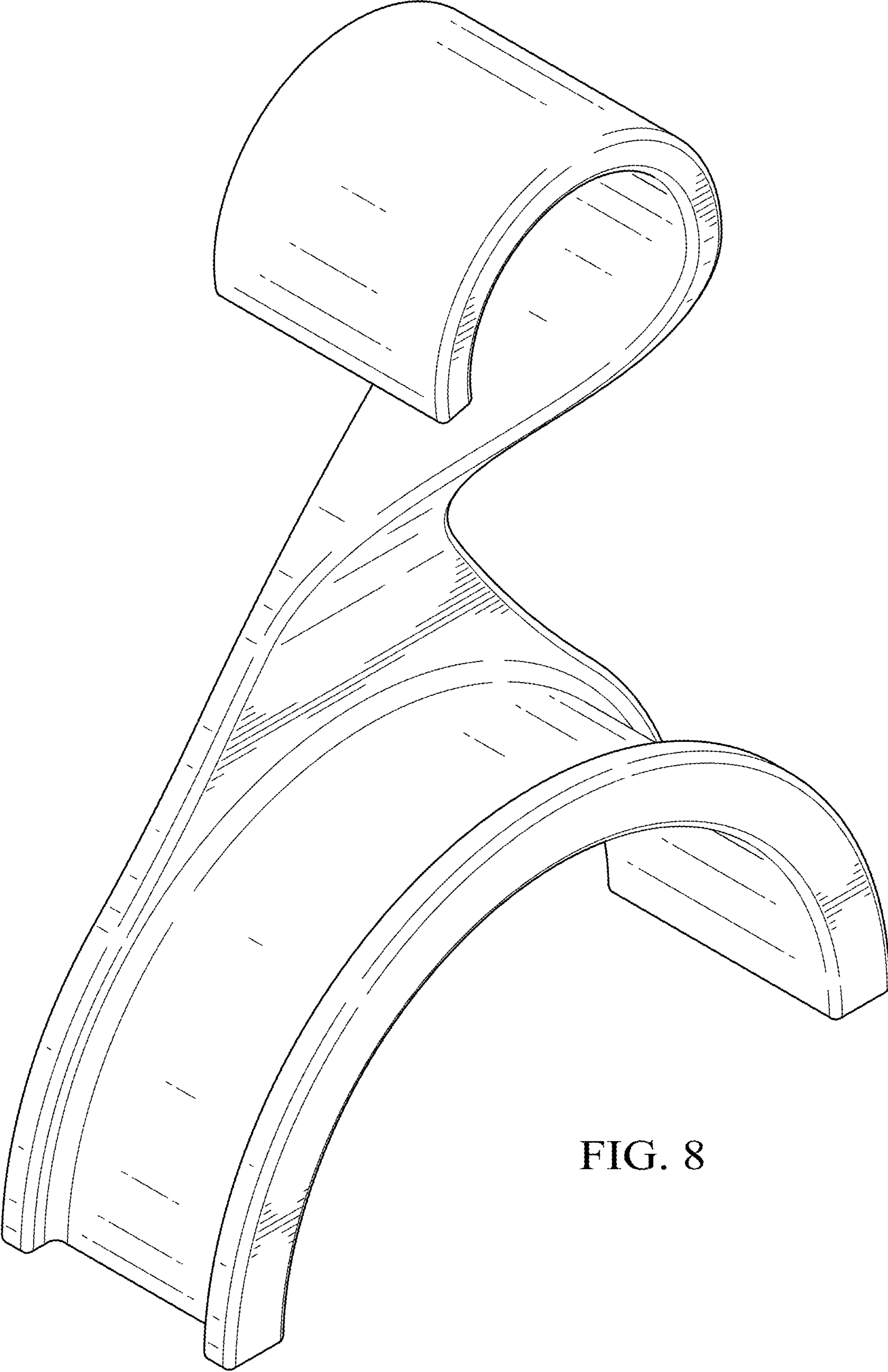


FIG. 8