



US00D887717S

(12) **United States Design Patent**  
**Li et al.**

(10) **Patent No.:** **US D887,717 S**  
(45) **Date of Patent:** **\*\* Jun. 23, 2020**

(54) **MULTI-PURPOSE PAD**  
(71) Applicant: **Qore Performance, Inc.**, McLean, VA (US)  
(72) Inventors: **Justin Li**, Mclean, VA (US); **J. D. Willcox**, McLean, VA (US)  
(73) Assignee: **QORE PERFORMANCE, INC.**, McLean, VA (US)

5,388,743 A \* 2/1995 Silagy ..... A45F 3/12  
2/268  
D711,109 S \* 8/2014 Stegmeyer ..... D3/327  
D766,579 S \* 9/2016 Stegmeyer ..... A45F 3/12  
D3/327  
10,154,722 B2 \* 12/2018 Tian ..... F41C 33/002  
10,288,384 B2 \* 5/2019 Kinnings ..... F41H 1/02

\* cited by examiner

*Primary Examiner* — Holly H Baynham

(74) *Attorney, Agent, or Firm* — DLA Piper LLP (US)

(\*\*) Term: **15 Years**

(21) Appl. No.: **29/690,021**

(22) Filed: **May 3, 2019**

(51) **LOC (12) Cl.** ..... **03-01**

(52) **U.S. Cl.**  
USPC ..... **D3/327**

(58) **Field of Classification Search**  
USPC ..... D3/327, 318  
CPC ..... A45F 3/12; A63B 55/00; A41F 15/02  
See application file for complete search history.

(56) **References Cited**

U.S. PATENT DOCUMENTS

1,631,694 A \* 6/1927 Rick ..... A45F 3/12  
224/264  
5,292,044 A \* 3/1994 Reimers ..... A45F 3/12  
224/257

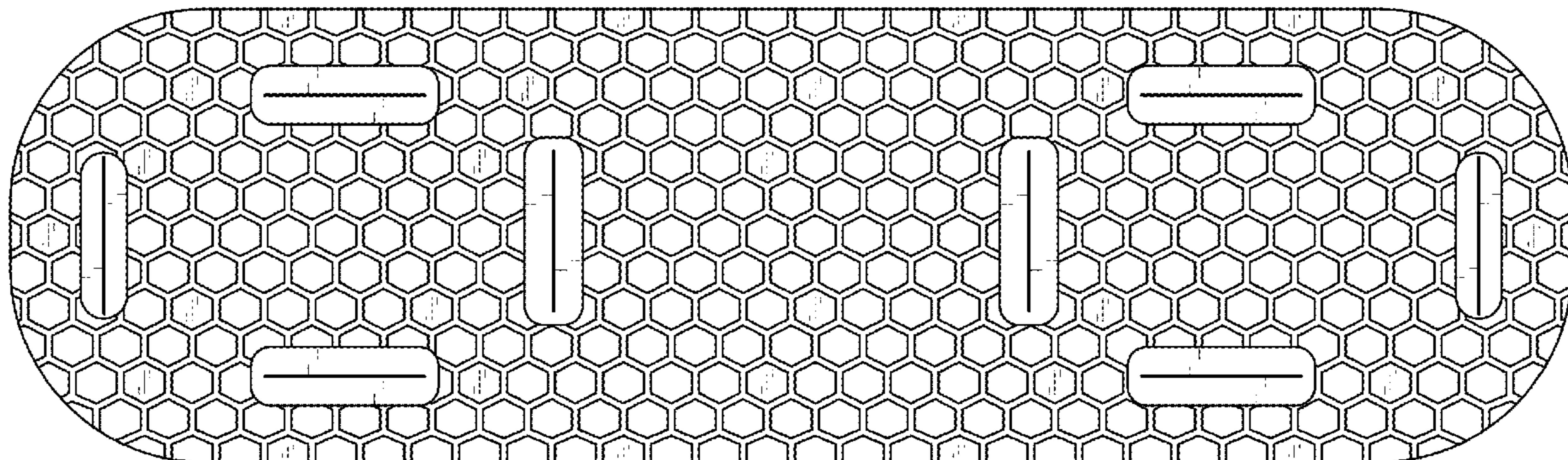
(57) **CLAIM**

The ornamental design for a multi-purpose pad, as shown and described.

**DESCRIPTION**

FIG. 1 is a top view of a multi-purpose pad showing our new design;  
FIG. 2 is a bottom view of the multi-purpose pad;  
FIG. 3 is a left side view of the multi-purpose pad, the right side view being identical;  
FIG. 4 is a front side view of the multi-purpose pad, the back side view being identical; and,  
FIG. 5 is a top view of a multi-purpose pad in accordance with another embodiment.

**1 Claim, 4 Drawing Sheets**






FIG. 1




FIG. 2



FIG. 3

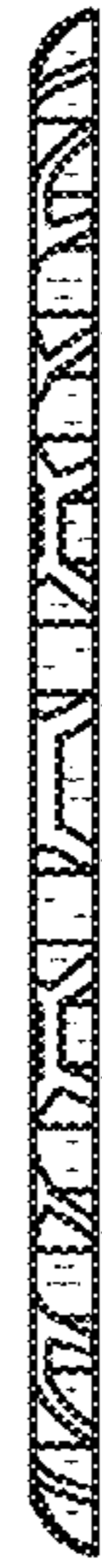


FIG. 4




FIG. 5