



US00D887716S

(12) **United States Design Patent**
Li et al.

(10) **Patent No.:** **US D887,716 S**
(45) **Date of Patent:** **** Jun. 23, 2020**

- (54) **MULTI-PURPOSE PAD**
- (71) Applicant: **Qore Performance, Inc.**, McLean, VA (US)
- (72) Inventors: **Justin Li**, Fairfax, VA (US); **J. D. Willcox**, Fairfax, VA (US)
- (73) Assignee: **QORE PERFORMANCE, INC.**, McLean, VA (US)
- (**) Term: **15 Years**
- (21) Appl. No.: **29/671,449**
- (22) Filed: **Nov. 27, 2018**
- (51) **LOC (12) Cl.** **03-01**
- (52) **U.S. Cl.**
USPC **D3/327**
- (58) **Field of Classification Search**
USPC D3/318, 327
CPC A45F 3/12; A63B 55/00; A41F 15/02
See application file for complete search history.

- 5,388,743 A * 2/1995 Silagy A45F 3/12
2/268
- D711,109 S * 8/2014 Stegmeyer D3/327
- D766,579 S * 9/2016 Stegmeyer A45F 3/12
D3/327
- 10,154,722 B2 * 12/2018 Tian F41C 33/002
- 10,288,384 B2 * 5/2019 Kinnings F41H 1/02

* cited by examiner

Primary Examiner — Holly H Baynham

(74) *Attorney, Agent, or Firm* — DLA Piper LLP (US)

(57) **CLAIM**

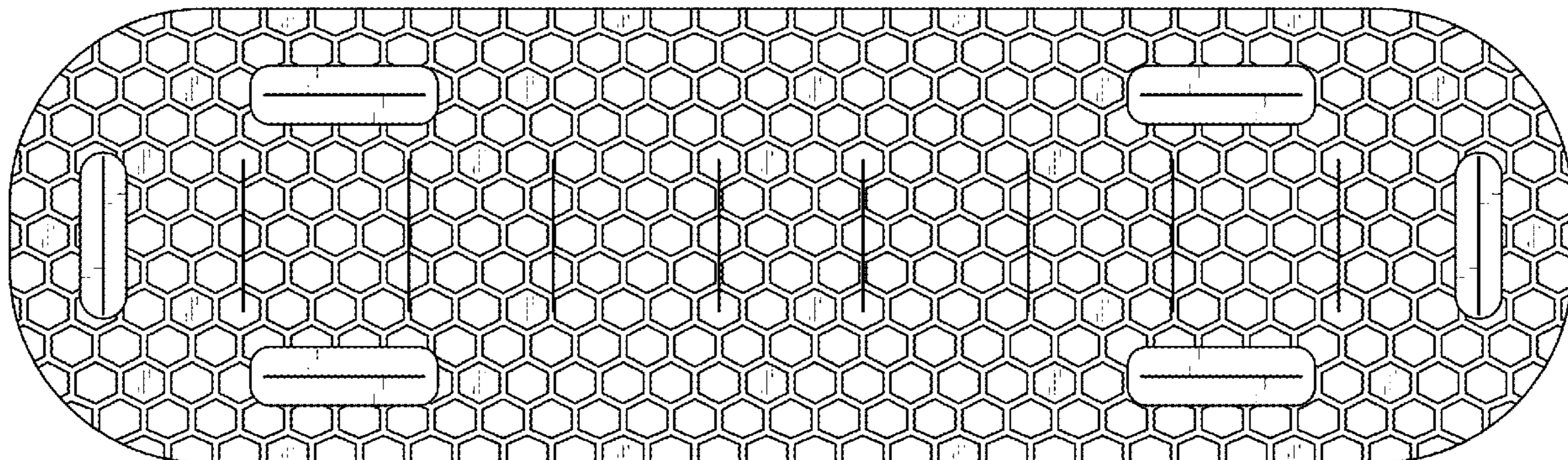
The ornamental design for a multi-purpose pad, as shown and described.

DESCRIPTION

FIG. 1 is a top view of a multi-purpose pad showing our new design;
 FIG. 2 is a top view of the multi-purpose pad with straps are inserted through the pad;
 FIG. 3 is a bottom view of the multi-purpose pad;
 FIG. 4 is a left side view of the multi-purpose pad, the right side view being identical; and,
 FIG. 5 is a front side view of the multi-purpose pad, the back side view being identical.
 The dashed lines in the drawings illustrate portions that form no part of the claimed design.

1 Claim, 4 Drawing Sheets

- (56) **References Cited**
U.S. PATENT DOCUMENTS
1,631,694 A * 6/1927 Rick A45F 3/12
224/264
5,292,044 A * 3/1994 Reimers A45F 3/12
224/257






FIG. 1




FIG. 2

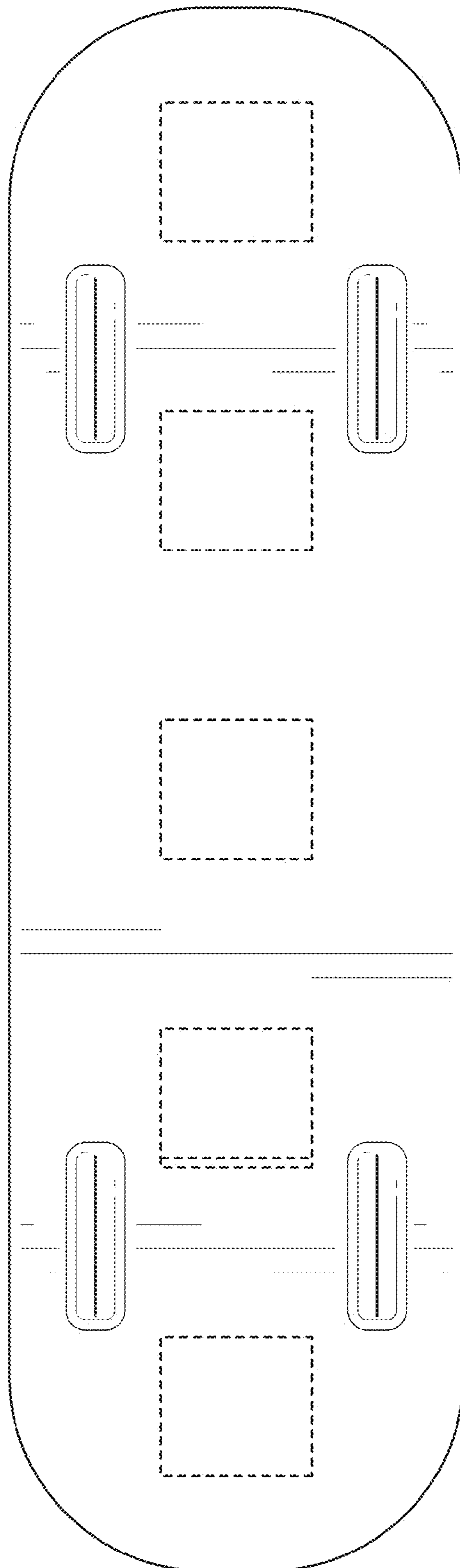


FIG. 3



FIG. 4



FIG. 5