



US00D887710S

(12) **United States Design Patent**
Chan et al.

(10) **Patent No.:** **US D887,710 S**
(45) **Date of Patent:** **** Jun. 23, 2020**

(54) **DEVICE CASE**

(71) Applicant: **Pioneer Square Brands, Inc.**, Seattle, WA (US)
(72) Inventors: **Jaimie Emerald Chan**, Renton, WA (US); **Michael Cooper Ferren**, Seattle, WA (US)
(73) Assignee: **PIONEER SQUARE BRANDS, INC.**, McLean, VA (US)

(**) Term: **15 Years**

(21) Appl. No.: **29/633,444**

(22) Filed: **Jan. 13, 2018**

(51) **LOC (12) Cl.** **03-01**

(52) **U.S. Cl.**

USPC **D3/303**

(58) **Field of Classification Search**

USPC D3/201, 224–227, 232, 245, 265, 266, D3/273, 276, 300, 301, 302, 303, 315; D9/702, 703, 705, 707, 709, 710, 433, D9/901

CPC A47C 7/62; A47C 1/14
See application file for complete search history.

(56) **References Cited**

U.S. PATENT DOCUMENTS

1,426,485 A * 8/1922 La Roche A45C 7/0063 383/2
D365,441 S * 12/1995 Drake D3/201

D467,079 S * 12/2002 Willows D3/301
D533,348 S * 12/2006 Andre D3/303
D564,212 S * 3/2008 Swartz D3/201
D601,799 S * 10/2009 Andre D3/303
D648,520 S * 11/2011 Fahrendorff D3/201
D679,093 S * 4/2013 Harris D3/303
D712,146 S * 9/2014 Curran-Blaney D3/303
D741,598 S * 10/2015 Calero D3/303

* cited by examiner

Primary Examiner — Holly E Thurman

(74) *Attorney, Agent, or Firm* — Grandview Law

(57) **CLAIM**

The ornamental design for a device case, as shown and described.

DESCRIPTION

FIG. 1 is a front perspective view of a first embodiment thereof.

FIG. 2 is a front plan view thereof.

FIG. 3 is a rear plan view thereof.

FIG. 4 is a left elevational view thereof.

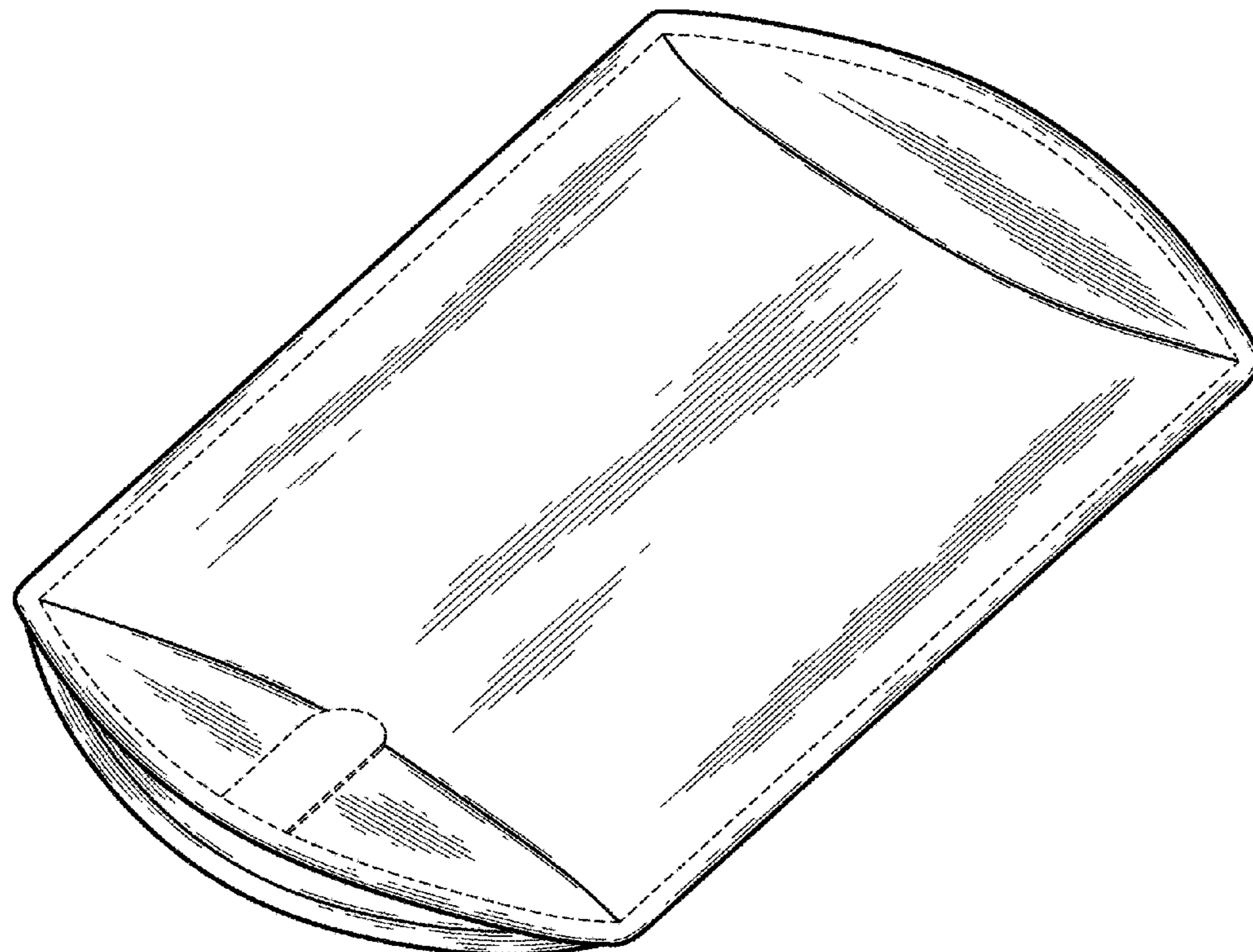
FIG. 5 is a right elevational view thereof.

FIG. 6 is a top elevational view thereof; and,

FIG. 7 is a bottom elevational view thereof.

The features shown in broken lines in the drawing figures depict features that form no part of the claimed design.

1 Claim, 3 Drawing Sheets






Fig. 1

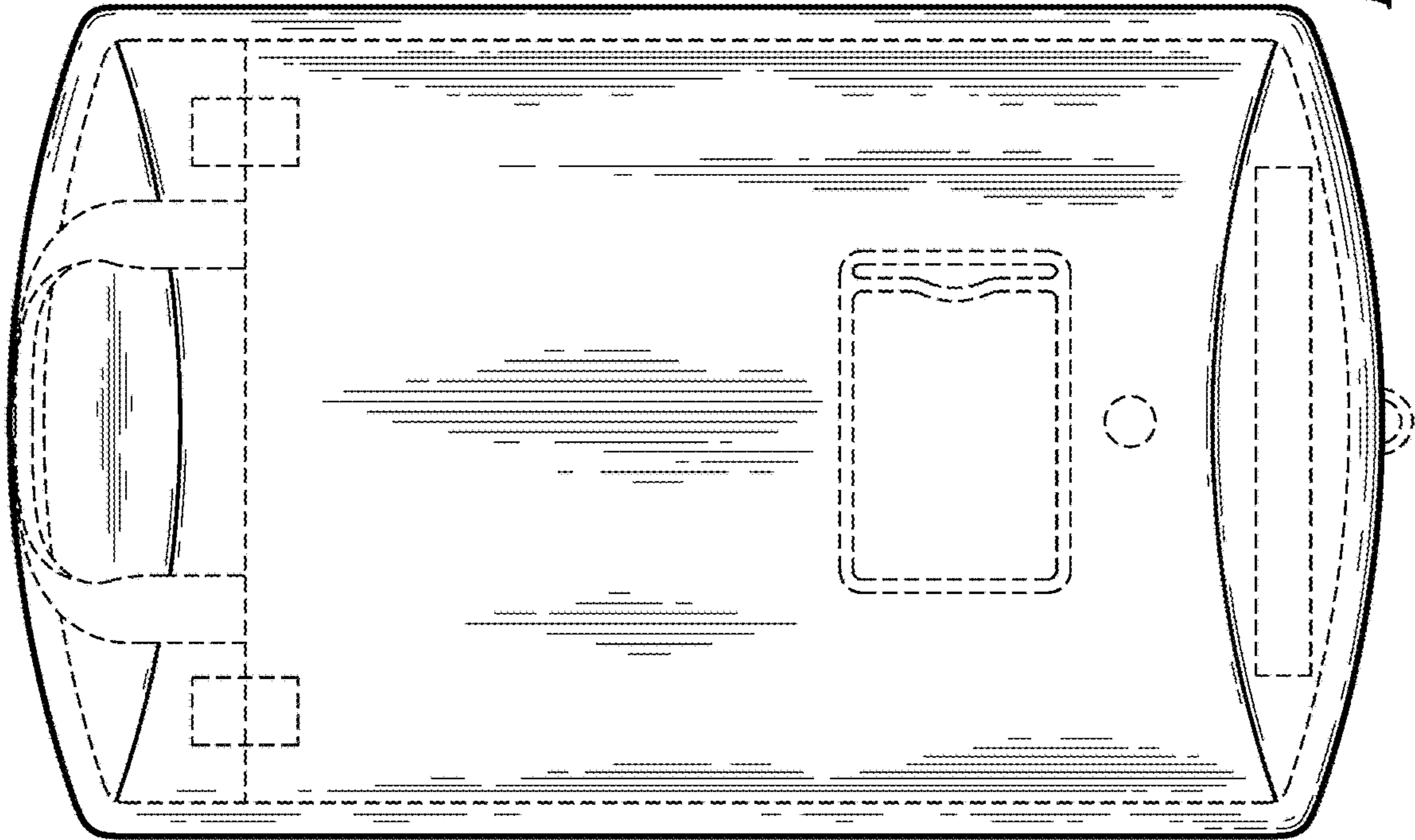


Fig. 3




Fig. 2

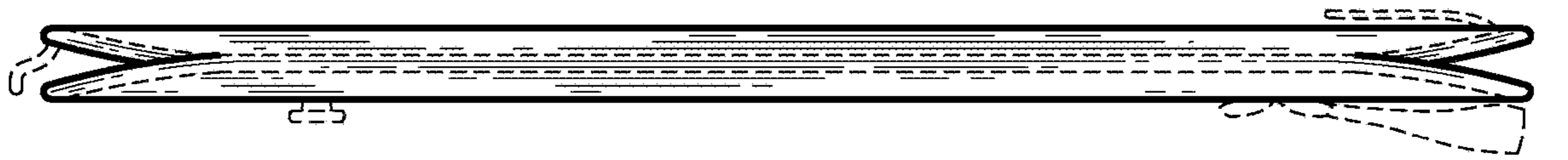


Fig. 5

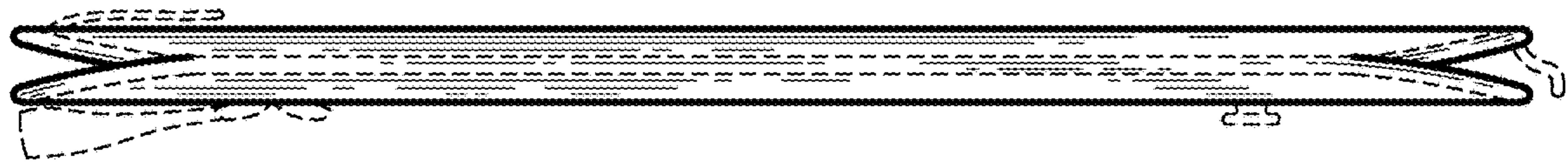


Fig. 4

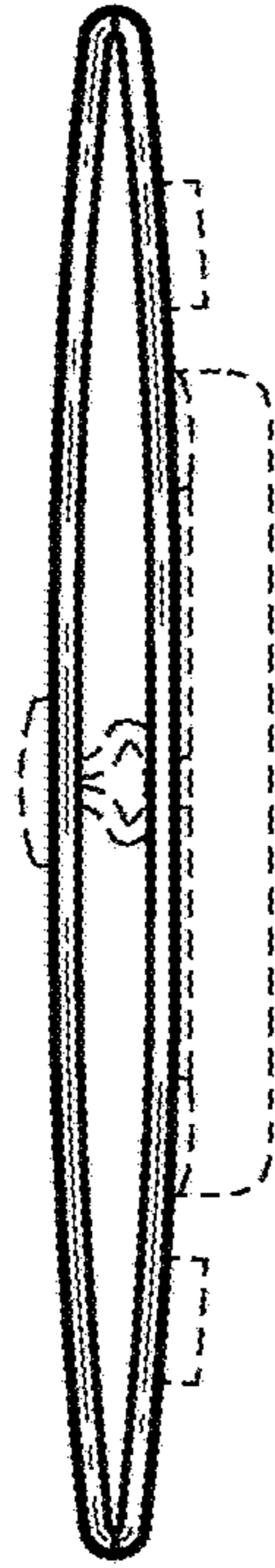


Fig. 6

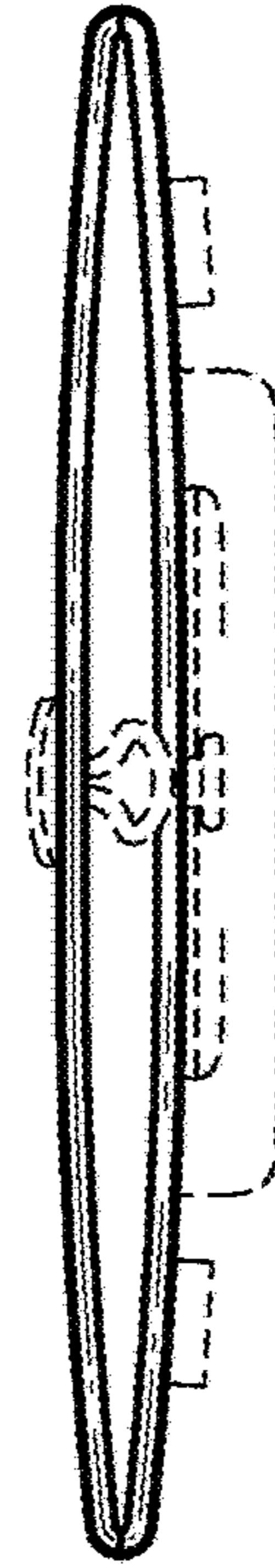


Fig. 7