



US00D887692S

(12) **United States Design Patent**  
**Quay et al.**

(10) **Patent No.:** **US D887,692 S**  
(45) **Date of Patent:** **\*\* Jun. 23, 2020**

(54) **SHOE OUTSOLE**  
(71) Applicant: **SPECIALIZED BICYCLE COMPONENTS, INC.**, Morgan Hill, CA (US)  
(72) Inventors: **Stephen Quay**, Morgan Hill, CA (US); **Justin Tucker**, Morgan Hill, CA (US); **Nicholas Reid Gosseen**, Morgan Hill, CA (US); **Robert A. L. Cook**, Morgan Hill, CA (US)  
(73) Assignee: **SPECIALIZED BICYCLE COMPONENTS, INC.**, Morgan Hill, CA (US)

4,754,561 A 7/1988 Dufour  
4,803,747 A \* 2/1989 Brown ..... A43B 7/141  
12/142 N  
4,907,355 A 3/1990 Allen et al.  
4,962,593 A \* 10/1990 Brown ..... A43B 7/141  
36/173  
D337,651 S \* 7/1993 Kilbey ..... D2/951  
D339,456 S \* 9/1993 Kayano ..... D2/959  
D341,021 S \* 11/1993 Brown ..... D2/961  
D352,158 S \* 11/1994 Brown ..... D2/961  
5,822,889 A 10/1998 Ueda  
6,009,641 A \* 1/2000 Ryan ..... A43B 5/14  
36/107

(Continued)

*Primary Examiner* — T Chase Nelson  
(74) *Attorney, Agent, or Firm* — Michael Best & Friedrich LLP

(\*\*) Term: **15 Years**

(21) Appl. No.: **29/634,571**

(22) Filed: **Jan. 23, 2018**

(51) **LOC (12) Cl.** ..... **02-04**

(52) **U.S. Cl.**  
USPC ..... **D2/951**; D2/947; D2/953; D2/957

(58) **Field of Classification Search**  
USPC ..... D2/902, 906, 908, 916, 918, 925,  
D2/946–962, 977; 36/3 B, 22 R, 24.5,  
36/25 R, 28, 32 R, 34 R, 59 C, 67 A, 103  
CPC ..... A43B 13/00; A43B 13/02; A43B 13/023;  
A43B 13/026; A43B 13/04; A43B 13/08;  
A43B 13/10; A43B 13/12; A43B 13/14;  
A43B 13/141; A43B 13/143; A43B  
13/16; A43B 13/18; A43B 13/181; A43B  
13/187; A43B 13/189; A43B 13/20; A43B  
13/22; A43B 13/223; A43B 13/24; A43B  
13/28; A43B 13/30; A43B 13/32; A43B  
13/34; A43B 13/36

See application file for complete search history.

(56) **References Cited**

**U.S. PATENT DOCUMENTS**

4,266,553 A 5/1981 Faiella  
4,718,179 A \* 1/1988 Brown ..... A43B 7/141  
36/173

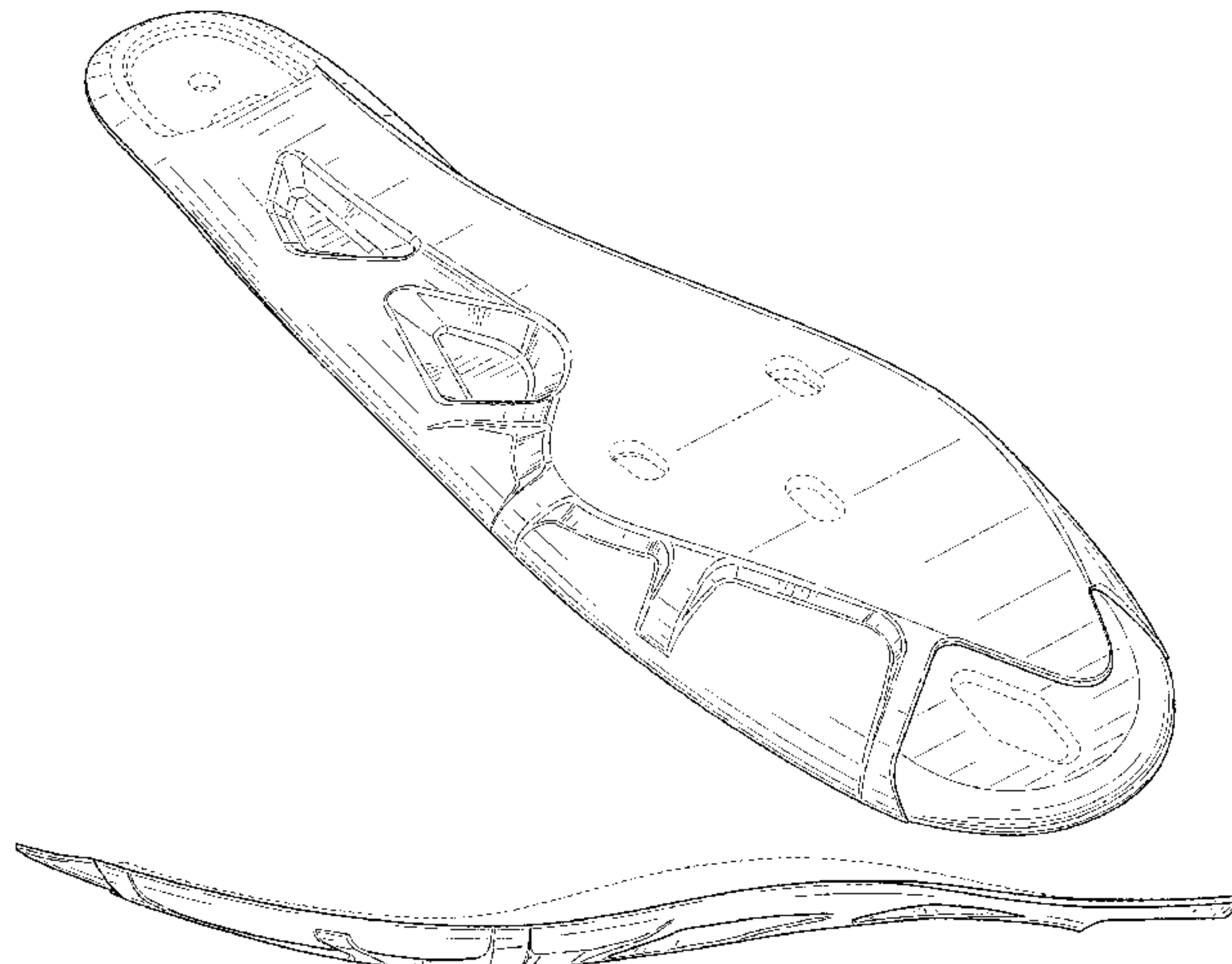
(57) **CLAIM**

We claim the ornamental design for a shoe outsole, as shown and described.

**DESCRIPTION**

FIG. 1 is a perspective view of a shoe outsole embodying the present invention shown with environment.  
FIG. 2 is a front view of the shoe outsole of FIG. 1.  
FIG. 3 is a rear view of the shoe outsole of FIG. 1.  
FIG. 4 is a left side view of the shoe outsole of FIG. 1.  
FIG. 5 is a right side view of the shoe outsole of FIG. 1; and, FIG. 6 is a bottom view of the shoe outsole of FIG. 1.  
A first embodiment of the shoe outsole is the left-foot outsole shown in the figures. A second embodiment of the shoe outsole is for the right-foot outsole, which would be a mirror image of the illustrated embodiment. The broken lines depict portions of the shoe outsole that form no part of the claimed design.

**1 Claim, 4 Drawing Sheets**



(56)

References Cited

U.S. PATENT DOCUMENTS

D474,589	S *	5/2003	Dykes .....	D2/961
D555,341	S *	11/2007	Vasyli .....	D2/961
7,533,475	B2	5/2009	Garneau	
D593,740	S *	6/2009	McClaskie .....	D2/951
D611,237	S *	3/2010	Torrance .....	D2/961
D661,076	S *	6/2012	Appel .....	D2/961
D665,156	S *	8/2012	Smith .....	D2/961
D674,586	S *	1/2013	Baker .....	D2/960
D684,755	S *	6/2013	Miette .....	D2/951
D693,548	S *	11/2013	Yudelowitz .....	A43B 7/24 D2/947
D747,084	S *	1/2016	Christopherson .....	D2/951
D754,958	S *	5/2016	Moore .....	A43B 7/141 D2/951
D765,375	S *	9/2016	Joseph .....	A43B 5/14 D2/961
D819,947	S *	6/2018	Bewza .....	D2/961
D862,864	S *	10/2019	Mitchell .....	A43B 5/14 D2/961
2005/0097784	A1	5/2005	Campolo	
2006/0010716	A1*	1/2006	Kerns .....	A43B 5/14 36/25 R
2006/0059724	A1	3/2006	Garneau	
2011/0179675	A1*	7/2011	Miller .....	A43B 7/142 36/126
2015/0272262	A1	10/2015	Escamilla	
2016/0198792	A1*	7/2016	Chen .....	A43B 5/14 36/31

\* cited by examiner

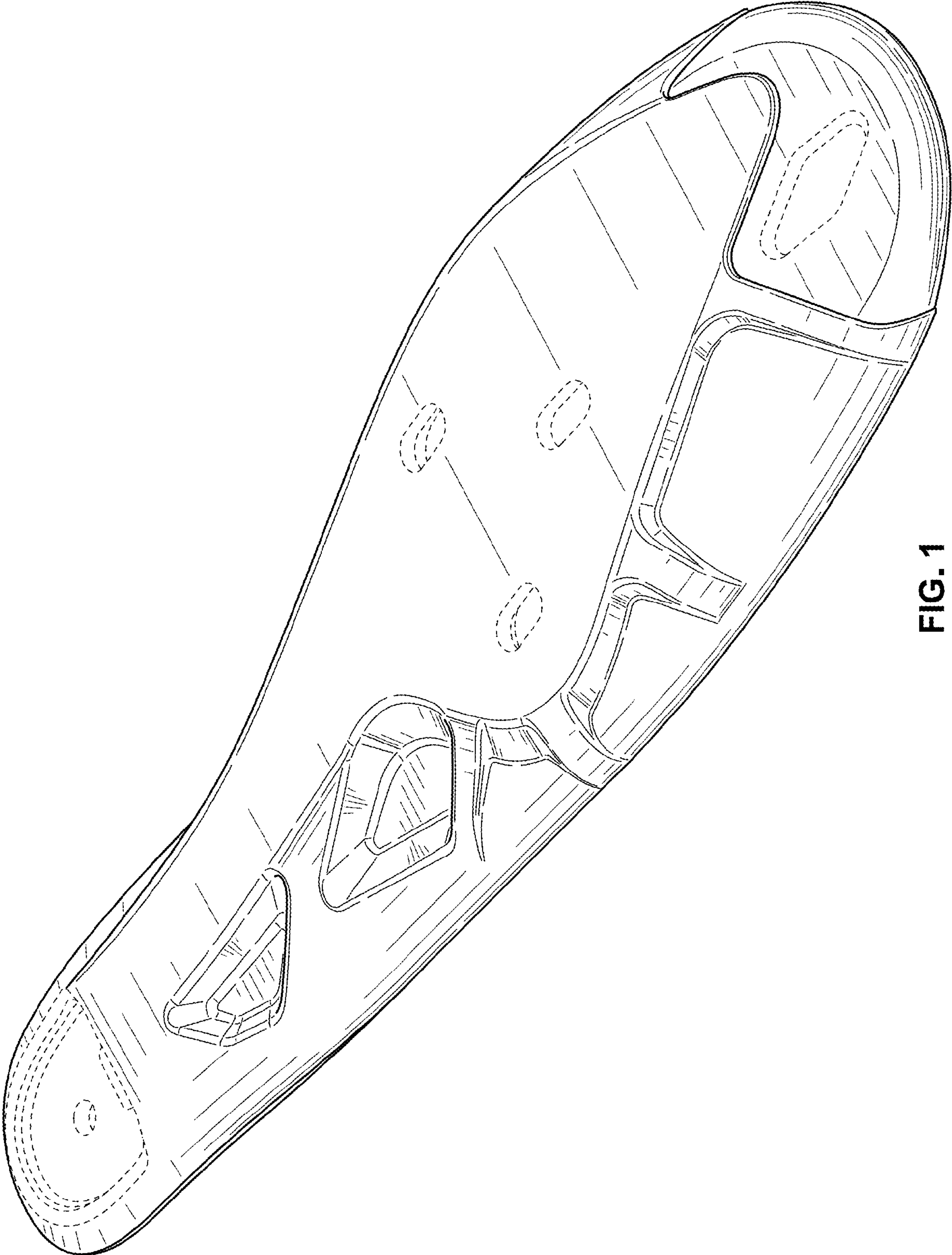


FIG. 1

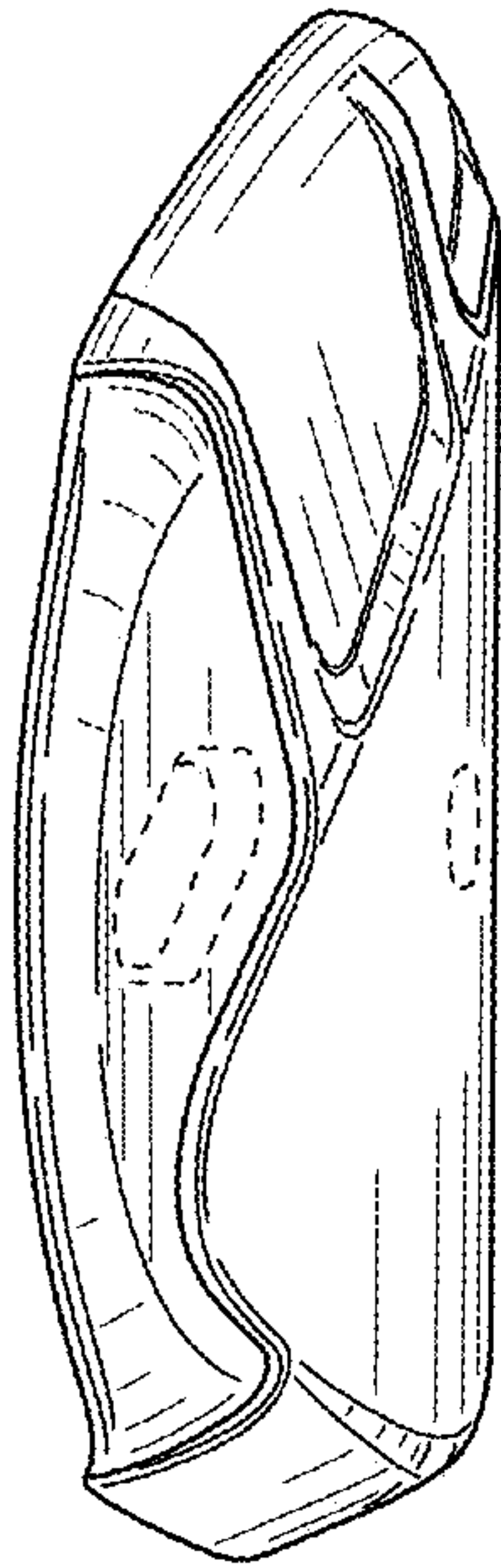


FIG. 2

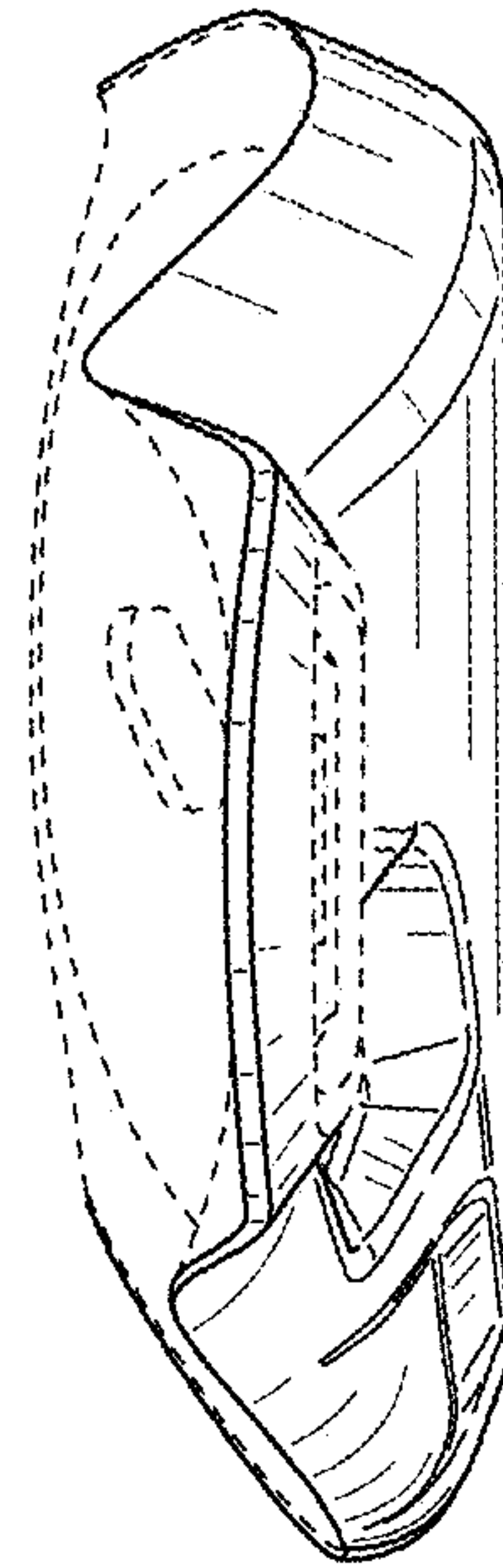


FIG. 3






FIG. 4

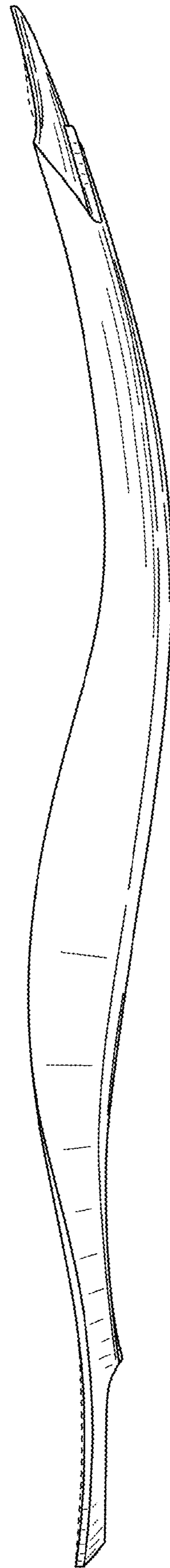


FIG. 5

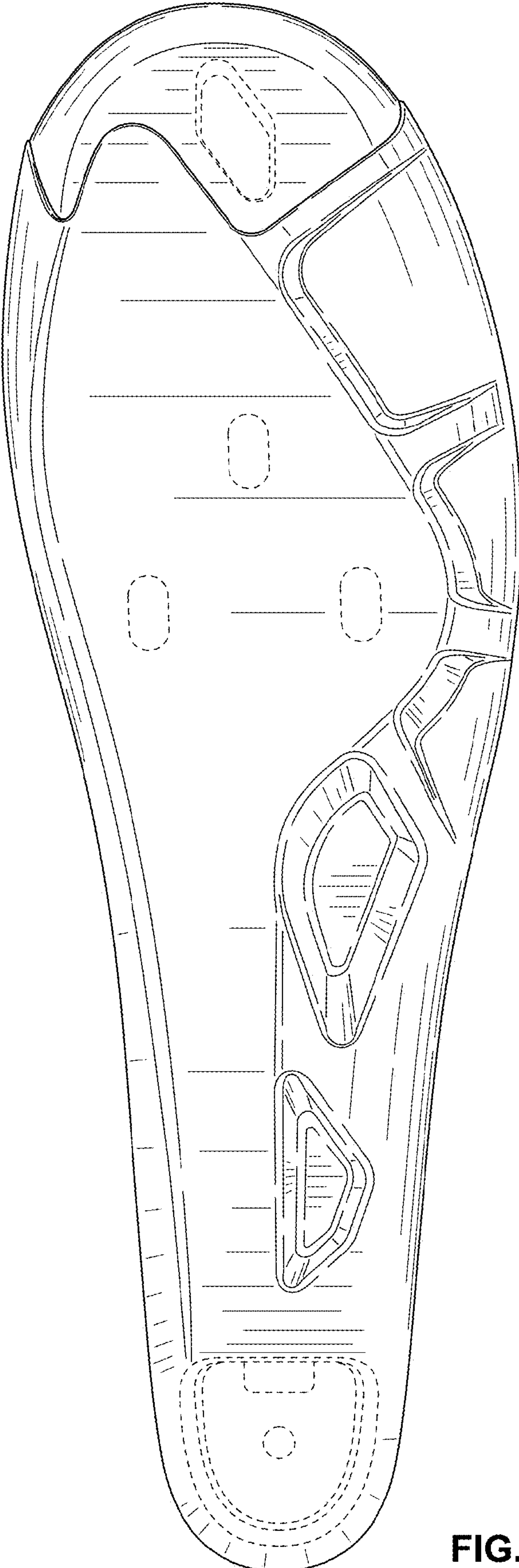


FIG. 6