



US00D887684S

(12) **United States Design Patent**  
**Goetgeluk et al.**

(10) **Patent No.:** **US D887,684 S**  
(45) **Date of Patent:** **\*\* Jun. 23, 2020**

- (54) **SLIP-ON SHOE**
- (71) Applicant: **Virtuix Holdings Inc.**, Austin, TX (US)
- (72) Inventors: **Jan Goetgeluk**, Austin, TX (US);  
**Ronald Kurt Bender**, Dripping Springs, TX (US); **James Douglas Shuffield**, Cedar Park, TX (US);  
**Benjamin John Drakes**, Cardigan (GB)
- (73) Assignee: **Virtuix Holdings Inc.**, Austin, TX (US)
- (\*\*) Term: **15 Years**
- (21) Appl. No.: **29/710,188**
- (22) Filed: **Oct. 21, 2019**

**Related U.S. Application Data**

- (62) Division of application No. 29/628,193, filed on Dec. 1, 2017, now Pat. No. Des. 863,737.
- (51) **LOC (12) Cl.** ..... **02-04**
- (52) **U.S. Cl.**  
USPC ..... **D2/914; D2/909**
- (58) **Field of Classification Search**  
USPC ..... D2/896, 900, 906, 907, 909–915, 946,  
D2/962, 963  
CPC .. A43B 5/00; A43B 1/00; A43C 13/12; A43C  
13/02; A43C 13/00; A43C 15/00–15/04;  
A43C 15/061–15/063  
See application file for complete search history.

**References Cited**

**U.S. PATENT DOCUMENTS**

- 2,189,489 A \* 2/1940 Fritz ..... A43C 13/02  
36/7.6
- D326,949 S \* 6/1992 Beckley ..... A43B 3/26  
D2/909
- D377,710 S \* 2/1997 Poust ..... D2/914

- D394,740 S \* 6/1998 Poust ..... D2/909
- 5,813,143 A \* 9/1998 Bell ..... A43C 15/06  
36/59 R
- 5,836,090 A \* 11/1998 Smith ..... A43B 3/128  
36/7.6
- 6,988,328 B2 \* 1/2006 Rosen ..... A43B 3/18  
36/59 R
- D620,237 S \* 7/2010 Carbajal ..... A43B 3/18  
D2/909
- D649,334 S \* 11/2011 Terry ..... D2/909
- D662,291 S \* 6/2012 Helmstadt ..... D2/909
- 8,250,779 B2 \* 8/2012 Bell ..... A43C 15/02  
36/7.1 R
- D670,491 S \* 11/2012 Ko ..... A43C 15/02  
D2/962

\* cited by examiner

*Primary Examiner* — Rashida C. Walshon  
(74) *Attorney, Agent, or Firm* — Polsinelli PC

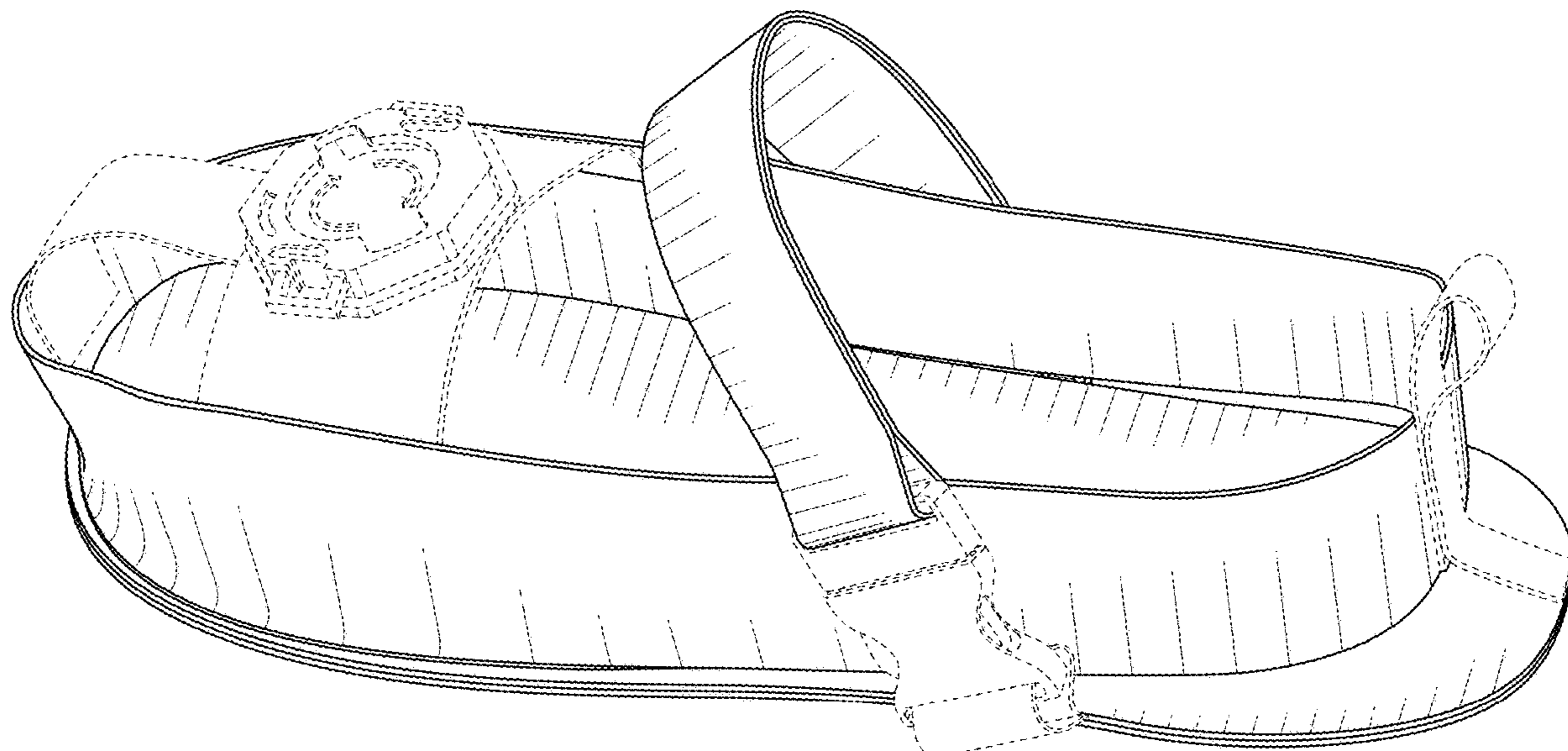
**CLAIM**

(57) We claim the ornamental design for a slip-on shoe, as shown and described.

**DESCRIPTION**

FIG. 1 is a perspective view of a slip-on shoe; FIG. 2 is a front elevational view thereof; FIG. 3 is a rear elevational view thereof; FIG. 4 is a right side elevational view thereof; FIG. 5 is a left side elevational view thereof; FIG. 6 is a top plan view thereof; FIG. 7 is a bottom plan view thereof; and, FIG. 8 is a perspective view thereof showing an environment related to the slip-on shoe. Broken lines are used to illustrate unclaimed portions and/or for illustrating an environment related to the claimed design of the slip-on shoe; broken lines form no part of the claimed design.

**1 Claim, 6 Drawing Sheets**



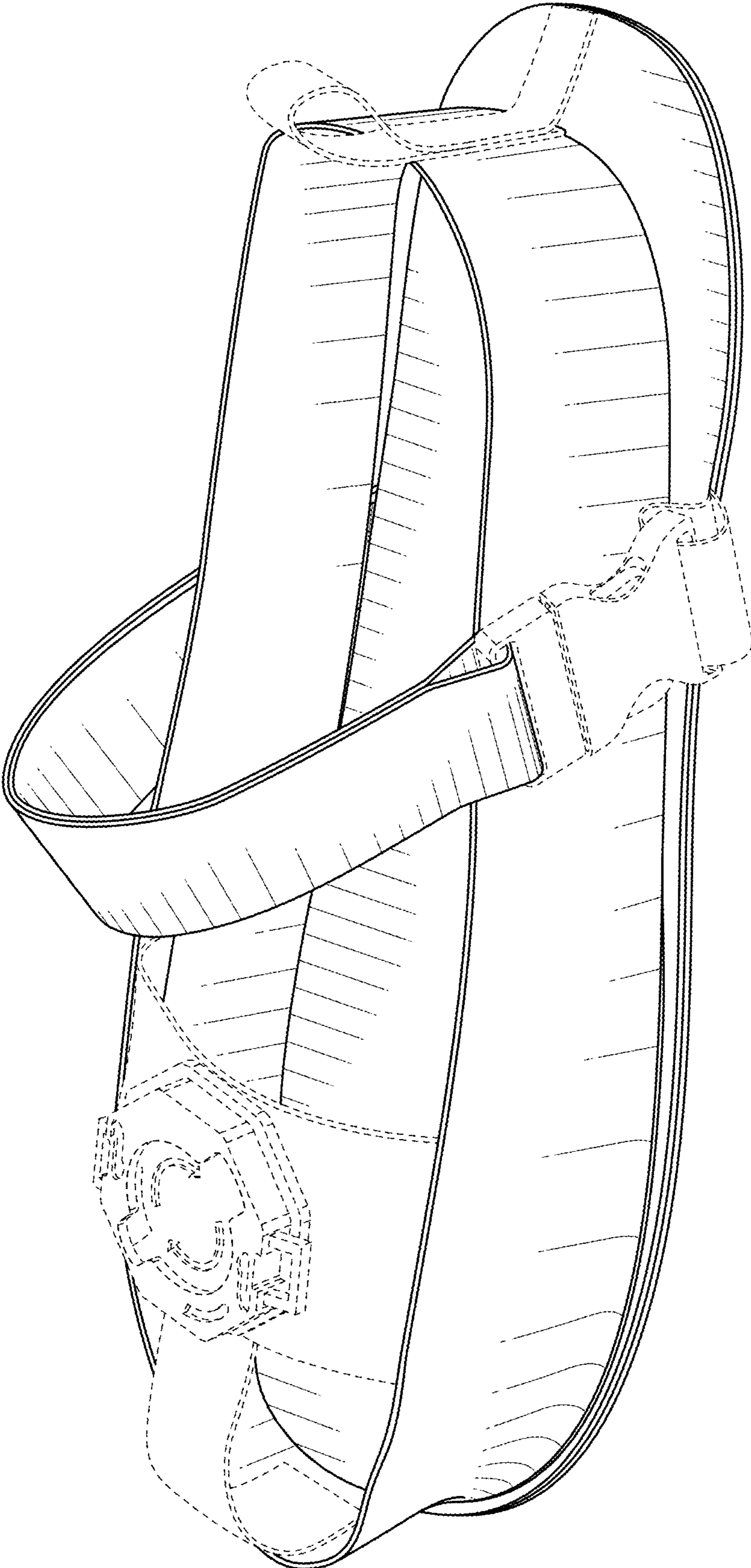


FIG. 1

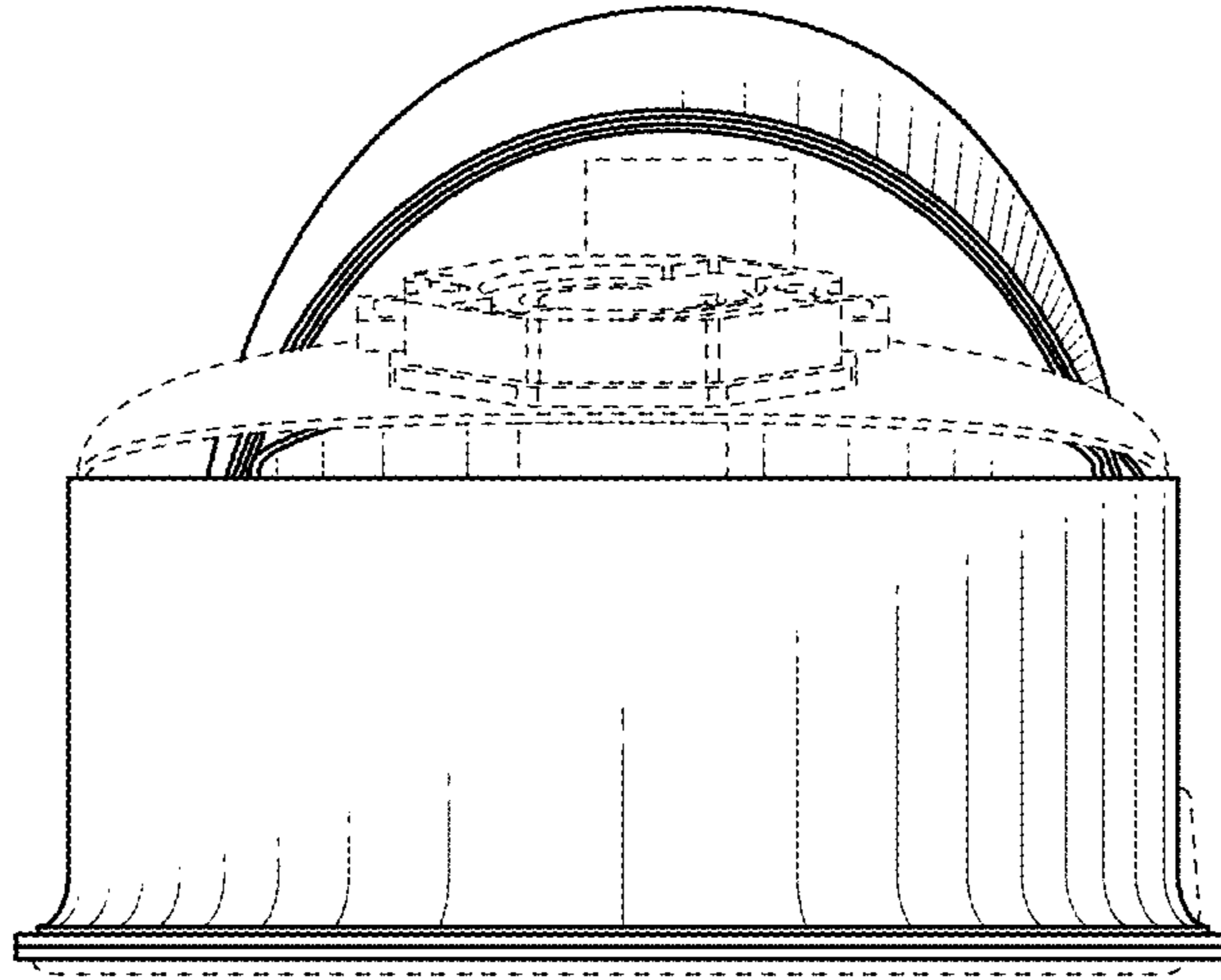


FIG. 2

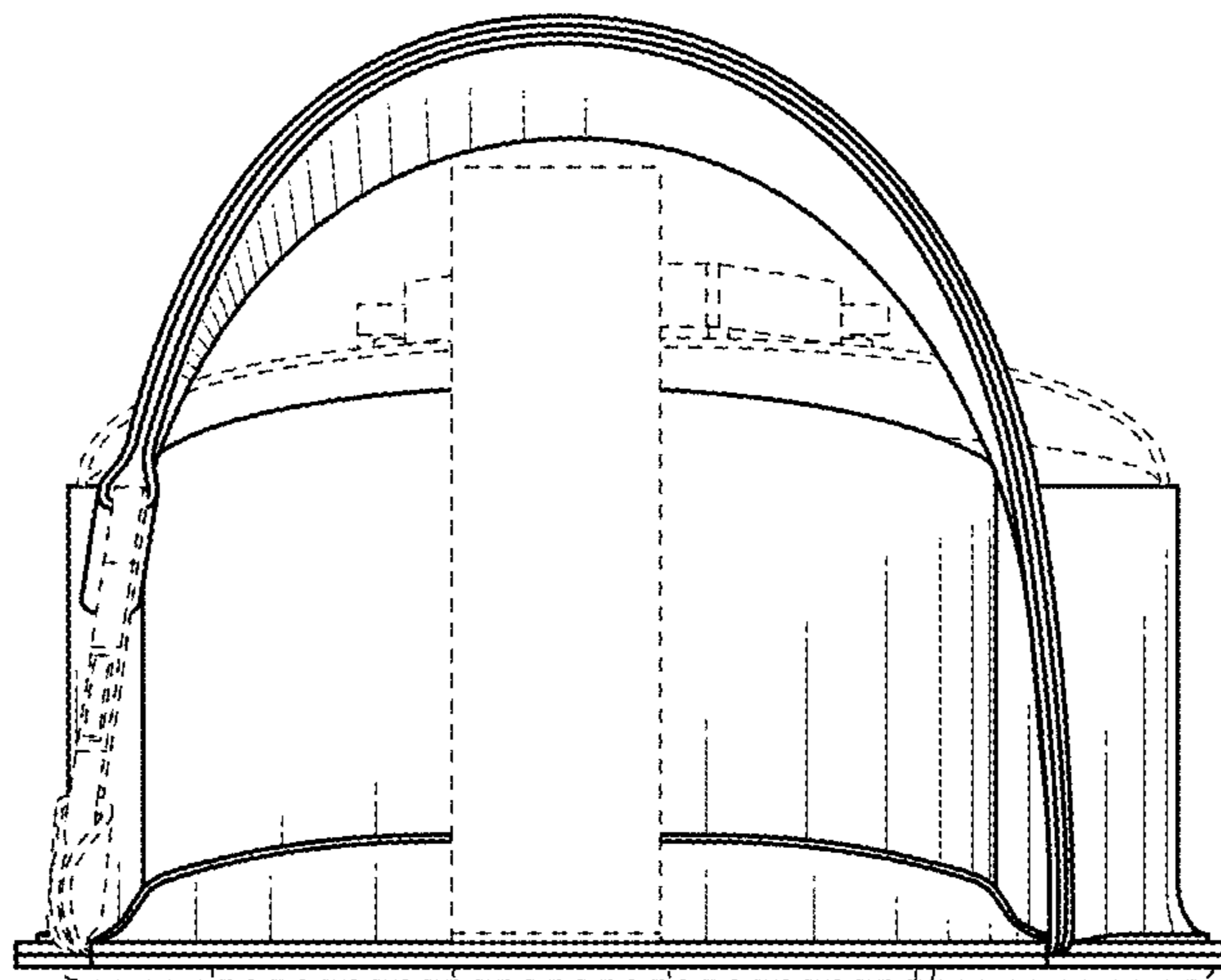


FIG. 3

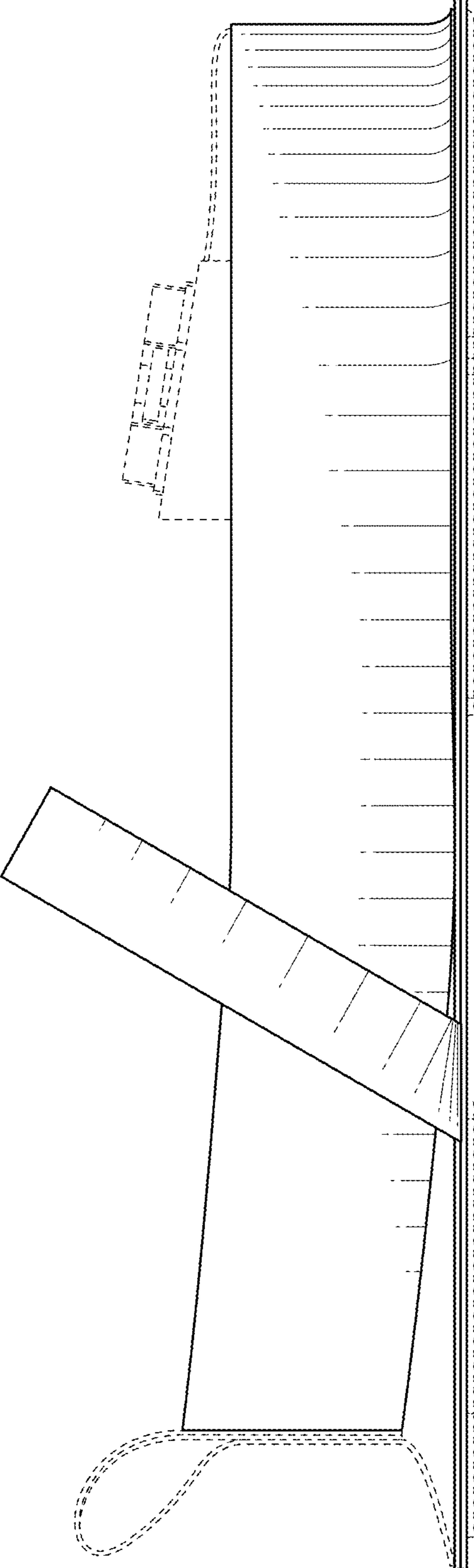


FIG. 4

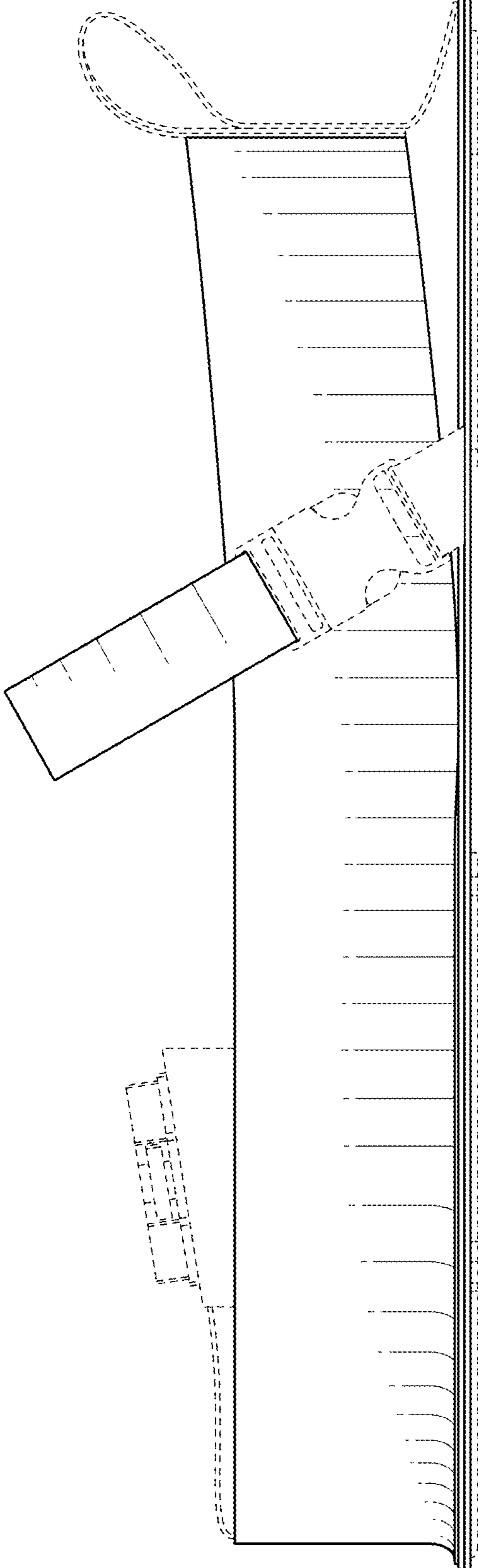


FIG. 5

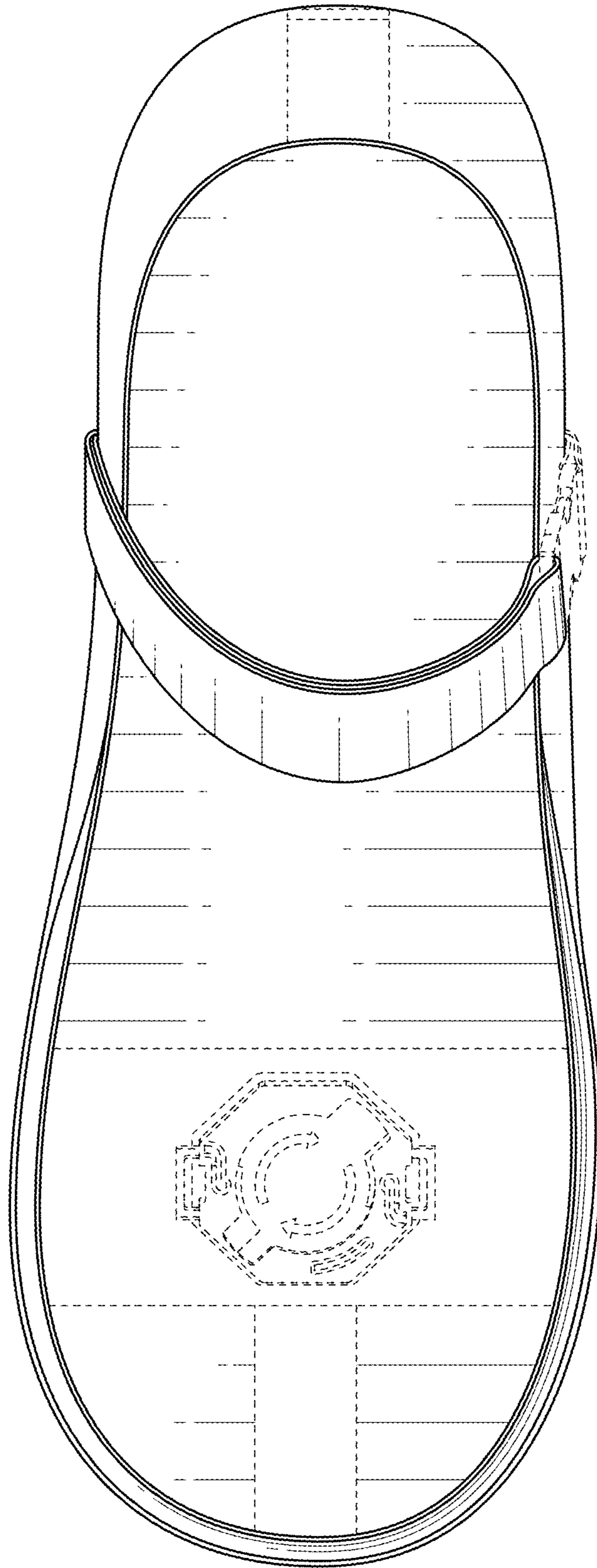


FIG. 6

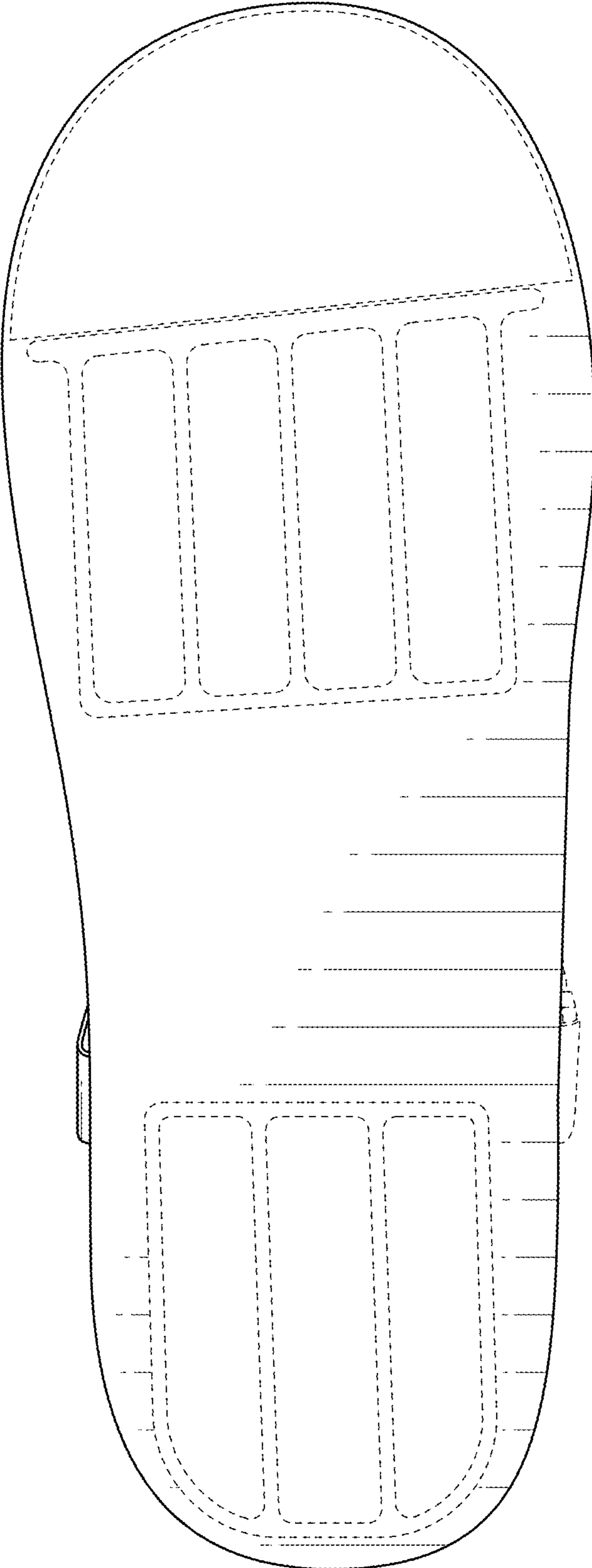


FIG. 7




FIG. 8