



US00D887681S

(12) **United States Design Patent**  
**Shorten**

(10) **Patent No.:** **US D887,681 S**  
(45) **Date of Patent:** **\*\* Jun. 23, 2020**

(54) **SHOE UPPER**

(71) Applicant: **Altra LLC**, Logan, UT (US)

(72) Inventor: **Steven M. Shorten**, Logan, UT (US)

(73) Assignee: **Altra, LLC**, Logan, UT (US)

(\*\*) Term: **15 Years**

(21) Appl. No.: **29/627,006**

(22) Filed: **Nov. 21, 2017**

(51) **LOC (12) Cl.** ..... **02-04**

(52) **U.S. Cl.**  
USPC ..... **D2/902**

(58) **Field of Classification Search**  
USPC ..... D2/902-922, 923-843, 944-964,  
D2/965-985  
CPC ..... A43B 1/0036; A43B 21/00; A43B 21/02;  
A43B 21/06; A43B 9/14; A43B 1/0045;  
A43B 13/10; A43B 23/06; A43B 23/07;  
A43B 5/12

See application file for complete search history.

(56) **References Cited**

**U.S. PATENT DOCUMENTS**

D229,989	S	*	1/1974	Sedley	.....	D2/907
D243,421	S	*	2/1977	Cohen	.....	D2/907
4,559,723	A	*	12/1985	Hamy	.....	A43B 5/00 36/102
D383,163	S	*	9/1997	Davidson	.....	D19/62
D568,589	S	*	5/2008	Alvarado	.....	D2/916
D680,729	S	*	4/2013	Rasmussen	.....	D2/972
D683,532	S	*	6/2013	O'Connor	.....	D2/972
D770,161	S	*	11/2016	Lok	.....	D2/973

D796,823	S	*	9/2017	Schenone	.....	D2/972
D805,748	S	*	12/2017	Bacon	.....	D2/969
2014/0150297	A1	*	6/2014	Holmes	.....	A43B 13/125 36/103

**OTHER PUBLICATIONS**

Solstice posted by Altra posted date Nov. 15, 2017, © Amazon UK, [online], [site visited Jan. 3, 2019]. Available from Internet, [https://www.amazon.co.uk/Altra-Womens-Solstice-Running-Shoe/dp/B072M5VKN9/ref=sr\\_1\\_2?ie=UTF8&gid=1546559014&sr=8-2&keywords=altra+solstice](https://www.amazon.co.uk/Altra-Womens-Solstice-Running-Shoe/dp/B072M5VKN9/ref=sr_1_2?ie=UTF8&gid=1546559014&sr=8-2&keywords=altra+solstice) (Year: 2017).\*

\* cited by examiner

*Primary Examiner* — Cynthia Ramirez

*Assistant Examiner* — Laura H Yu

(74) *Attorney, Agent, or Firm* — Holland & Hart, LLP

(57) **CLAIM**

I claim the ornamental design for a shoe upper, as shown and described.

**DESCRIPTION**

FIG. 1 is a top elevation view of a shoe upper, showing my new design;

FIG. 2 is a right side view thereof;

FIG. 3 is a bottom view thereof;

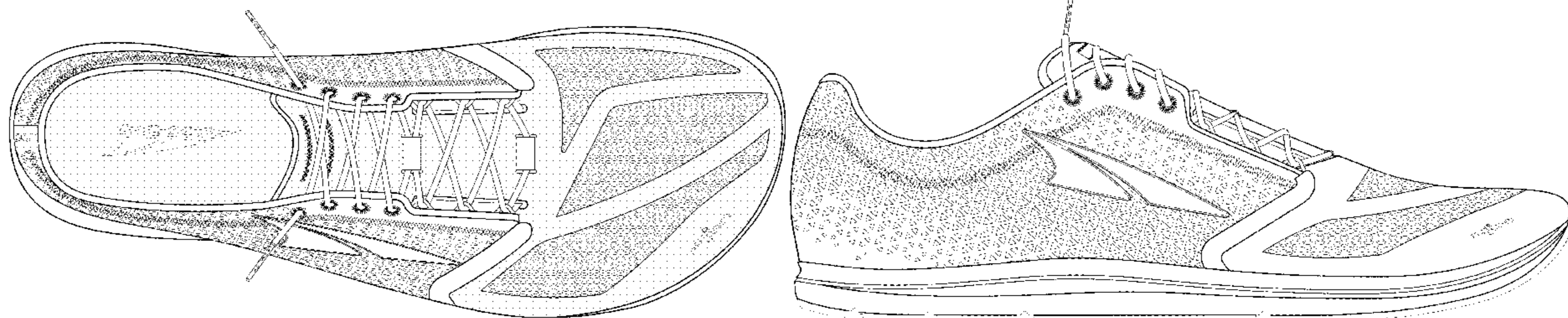
FIG. 4 is a left side view thereof;

FIG. 5 is a rear view thereof; and,

FIG. 6 is a front view thereof.

The broken lines in the figures illustrate portions of the shoe upper that form no part of the claimed design.

**1 Claim, 5 Drawing Sheets**



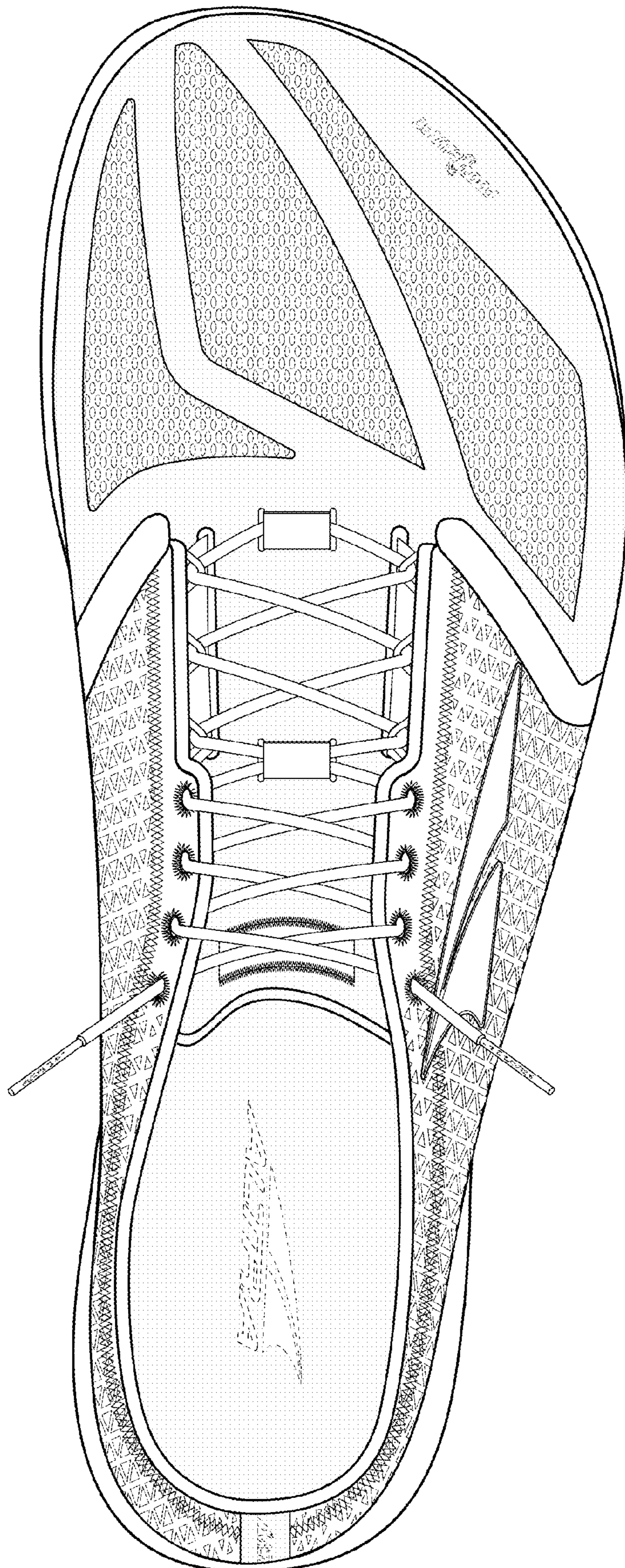
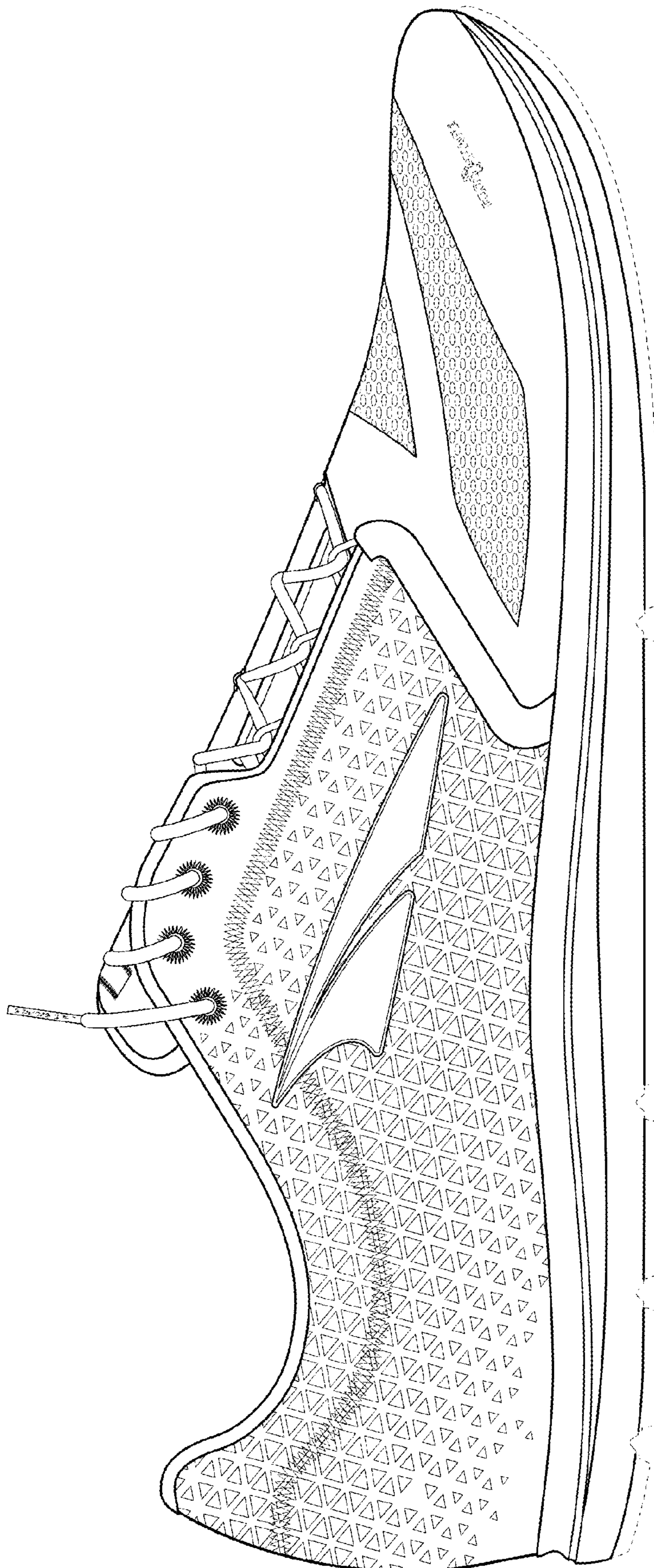


FIG. 1



**FIG. 2**

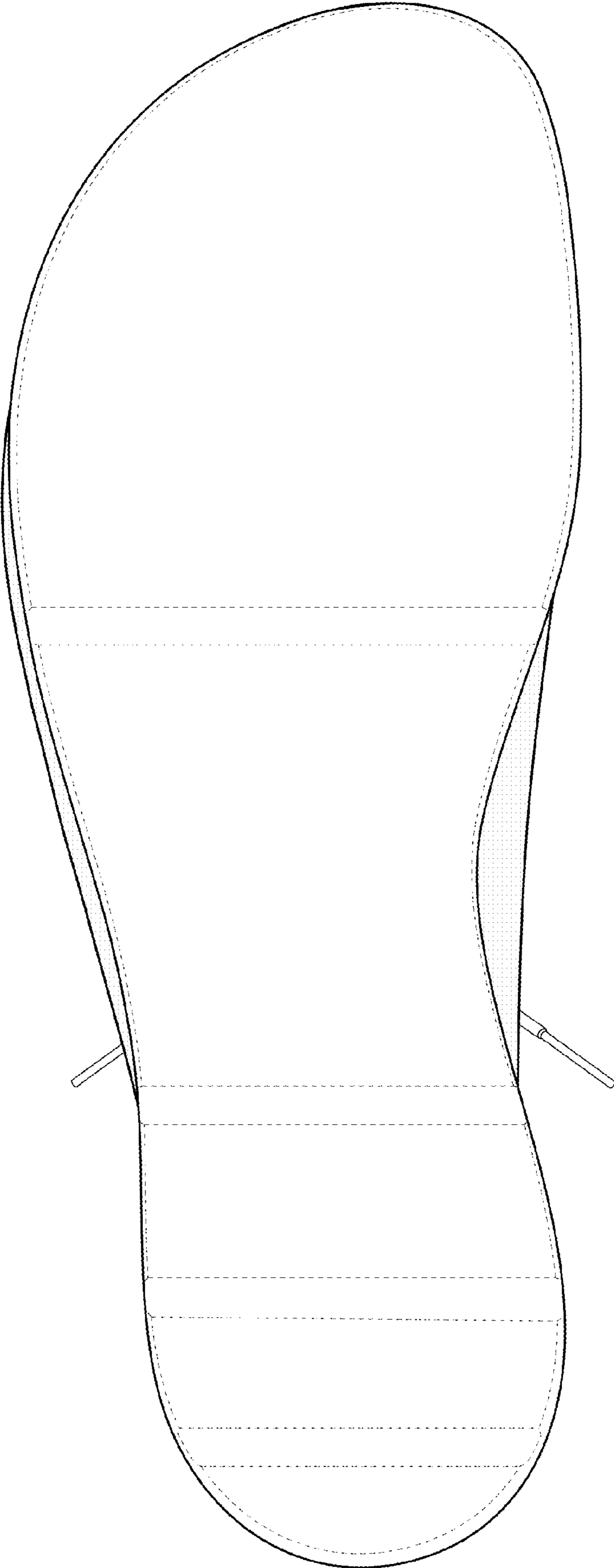
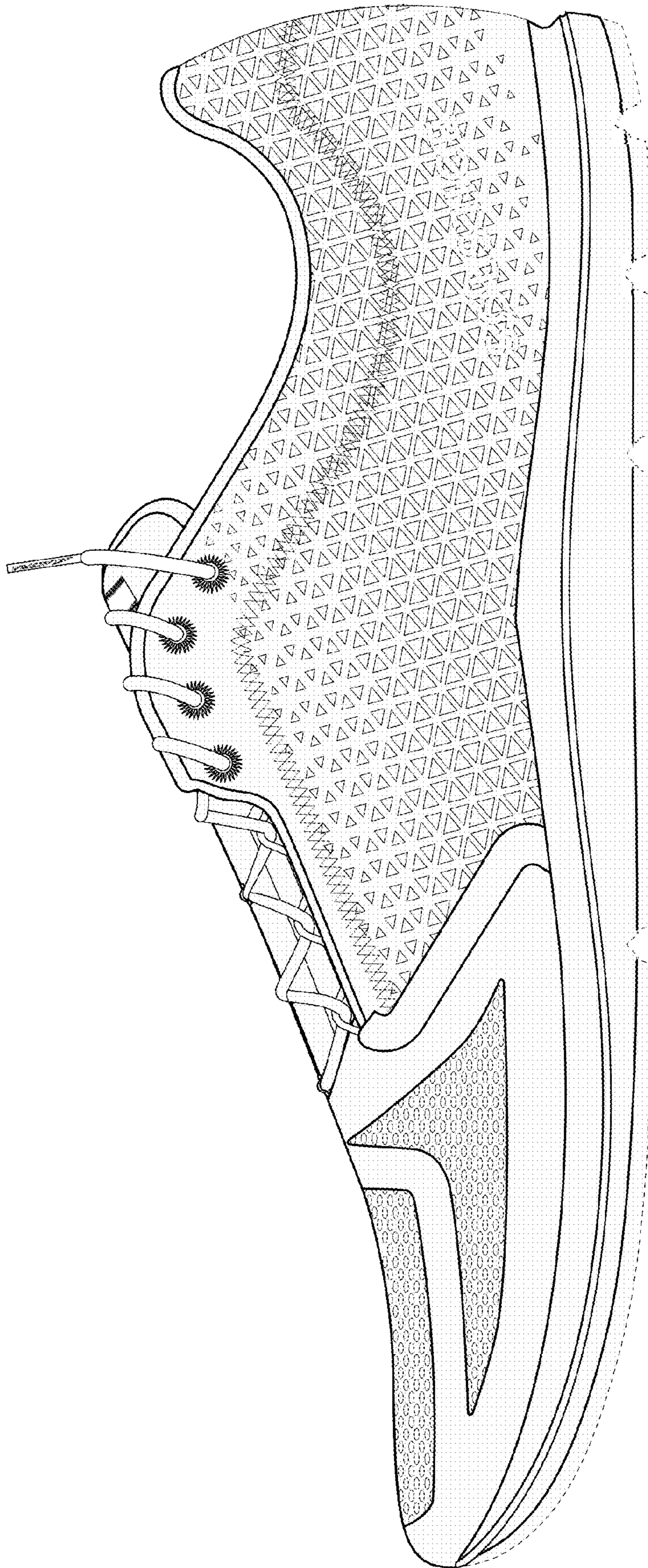


FIG. 3



**FIG. 4**

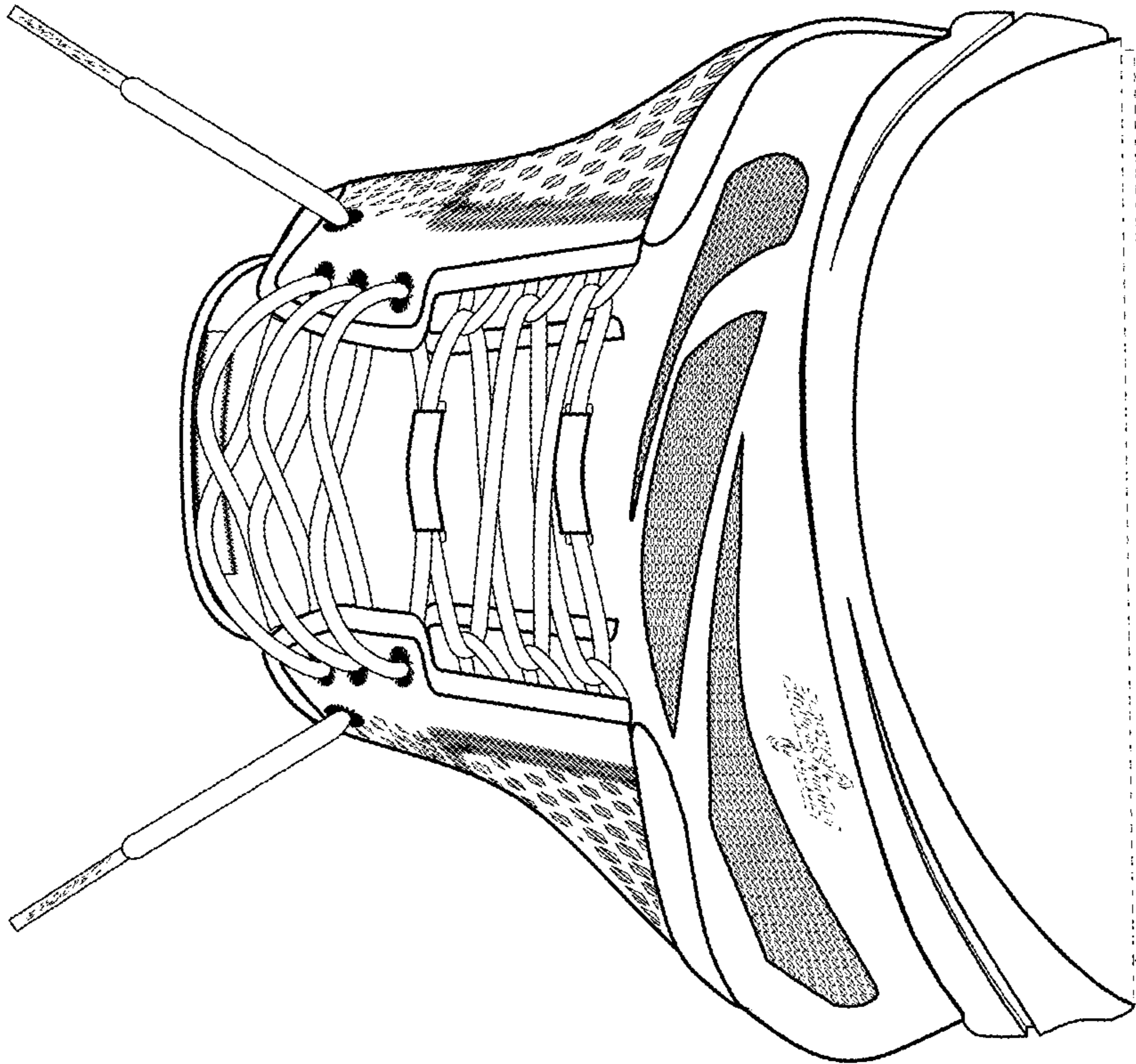


FIG. 6

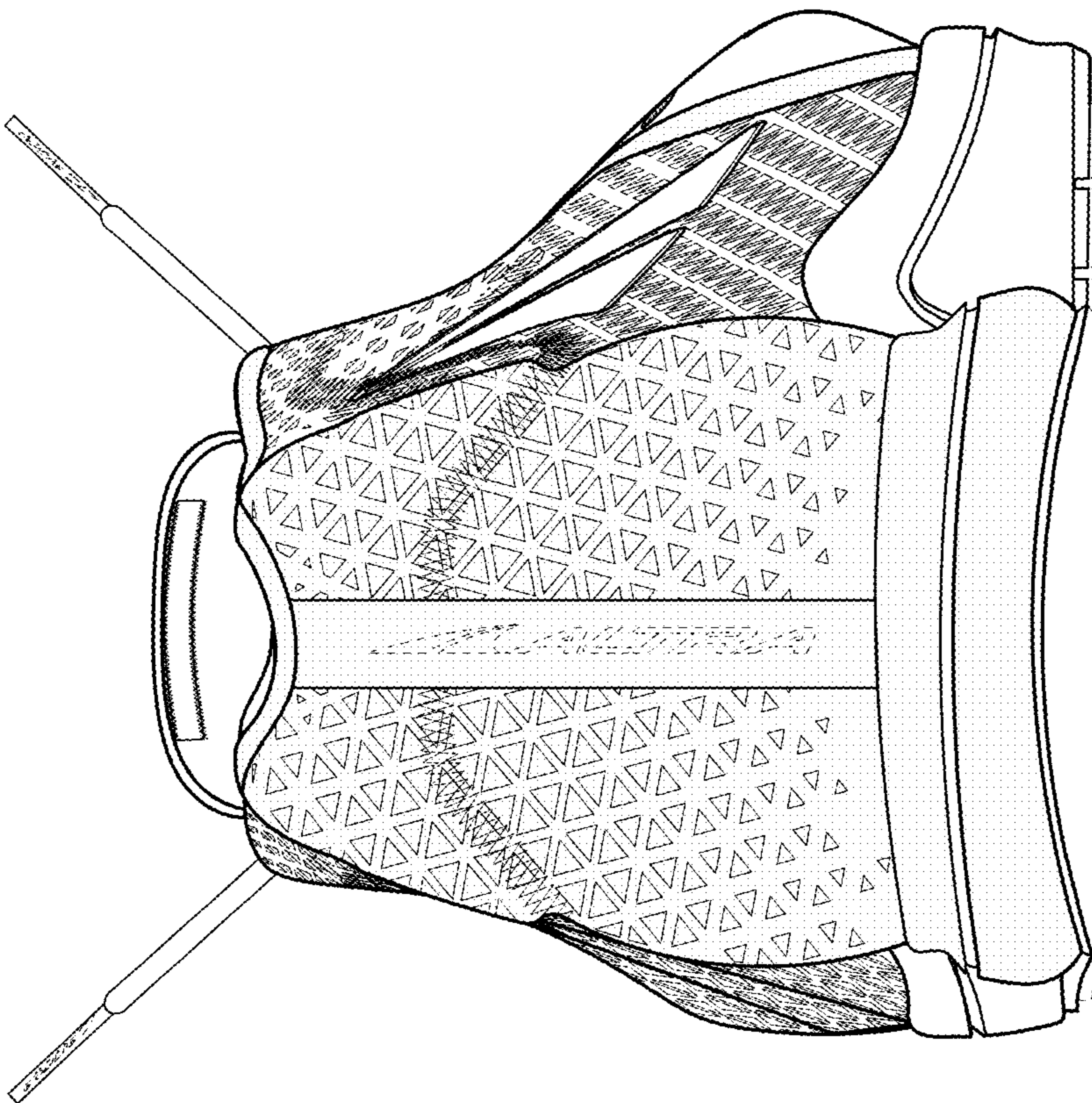


FIG. 5