



US00D887663S

(12) **United States Design Patent**  
**Otto et al.**

(10) **Patent No.:** **US D887,663 S**  
(45) **Date of Patent:** **\*\* Jun. 16, 2020**

(54) **BARROW CART**  
(71) Applicant: **Steelcase Inc.**, Grand Rapids, MI (US)  
(72) Inventors: **Eric A. Otto**, Grand Rapids, MI (US);  
**Penghao Shan**, Munich (DE); **John M. Allen**, Grand Rapids, MI (US); **Justin G. Beitzel**, Grand Rapids, MI (US);  
**Alban Moriniere**, Munich (DE);  
**William Bennie**, Rockford, MI (US)

(73) Assignee: **Steelcase Inc.**, Grand Rapids, MI (US)

(\*\*) Term: **15 Years**

(21) Appl. No.: **29/662,285**

(22) Filed: **Sep. 4, 2018**

(51) **LOC (12) Cl.** ..... **12-02**

(52) **U.S. Cl.**  
USPC ..... **D34/21**

(58) **Field of Classification Search**  
USPC ..... D34/12-14, 16-18, 20-27; 280/641,  
280/47.19, 47.24, 47.29, 79.11, 79.3,  
280/47.34, 47.35, 638, 639, 651, 79.7, 35;  
108/59, 60, 90-92, 161, 127; D6/675.3,  
D6/675.5, 691, 698  
CPC .... B62B 1/12; B62B 3/02; B62B 1/20; B62B  
2202/30; B62B 3/108; B62B 5/0438  
See application file for complete search history.

(56) **References Cited**

**U.S. PATENT DOCUMENTS**

D166,048 S	8/1949	Turulis
D270,391 S	8/1983	Berquist et al.
D272,286 S	1/1984	Sroub
D273,337 S	4/1984	Semetjian et al.
D285,853 S	9/1986	Hubert
4,635,613 A	1/1987	Tucker et al.
D301,652 S	6/1989	Roberts
D323,252 S	1/1992	Anske

D345,472 S	3/1994	Sheftel	
D345,839 S	4/1994	Senese	
D354,186 S	1/1995	Grosfillex	
D360,725 S	7/1995	Snell	
D361,188 S	8/1995	Perelli	
D361,419 S	8/1995	Snell	
5,438,938 A *	8/1995	Meeker	A47B 23/001 108/127
D371,879 S *	7/1996	Linder	D34/21
D386,870 S	11/1997	Halvorson, Jr. et al.	
D403,536 S *	1/1999	Olson	D34/21
D405,580 S *	2/1999	Vanderminde	D34/21
D444,001 S	6/2001	Minami	
D445,984 S	7/2001	Dickinson et al.	
D446,376 S	8/2001	Vanderbyl	
6,296,262 B1 *	10/2001	Skinner	B62B 3/108 280/35
D462,196 S	9/2002	Holub et al.	

(Continued)

*Primary Examiner* — Gino Colan

(74) *Attorney, Agent, or Firm* — Brinks Gilson & Lione

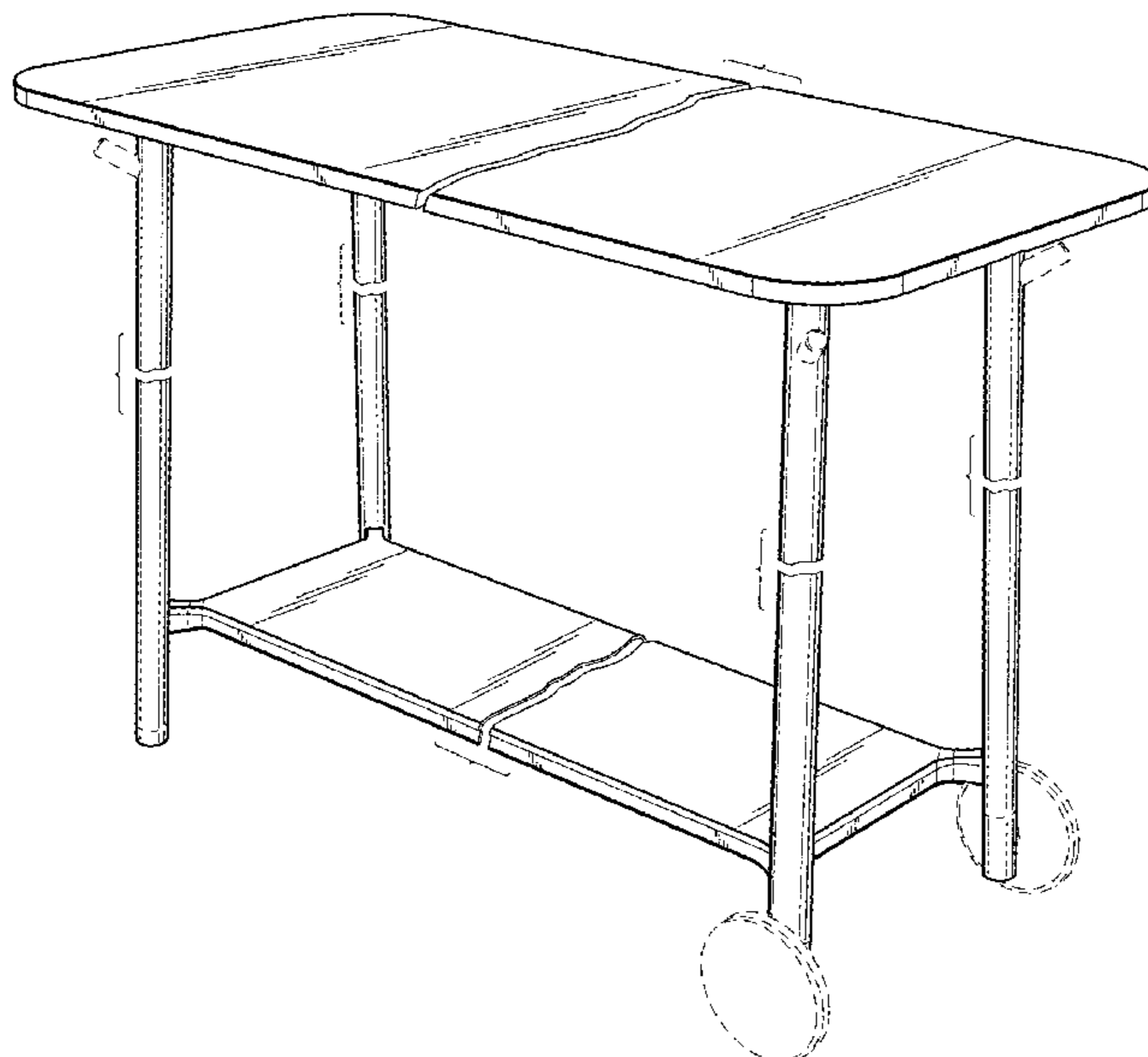
(57) **CLAIM**

We claim the ornamental design for a barrow cart, as shown and described.

**DESCRIPTION**

FIG. 1 is a top perspective view of a barrow cart showing our new design;  
FIG. 2 is a top plan view thereof;  
FIG. 3 is a bottom plan view thereof;  
FIG. 4 is a front elevation view thereof;  
FIG. 5 is a rear elevation view thereof;  
FIG. 6 is a left side elevation view thereof; and,  
FIG. 7 is a right side elevation view thereof.  
The broken lines in FIG. 1 and 3-7 illustrate portions of the barrow cart that form no part of the claimed design. The barrow cart is shown with symbolic breaks. The appearance of any portions of the barrow cart between the break lines forms no part of the claimed design.

**1 Claim, 6 Drawing Sheets**



(56)

**References Cited**

U.S. PATENT DOCUMENTS

D465,102 S	11/2002	Seiffarth	
D485,410 S	1/2004	Van Landingham, Jr.	
D486,618 S	2/2004	Crosco, Sr.	
D499,273 S	12/2004	Chang	
D501,336 S	2/2005	Lin	
D523,202 S	6/2006	Willison	
7,204,509 B1 *	4/2007	Vanderminde	..... A47B 31/00 280/47.35
D554,323 S	10/2007	Roth	
D588,322 S	3/2009	Tilk et al.	
D616,551 S *	5/2010	Fallon	..... D24/185
D675,394 S	1/2013	Pedersen et al.	

\* cited by examiner

FIG. 1

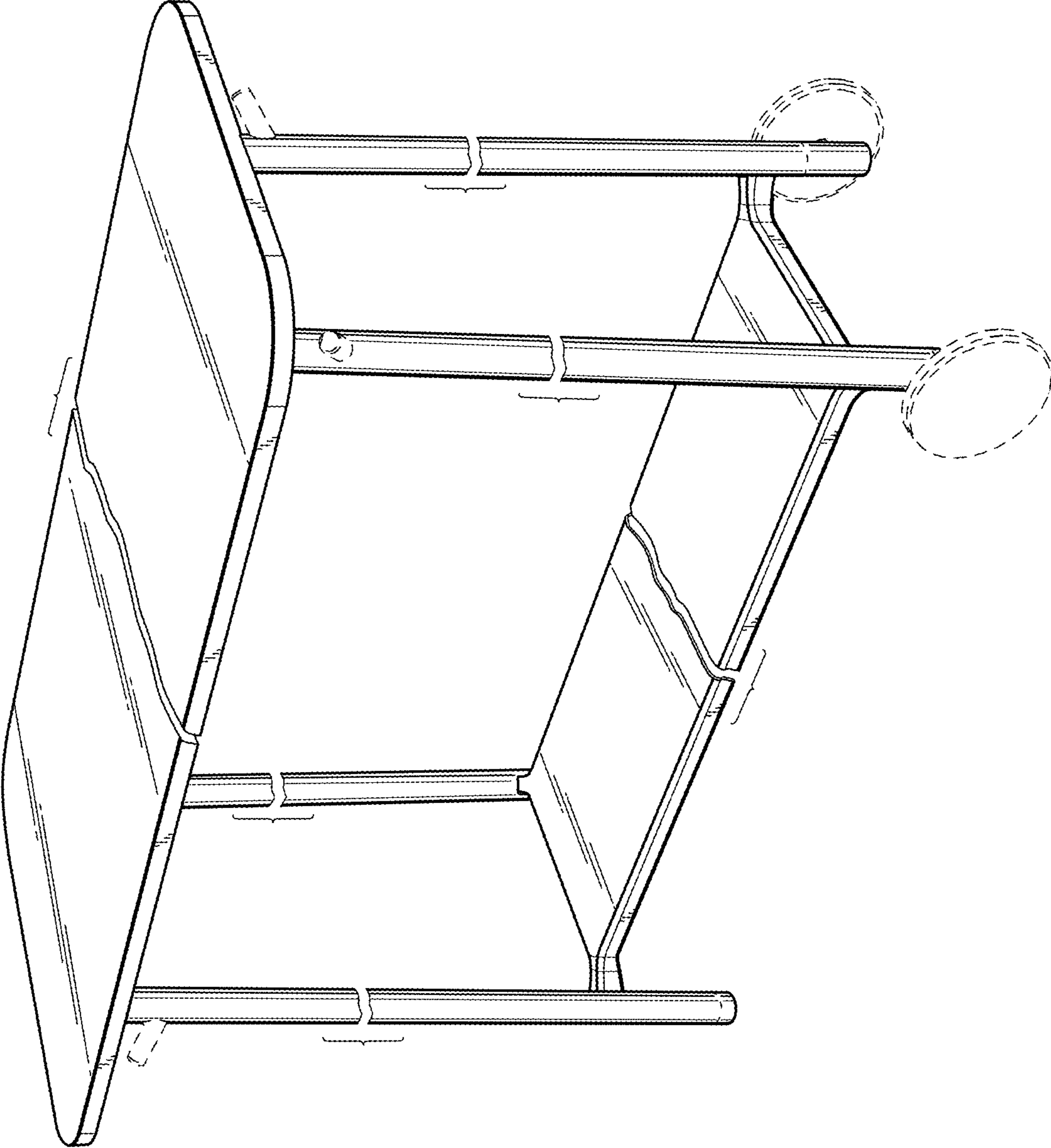


FIG. 2




FIG. 3

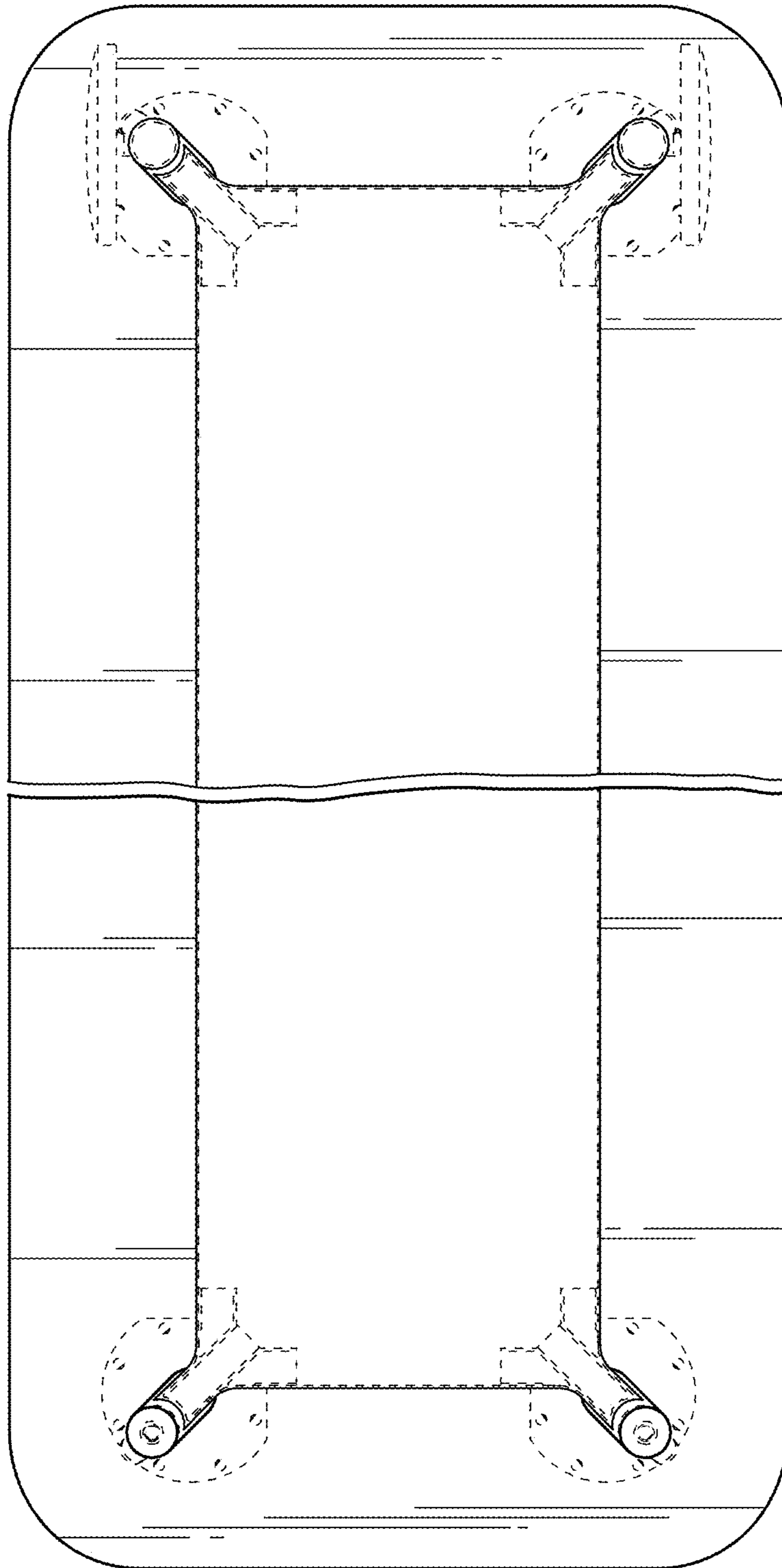


FIG. 4

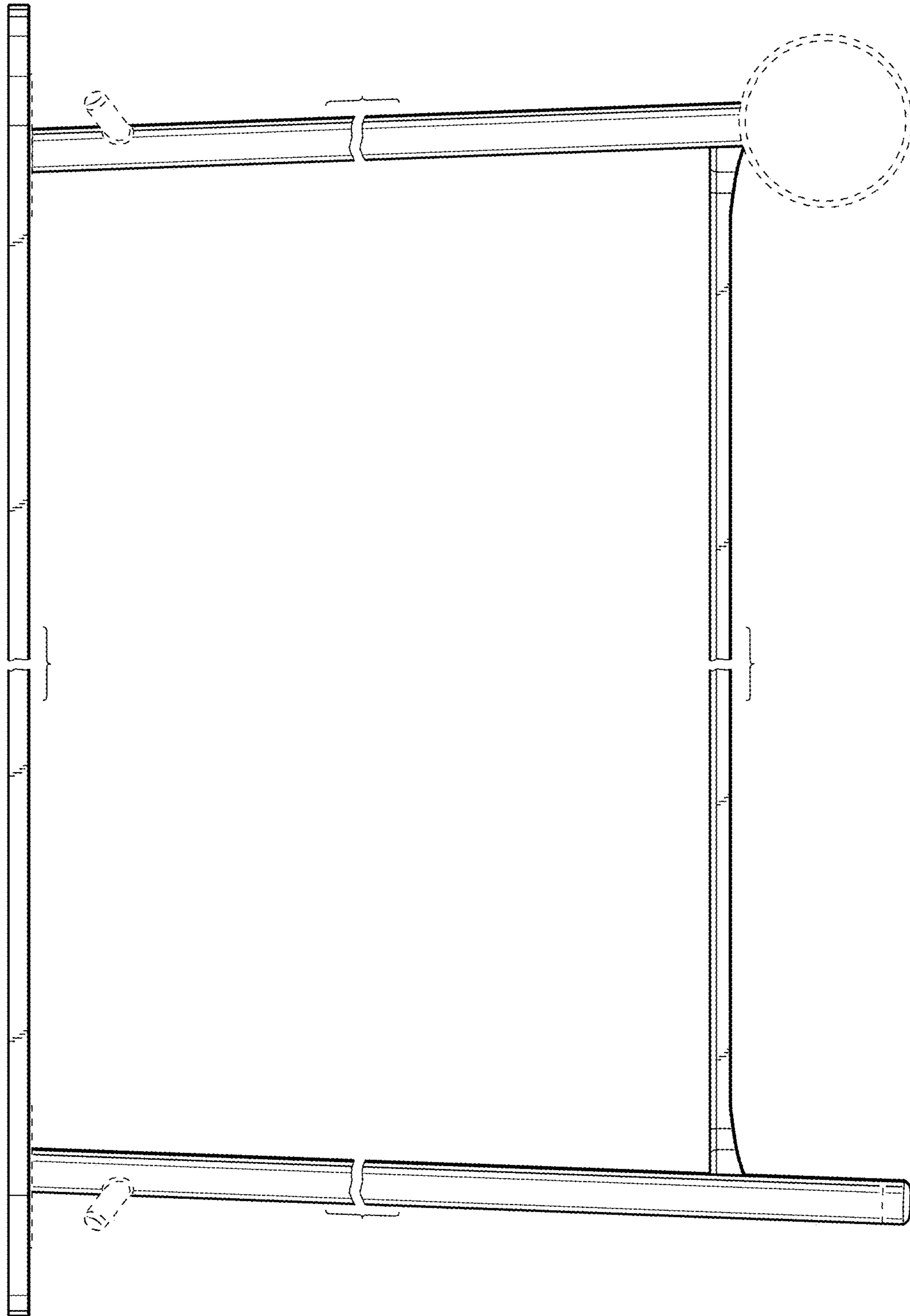




FIG. 5

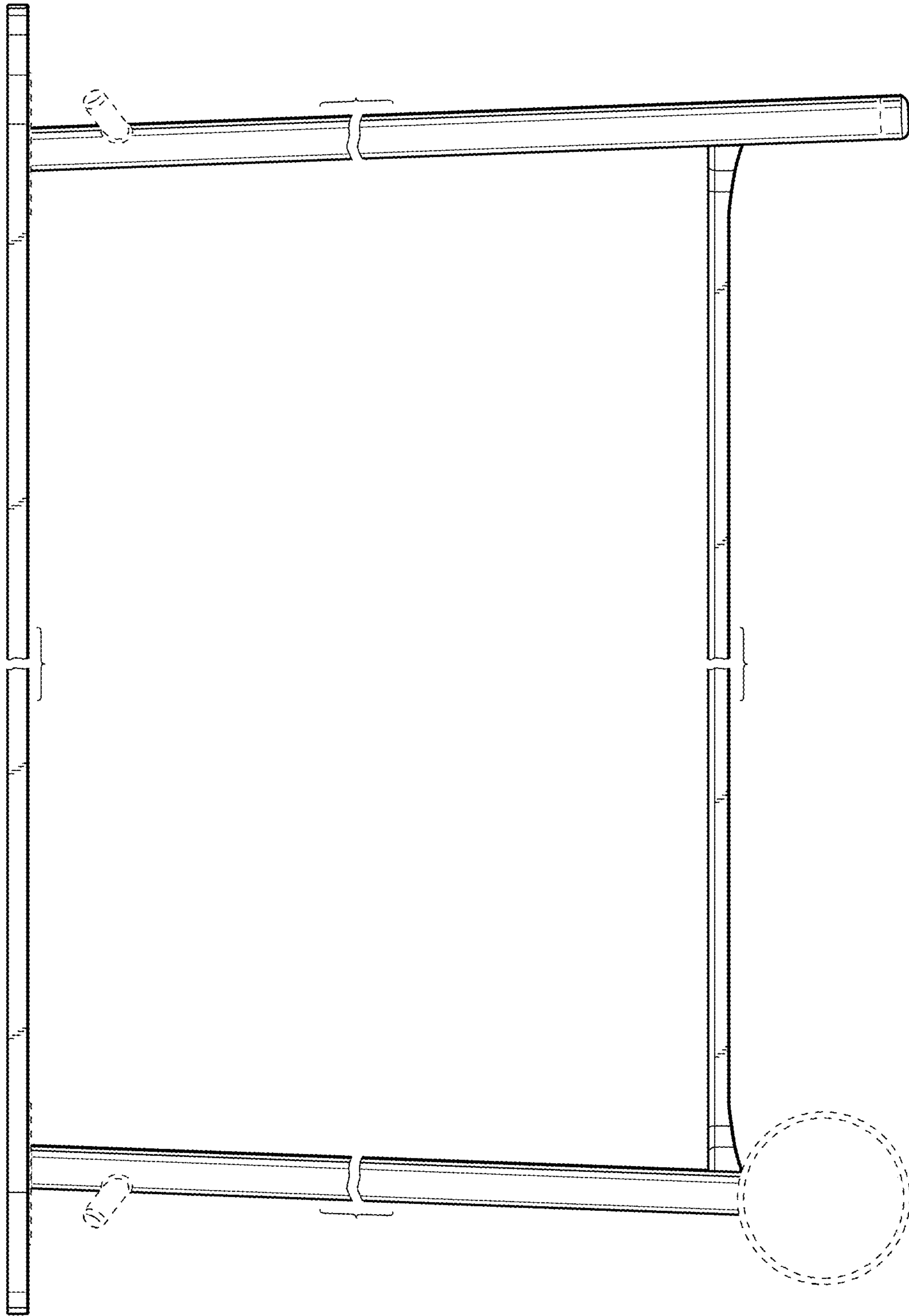


FIG. 7

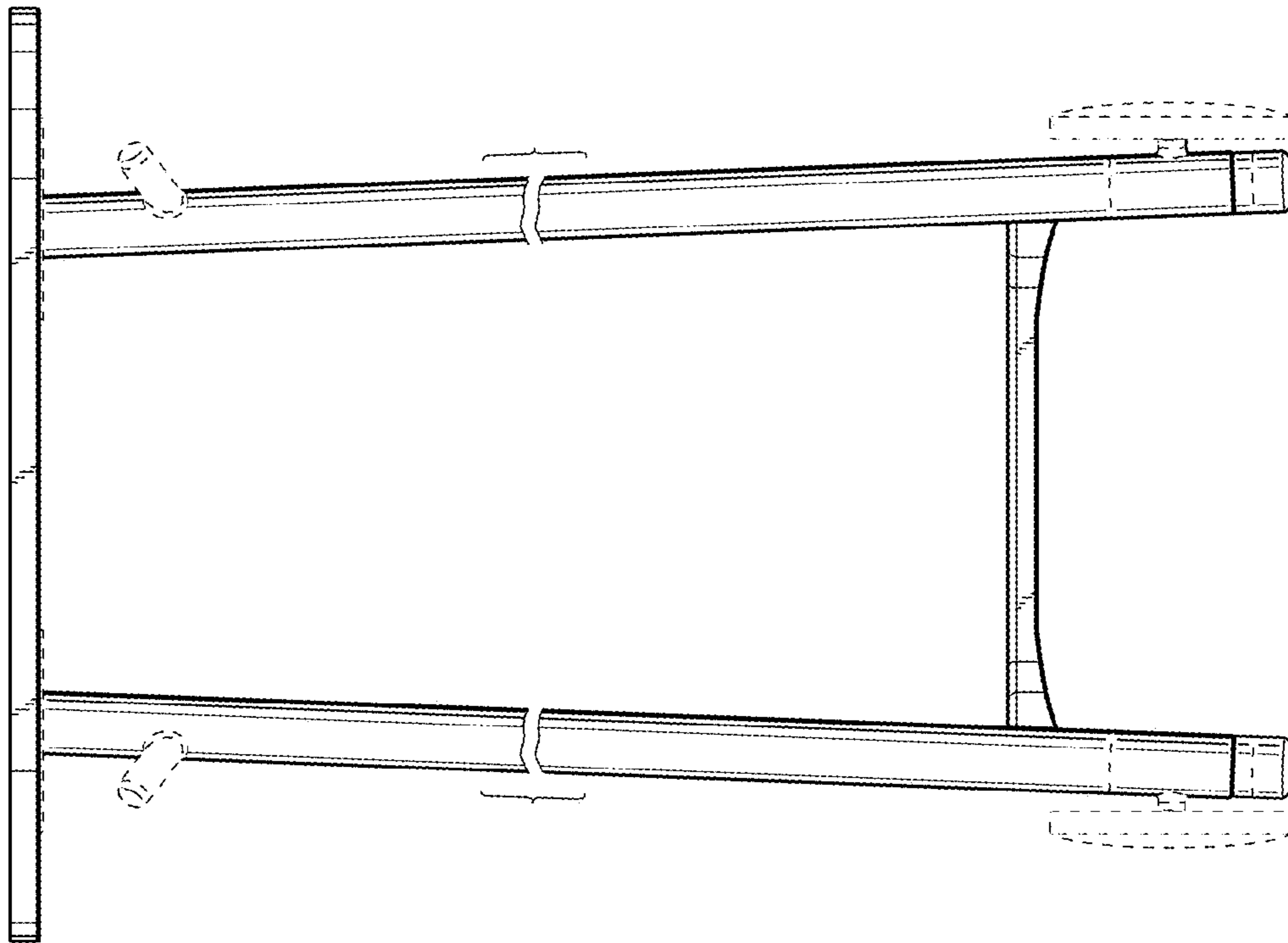


FIG. 6

