



US00D887655S

(12) **United States Design Patent** (10) **Patent No.:** **US D887,655 S**
Choi et al. (45) **Date of Patent:** **** Jun. 16, 2020**

<p>(54) WASHING MACHINE</p> <p>(71) Applicant: SAMSUNG ELECTRONICS CO., LTD., Suwon-si, Gyeonggi-do (KR)</p> <p>(72) Inventors: Jae-Won Choi, Seoul (KR); Hyun-Woo Yoon, Seoul (KR); Yun-Ho Yang, Yongin-si (KR)</p> <p>(73) Assignee: SAMSUNG ELECTRONICS CO., LTD., Gyeonggi-do (KR)</p> <p>(**) Term: 15 Years</p>	<p>D759,325 S * 6/2016 Jeon D32/6</p> <p>D759,912 S * 6/2016 Bixby et al.</p> <p>D760,454 S * 6/2016 Joo D32/6</p> <p>D762,025 S * 7/2016 Joo D32/6</p> <p>D764,121 S * 8/2016 Choi et al.</p> <p>D772,505 S * 11/2016 Kang et al.</p> <p>D774,713 S * 12/2016 Bixby et al.</p> <p>D783,213 S * 4/2017 Jeon D32/6</p> <p>D783,214 S * 4/2017 Jeon D32/6</p> <p>D788,385 S * 5/2017 Jeon D32/6</p> <p>D798,511 S * 9/2017 Bixby D32/6</p> <p>D818,219 S * 5/2018 Bixby D32/6</p> <p>D824,607 S * 7/2018 Bixby D32/6</p> <p>D824,608 S * 7/2018 Bixby D32/6</p> <p>D833,091 S * 11/2018 Ayers D32/6</p> <p>D847,444 S * 4/2019 Ayers D32/6</p>
--	--

(21) Appl. No.: **29/646,913**

(22) Filed: **May 8, 2018**

(30) **Foreign Application Priority Data**

Dec. 4, 2017 (KR) 30-2017-0057135

(51) **LOC (12) Cl.** **15-05**

(52) **U.S. Cl.**
USPC **D32/6**

(58) **Field of Classification Search**
USPC D32/1, 2, 5, 6, 8, 10, 28, 29, 29.1
CPC D06F 21/00; D06F 21/06; D06F 21/08;
D06F 27/00; D06F 37/00; D06F 37/02;
D06F 37/06; D06F 37/12; D06F 37/14;
D06F 39/00; D06F 21/12; D06F 21/14;
D06F 23/04; D06F 25/00

See application file for complete search history.

(56) **References Cited**

U.S. PATENT DOCUMENTS

D489,496 S * 5/2004 Sneddon D32/6
D492,073 S * 6/2004 Sneddon D32/6
D729,994 S * 5/2015 Kang D32/6
D730,594 S * 5/2015 Kang D32/6
D730,595 S * 5/2015 Jeong D32/6

FOREIGN PATENT DOCUMENTS

KR 300788487 S 3/2015

* cited by examiner

Primary Examiner — Michelle E. Wilson

(74) *Attorney, Agent, or Firm* — Cantor Colburn LLP

(57) **CLAIM**

The ornamental design for a washing machine, as shown and described.

DESCRIPTION

FIG. 1 is a front perspective view of a washing machine showing our new design;

FIG. 2 is a front view thereof;

FIG. 3 is a rear view thereof;

FIG. 4 is a left-side view thereof;

FIG. 5 is a right-side view thereof;

FIG. 6 is a top plan view thereof; and,

FIG. 7 is a bottom plan view thereof.

The evenly dashed broken lines are for environmental purpose only and form no part of the claimed design.

1 Claim, 7 Drawing Sheets

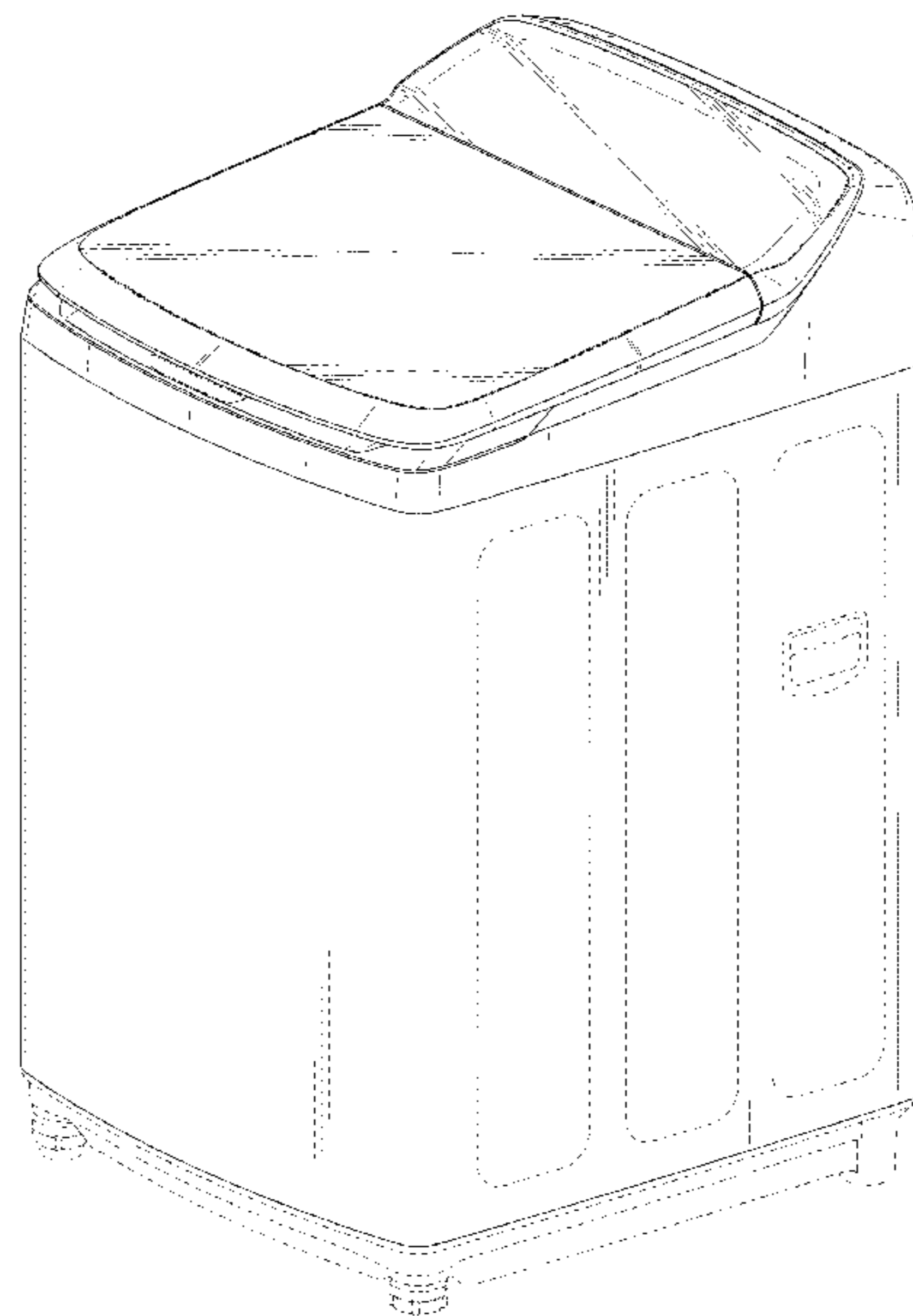


FIG. 1




FIG. 2




FIG. 3

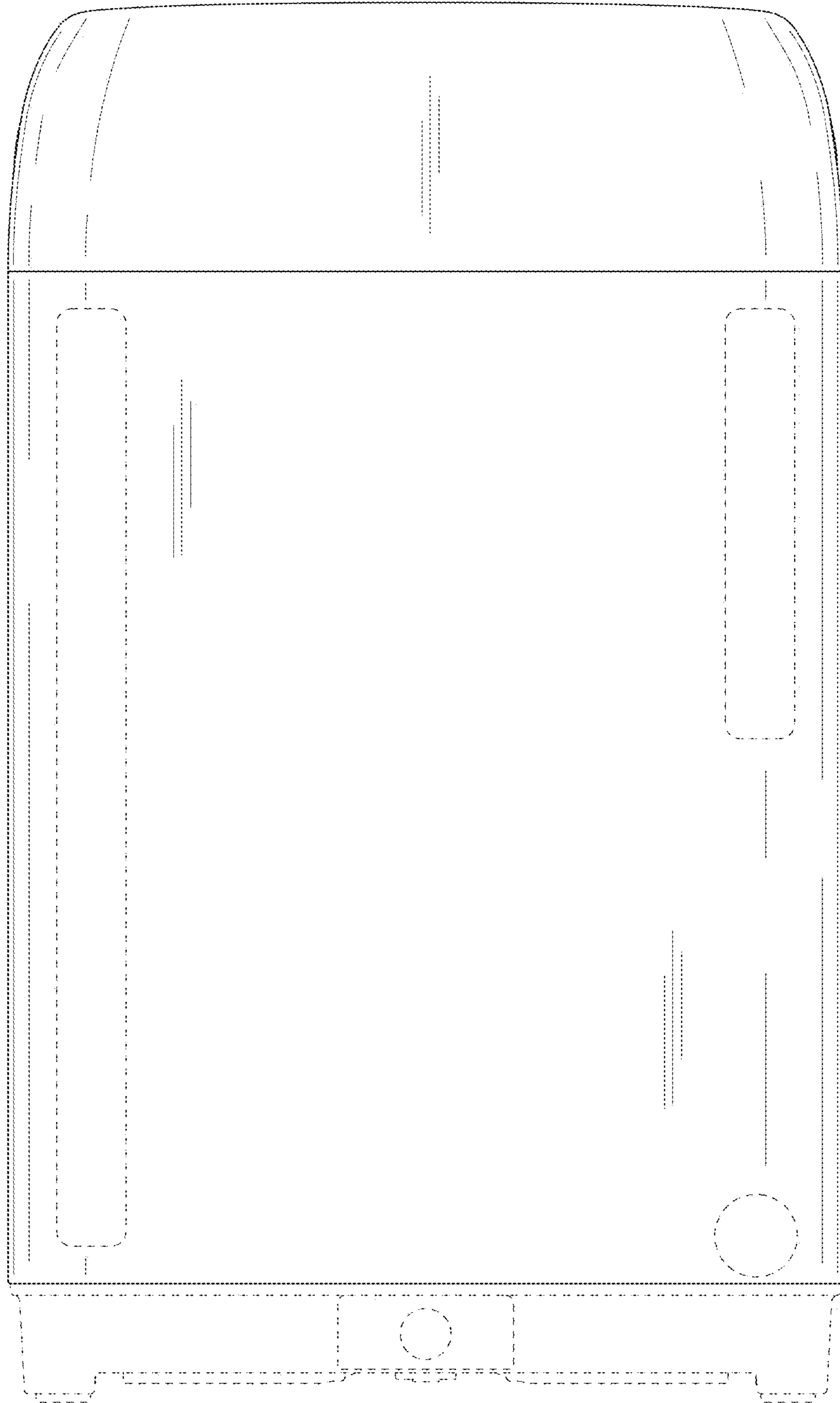


FIG. 4

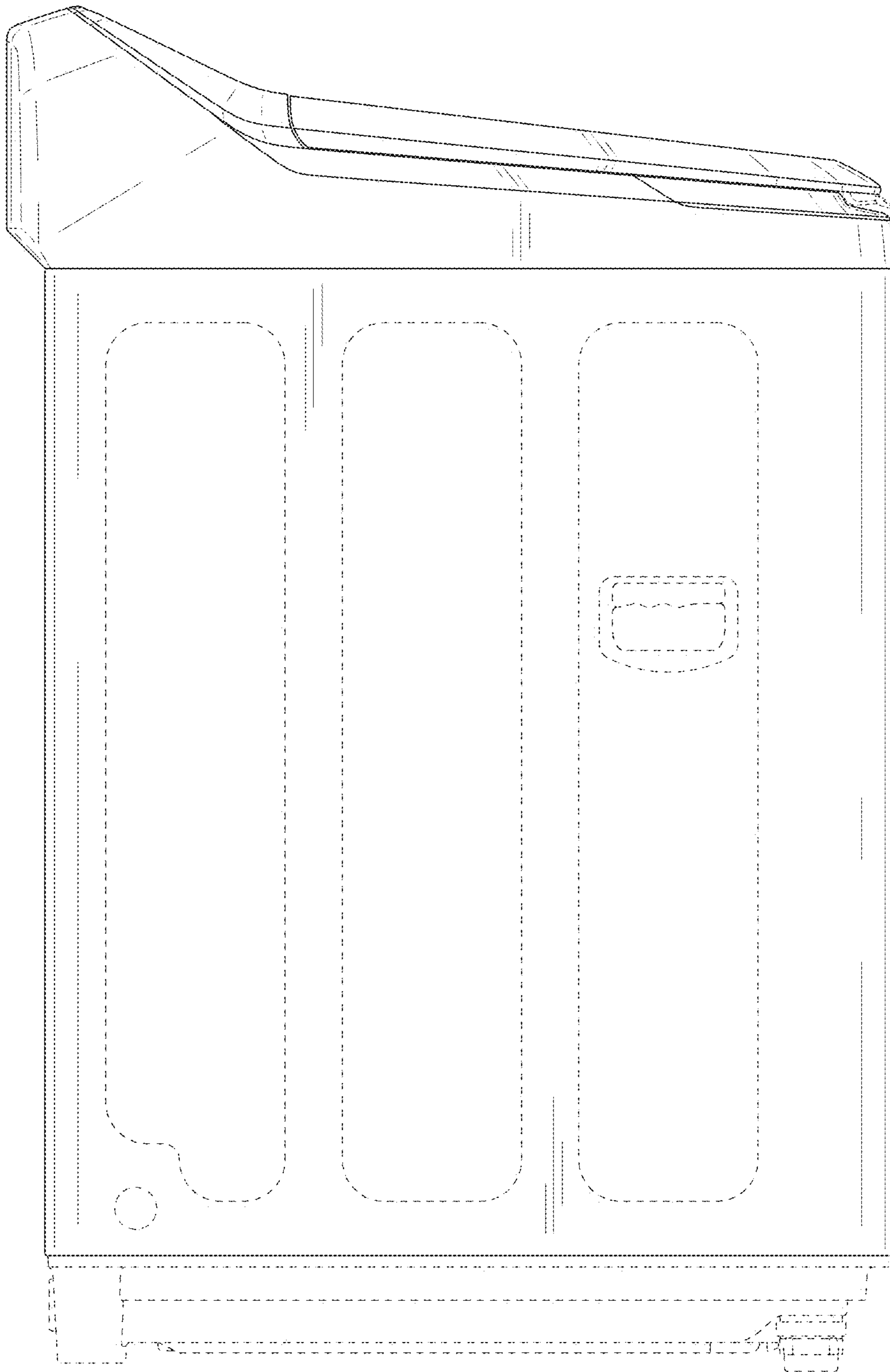


FIG. 5

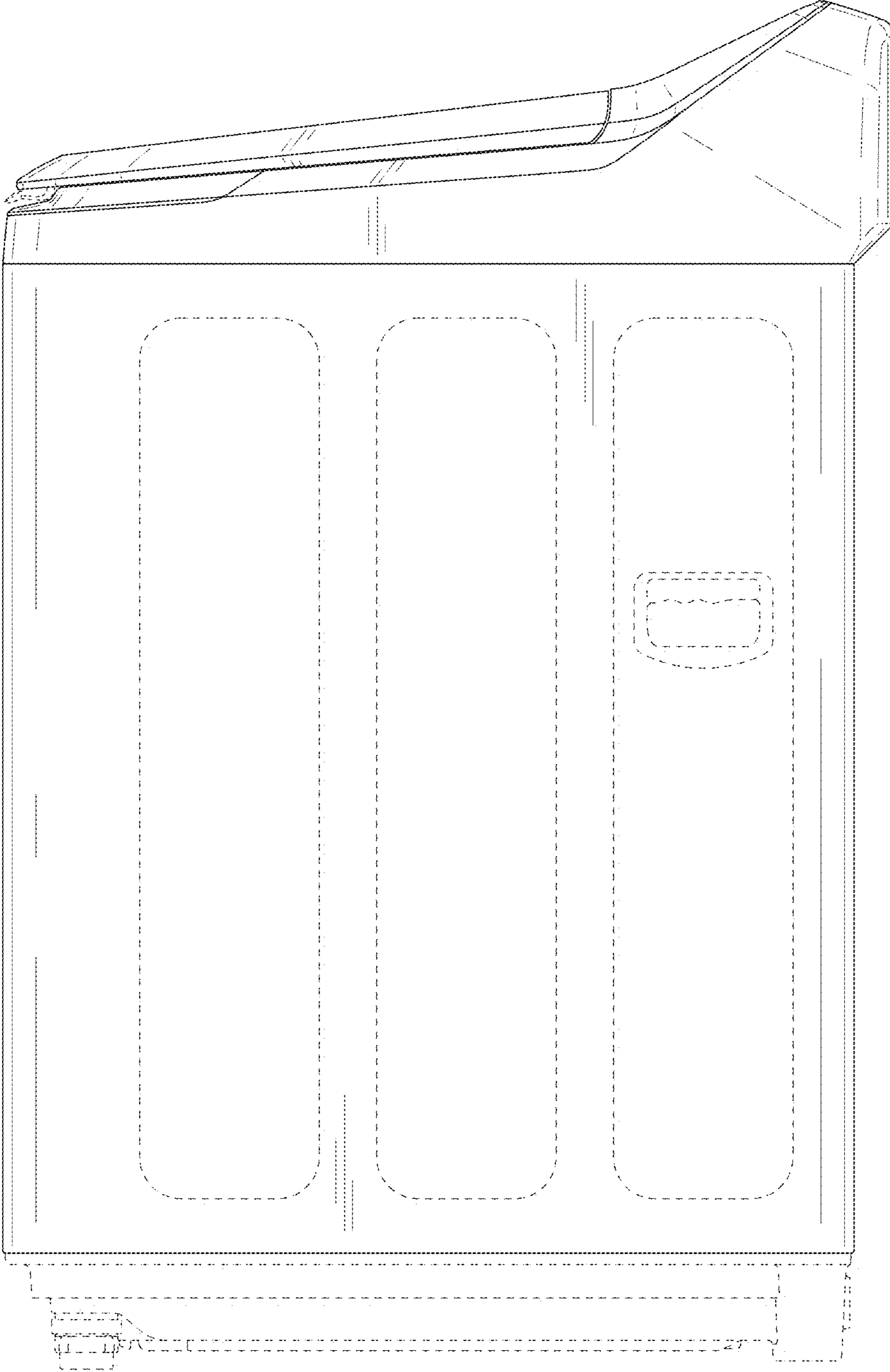


FIG. 6

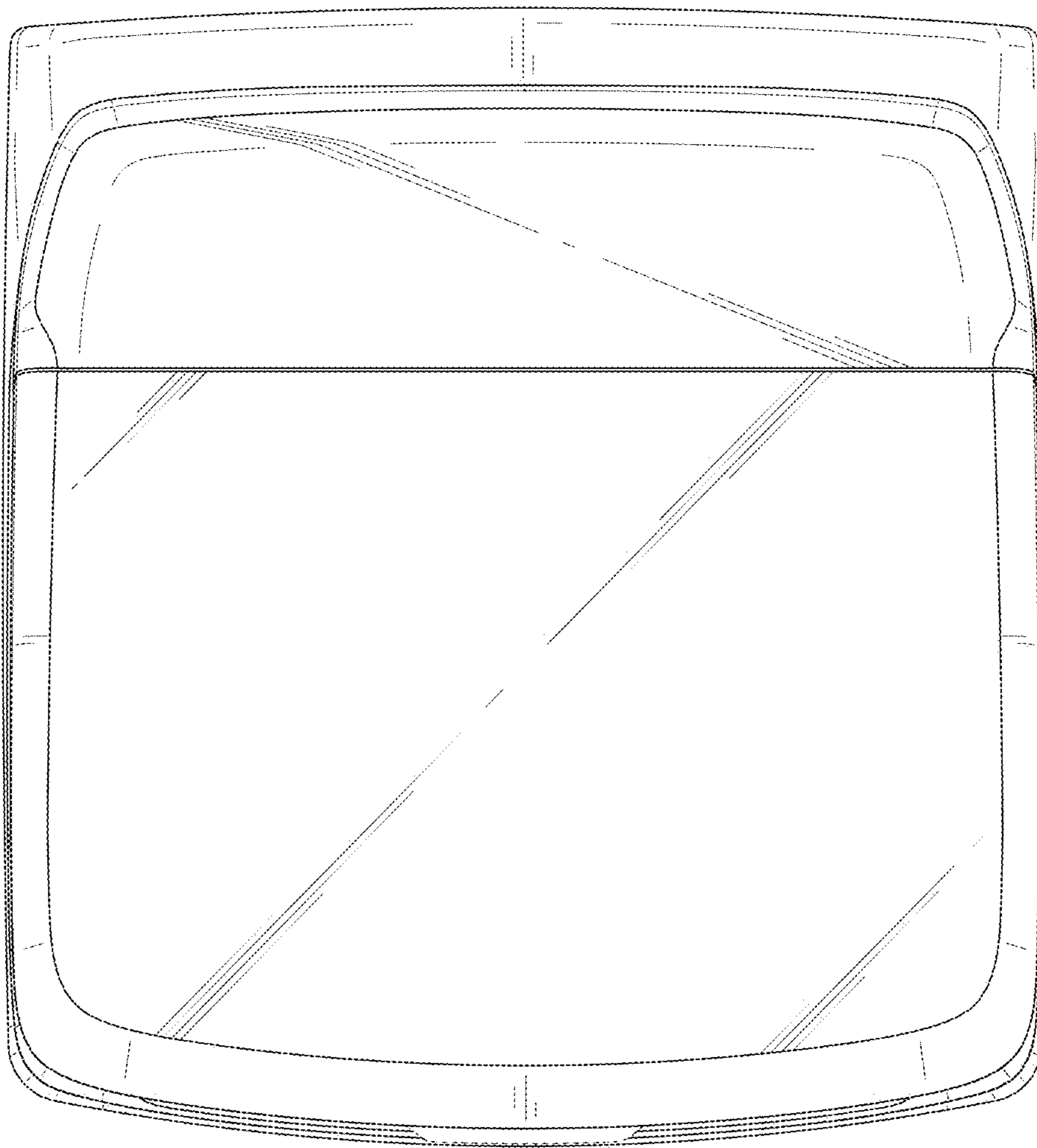


FIG. 7

