



US00D887643S

(12) **United States Design Patent** (10) **Patent No.:** **US D887,643 S**
Lin (45) **Date of Patent:** **** Jun. 16, 2020**

(54) **COSMETIC CASE**

(71) Applicant: **LIBO COSMETICS CO., LTD.**,
Lukang Township, Changhua County
(TW)

(72) Inventor: **Hsiao-Yun Lin**, Lukang Township,
Changhua County (TW)

(73) Assignee: **LIBO COSMETICS CO., LTD.**,
Lukang Township, Chuanghua County
(TW)

(**) Term: **15 Years**

(21) Appl. No.: **29/665,746**

(22) Filed: **Oct. 5, 2018**

(51) **LOC (12) Cl.** **28-03**

(52) **U.S. Cl.**
USPC **D28/83**

(58) **Field of Classification Search**
USPC D28/9, 13, 18-19, 35, 73, 76-84, 99;
D9/414, 420, 424, 425, 426, 428, 430,
D9/432

CPC .. A47B 81/00; A47G 29/08; A45D 2033/001;
A45D 33/003; A45D 33/006-008; A45D
33/22; A45D 33/24; A45D 33/26; A45D
33/28; A45D 34/00; A45D 34/06

See application file for complete search history.

(56) **References Cited**

U.S. PATENT DOCUMENTS

D115,324 S *	6/1939	Zell	D28/83
D422,120 S *	3/2000	Orsomando	D28/83
D517,244 S *	3/2006	Ditrichstein	D28/78
D517,245 S *	3/2006	Ditrichstein	D28/83
D603,564 S *	11/2009	Liden	D28/83
D655,866 S *	3/2012	Villarreal	D28/83
D666,773 S *	9/2012	Greenfield	D28/83
D687,187 S *	7/2013	Lai	D28/83

D688,420 S *	8/2013	Lai	D28/83
D721,855 S *	1/2015	Lavigne	D28/83
D723,742 S *	3/2015	Shteyssel	D28/83
D851,837 S *	6/2019	Lam	D28/83
10,349,720 B2 *	7/2019	Lin	A45D 33/003
2008/0023023 A1 *	1/2008	Boye	A45C 11/008 132/294
2008/0257376 A1 *	10/2008	Pires	A45D 33/008 132/287
2013/0152962 A1 *	6/2013	Pires	A45D 33/006 132/313
2016/0270507 A1 *	9/2016	Thompson	A45D 40/24

OTHER PUBLICATIONS

New airtight compacts, by Libo, article published on May 24, 2011, retrieved on Aug. 27, 2019, retrieved from the Internet URL: <https://www.webpackaging.com/en/portals/libo/assets/11027941/new-airtight-compacts-by-libo/>.*

* cited by examiner

Primary Examiner — Jennifer Rivard

Assistant Examiner — Alison M Ofstun

(74) *Attorney, Agent, or Firm* — Muncy, Geissler, Olds & Lowe, P.C.

(57) **CLAIM**

The ornamental design for a cosmetic case, as shown and described.

DESCRIPTION

FIG. 1 is a front, top, right perspective view of a cosmetic case showing my new design;

FIG. 2 is a top plan view thereof;

FIG. 3 is a bottom plan view thereof;

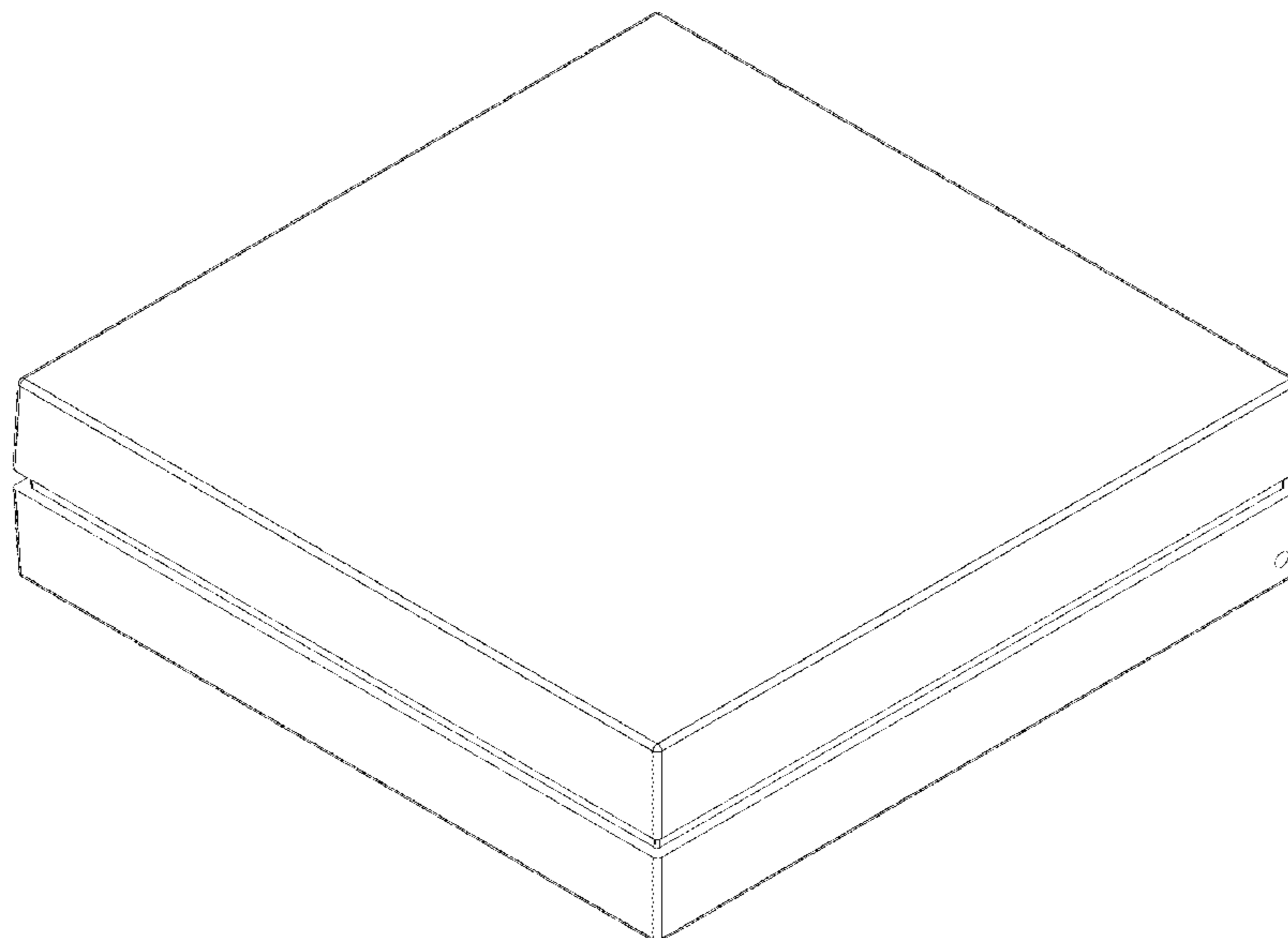
FIG. 4 is a right side elevational view thereof;

FIG. 5 is a left side elevational view thereof;

FIG. 6 is a front elevational view thereof; and,

FIG. 7 is a rear elevational view thereof.

1 Claim, 7 Drawing Sheets



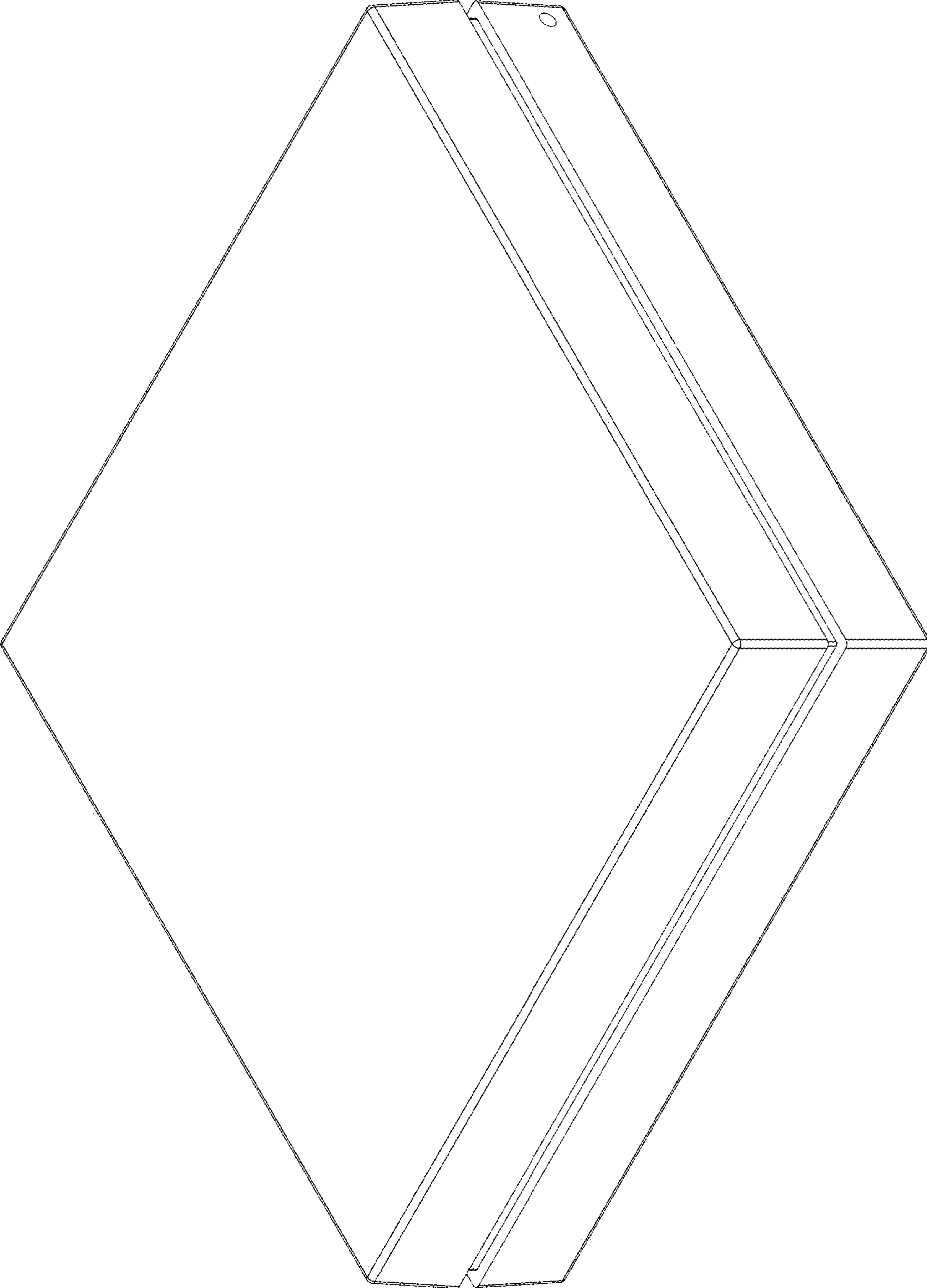


FIG. 1




FIG. 2




FIG. 3




FIG. 4




FIG. 5




FIG. 6




FIG. 7