



US00D887640S

(12) **United States Design Patent**
LaFauci

(10) **Patent No.:** **US D887,640 S**
(45) **Date of Patent:** **** Jun. 16, 2020**

- (54) **HAIR CLIP**
- (71) Applicant: **Conair Corporation**, Stamford, CT (US)
- (72) Inventor: **Mariagrazia LaFauci**, Upper Black Eddy, PA (US)
- (73) Assignee: **Conair Corporation**, Stamford, CT (US)
- (**) Term: **15 Years**
- (21) Appl. No.: **29/666,459**
- (22) Filed: **Oct. 12, 2018**
- (51) **LOC (12) Cl.** **28-03**
- (52) **U.S. Cl.**
USPC **D28/42**
- (58) **Field of Classification Search**
USPC D28/10, 21, 25, 27, 32, 33, 34, 35, 39, D28/40, 41, 42, 43
CPC A45D 6/045; A45D 8/00; A45D 8/002; A45D 8/004; A45D 8/006; A45D 8/008; A45D 8/02; A45D 8/06; A45D 8/08; A45D 8/10; A45D 8/12; A45D 8/14; A45D 8/16; A45D 8/18; A45D 8/20; A45D 8/22; A45D 8/24; A45D 8/26; A45D 8/28; A45D 8/30; A45D 8/32
See application file for complete search history.

- 2003/0221700 A1* 12/2003 La Fauci A45D 8/00 132/276
- 2010/0051046 A1* 3/2010 Stevenson A45D 8/14 132/275
- 2019/0320773 A1* 10/2019 Chang A45D 8/14

OTHER PUBLICATIONS

Conair Scunci Contour Hair Clips Blonde, announced 2017 [online], retrieved Dec. 16, 2019, retrieved from internet, https://www.target.com/p/conair-scunci-contour-hair-clips-blonde-6pk/-/A-52596318?clkid=32b3c561N0a1311eaa39842010a246e0c&Inm=78775&afid=Meredith.&ref=tgt_adv_xasd0002.*

24 Pieces Double Grip Black Hair Clips Metal Snap Hair Clips, announced May 21, 2019 [online], retrieved Dec. 16, 2019, retrieved from internet, https://www.amazon.com/Pieces-Double-Barrettes-Making-Supplies/dp/B07QWLM1Q6/ref=sr_1_83?keywords=hair+clip&qid=1576514512&sr=8-83.*

* cited by examiner

Primary Examiner — Michelle E. Wilson
Assistant Examiner — Messina L Smith
 (74) *Attorney, Agent, or Firm* — Lawrence Cruz, Esq.; Ryan, Mason & Lewis, LLP

(57) **CLAIM**

The ornamental design for a hair clip, as shown and described.

DESCRIPTION

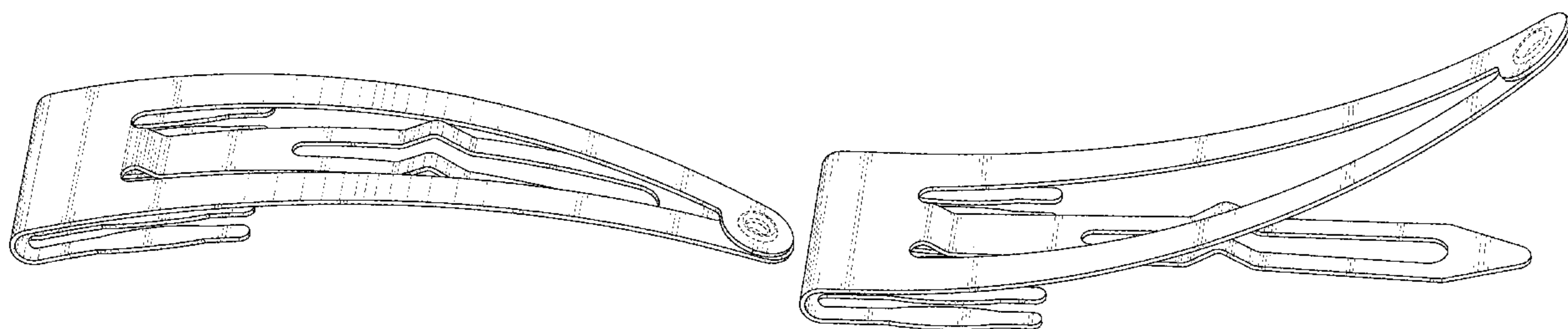
FIG. 1 is a perspective view of a hair clip showing the new design in a closed configuration;
 FIG. 2 is a perspective view of the hair clip in an open condition configuration;
 FIG. 3 is a left side elevation view of the hair clip;
 FIG. 4 is a right side elevation view of the hair clip;
 FIG. 5 is a rear view of the hair clip;
 FIG. 6 is a front view of the hair clip;
 FIG. 7 is a top plan view of the hair clip; and,
 FIG. 8 is a bottom plan view of the hair clip.

(Continued)

(56) **References Cited**

U.S. PATENT DOCUMENTS

- D202,016 S * 8/1965 Soloman D28/40
- 4,011,639 A * 3/1977 Koleske A45D 8/24 24/561
- D392,415 S * 3/1998 Liao D28/40
- D540,982 S * 4/2007 Vergona D28/40
- D587,401 S * 2/2009 Tsai D28/39
- D626,691 S * 11/2010 Hsu D28/42
- D780,375 S * 2/2017 Grierson D28/40
- D819,269 S * 5/2018 Hsu D28/40
- D847,429 S * 4/2019 Sze D28/42
- D869,765 S * 12/2019 Gu D28/42



The broken lines in the drawing depict portions of the hair clip that form no part of the claimed design.

1 Claim, 3 Drawing Sheets

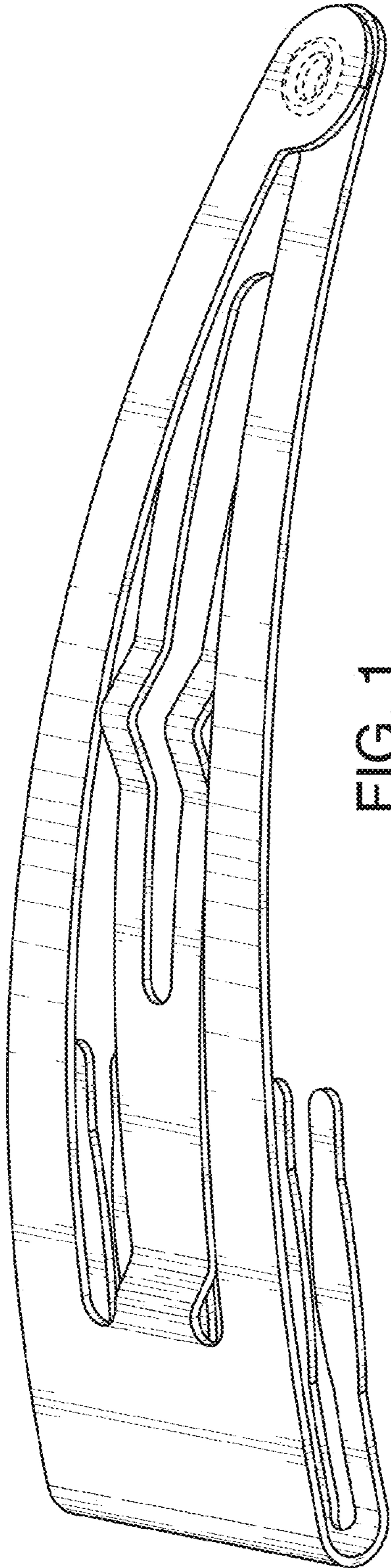


FIG. 1

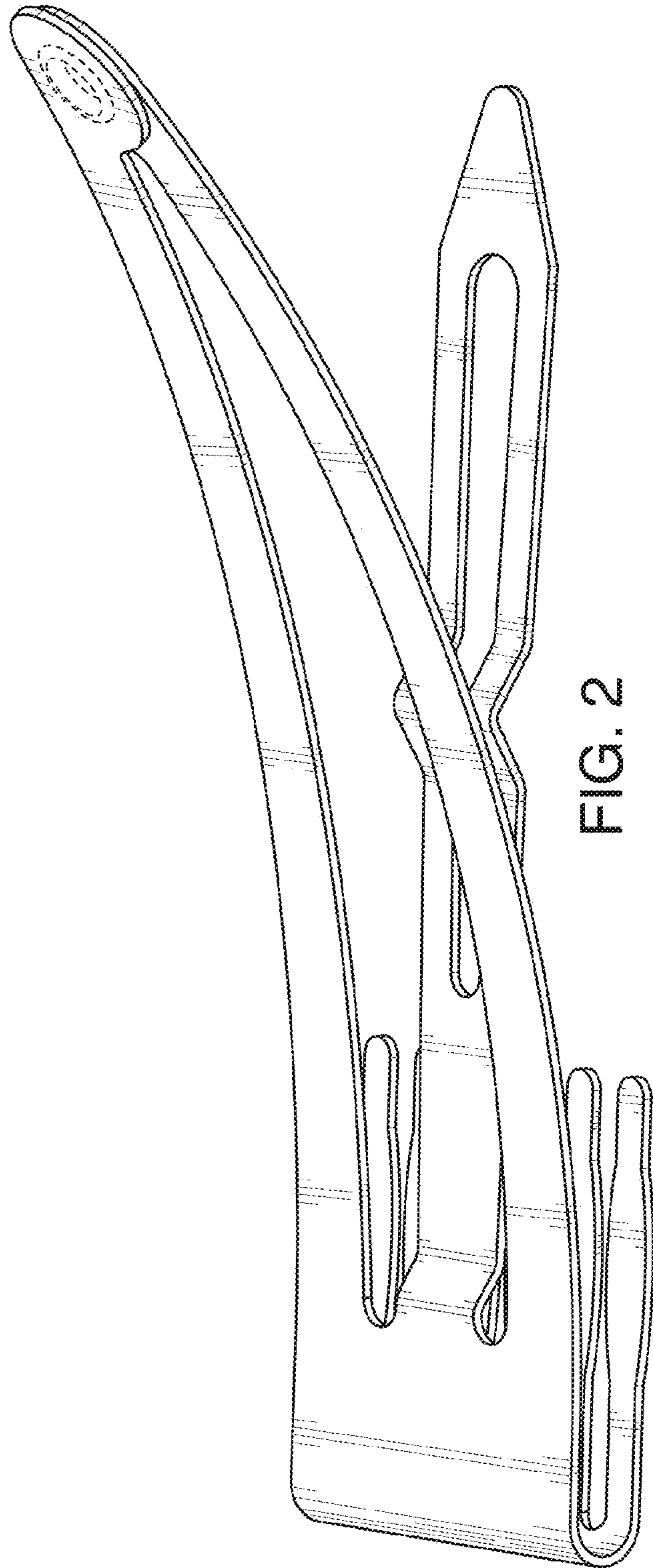


FIG. 2

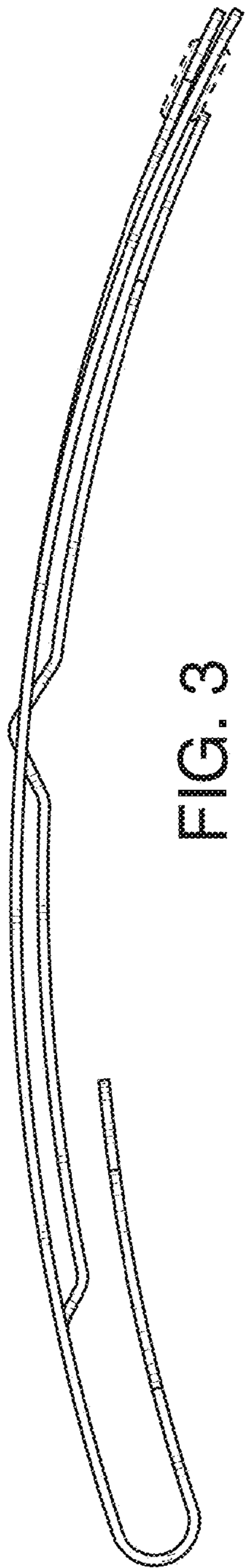


FIG. 3

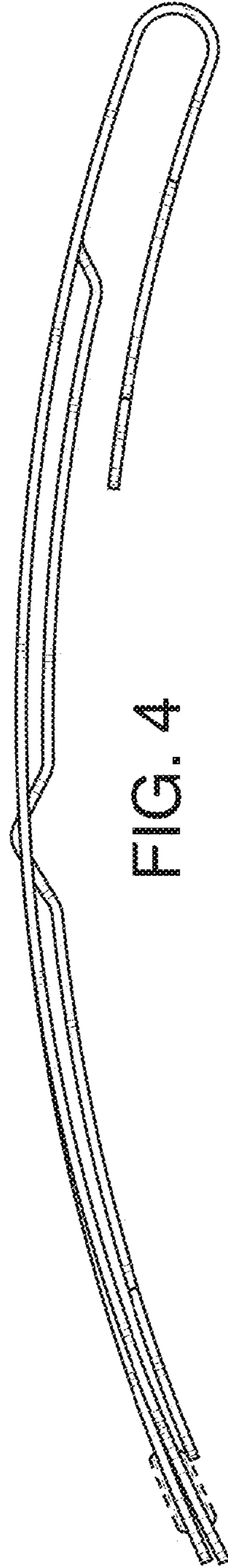


FIG. 4

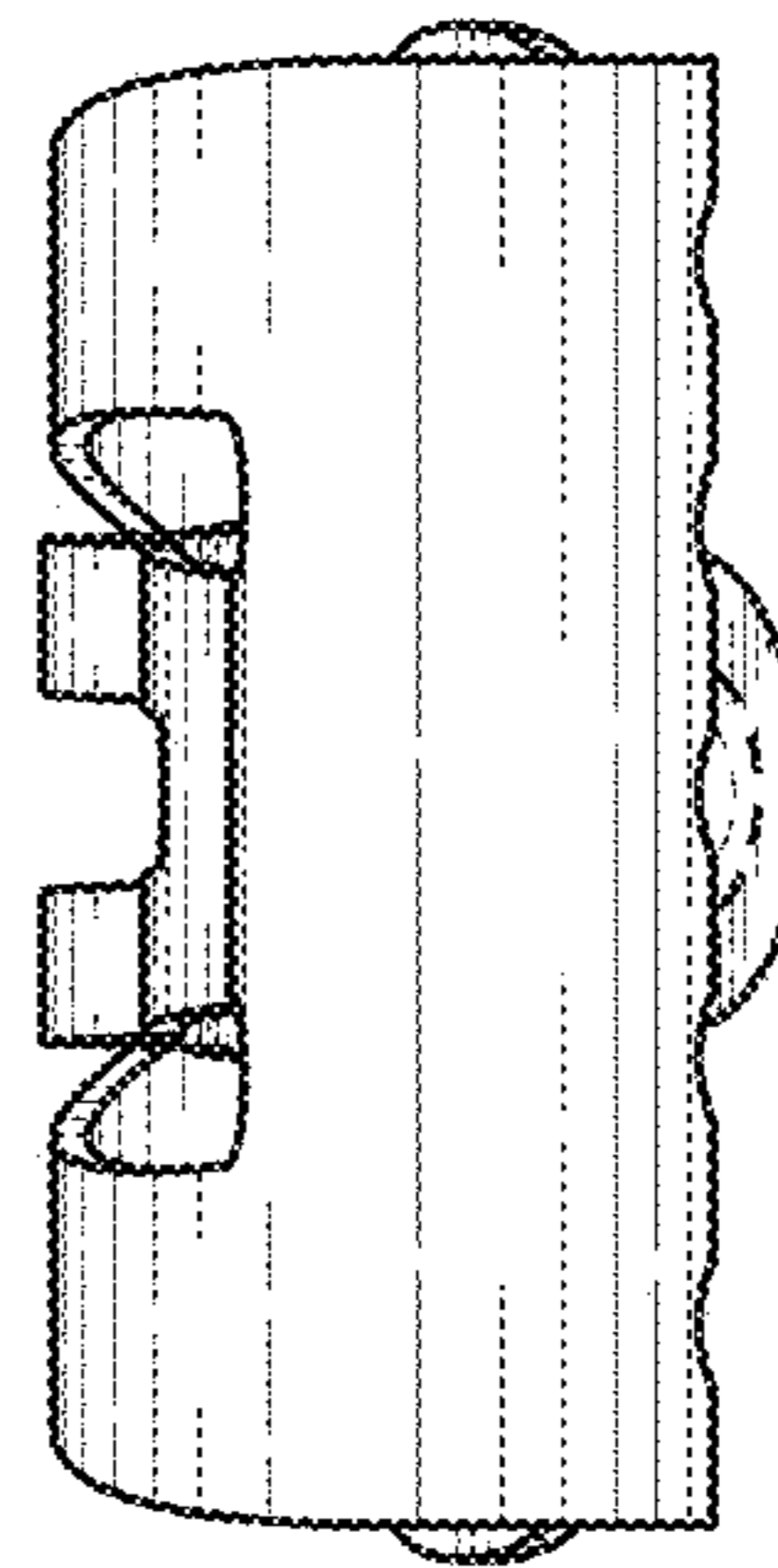


FIG. 5

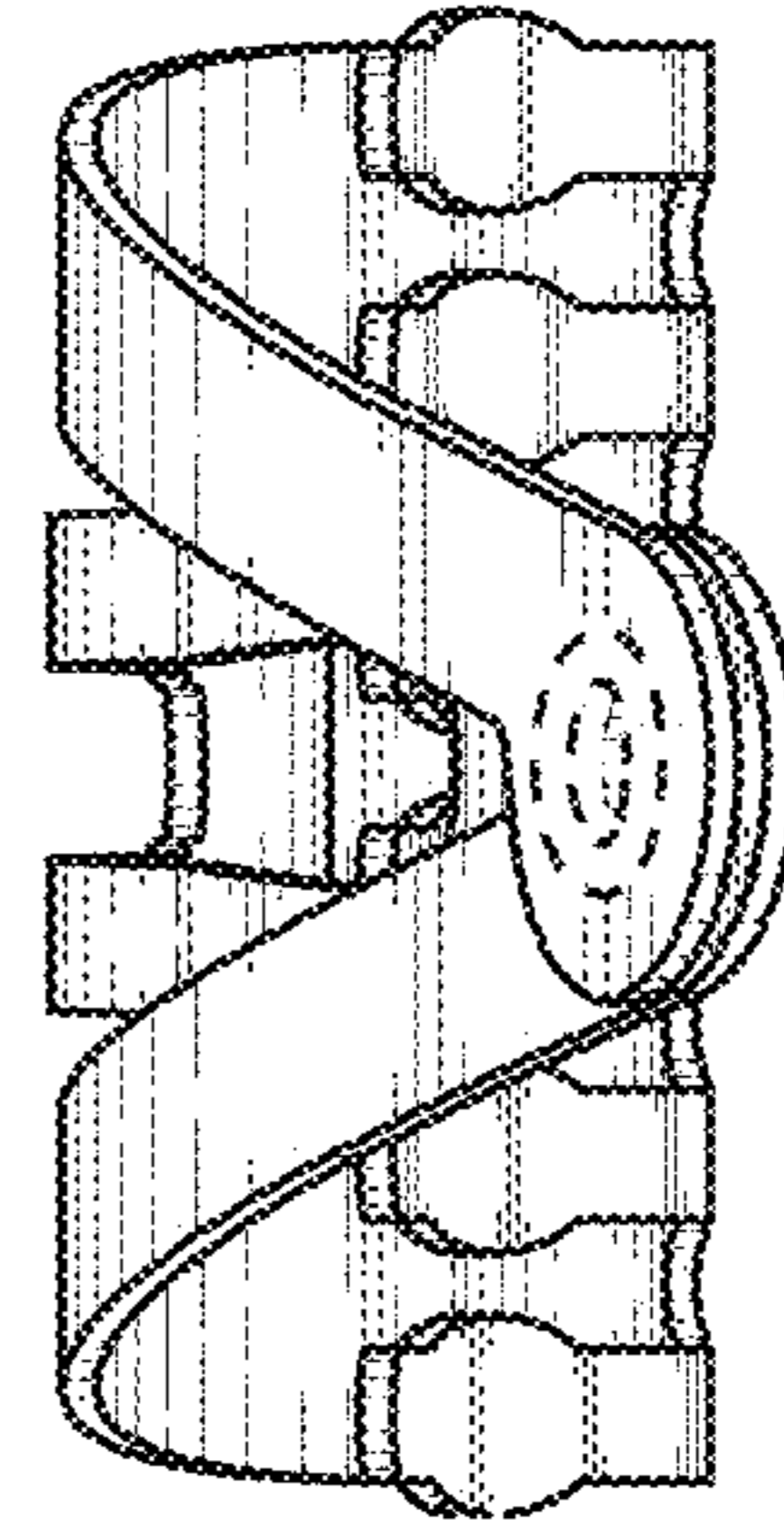


FIG. 6

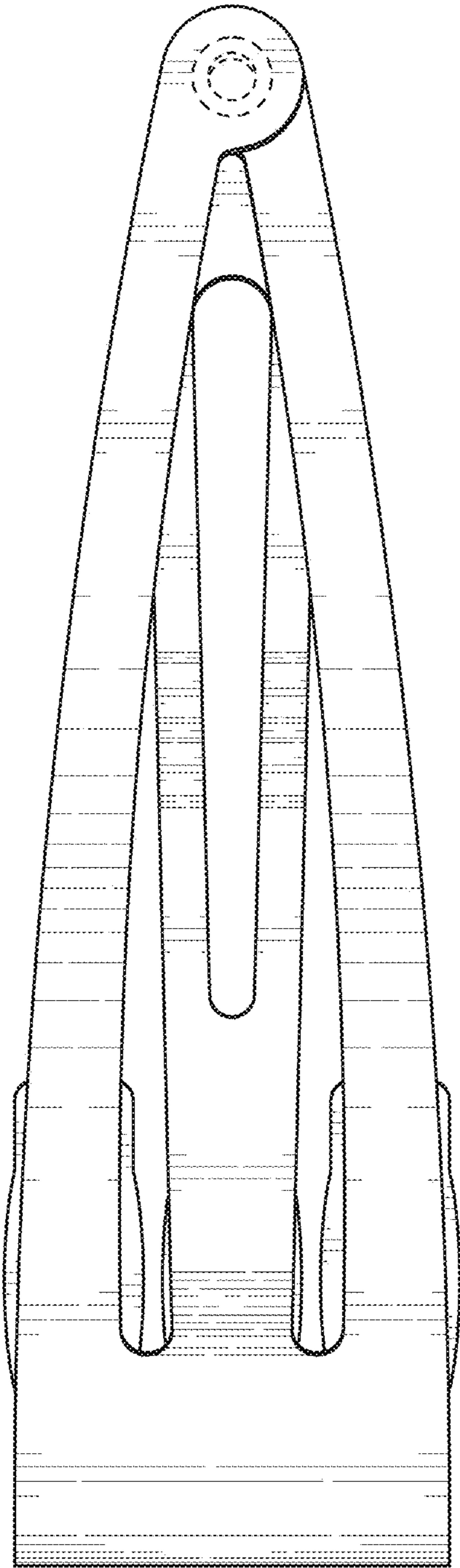


FIG. 7

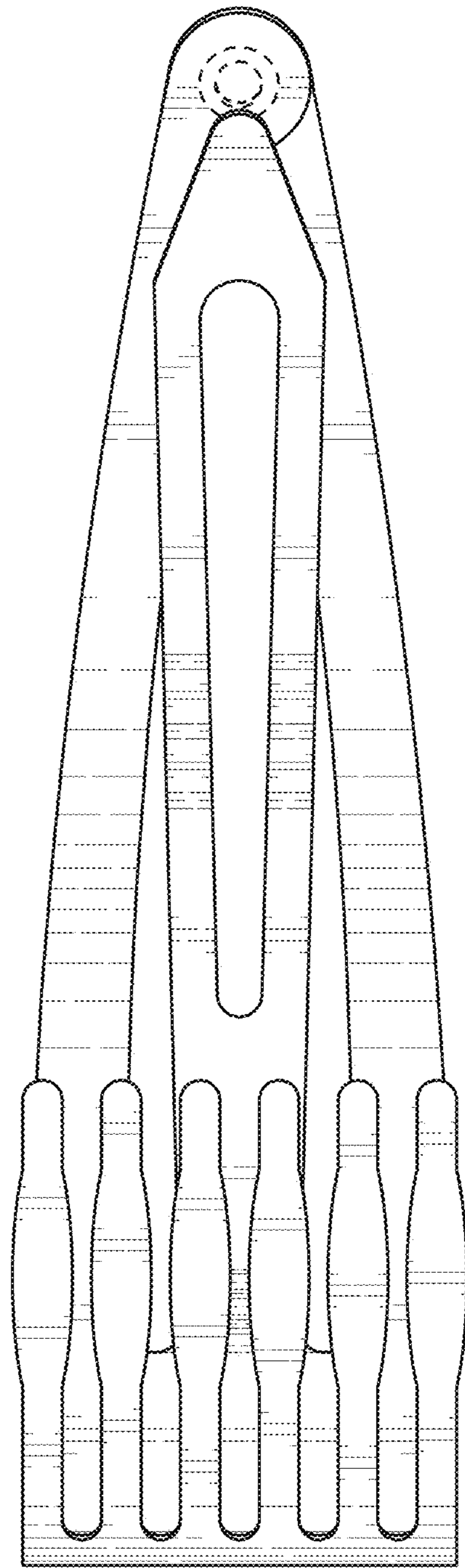


FIG. 8