



US00D887637S

(12) **United States Design Patent**  
**Hsu**

(10) **Patent No.:** **US D887,637 S**  
(45) **Date of Patent:** **\*\* Jun. 16, 2020**

(54) **HAIR COMB**

(71) Applicant: **Shih-Ling Hsu**, Tainan (TW)

(72) Inventor: **Shih-Ling Hsu**, Tainan (TW)

(\*\*) Term: **15 Years**

(21) Appl. No.: **29/662,470**

(22) Filed: **Sep. 5, 2018**

(51) **LOC (12) Cl.** ..... **28-03**

(52) **U.S. Cl.**  
USPC ..... **D28/21**

(58) **Field of Classification Search**

USPC ..... D28/13, 19, 21, 22, 23, 24, 25, 27, 28,  
D28/29, 30, 31, 32, 33, 34, 44, 45, 49,  
D28/50, 51, 52, 53, 54, 63, 74; D4/101,  
D4/102, 105, 106, 109, 110, 111, 112,  
D4/117, 128, 130, 131, 132, 133, 134, 13,  
D4/136, 138  
CPC ..... A46B 2200/01; A46B 2200/1046; A46B  
2200/104; A46B 2200/1066; A46B  
2200/20; A46B 2200/30; A46B 2200/10;  
A46B 2200/1026; A46B 2200/1033;  
A46B 1/00; A46B 3/00; A46B 5/00;  
A46B 7/00; A46B 9/00; A46B 11/00;  
A46B 13/00; A46B 15/00; A46B 17/00  
See application file for complete search history.

(56) **References Cited**

**U.S. PATENT DOCUMENTS**

1,614,631 A \* 1/1927 Sendlbeck ..... A45D 24/04  
132/136  
2,474,212 A \* 6/1949 Benco ..... A45D 24/04  
132/138

D199,657 S \* 11/1964 Vallis ..... D28/21  
D251,073 S \* 2/1979 Whiteman ..... D28/25  
D367,728 S \* 3/1996 Bozak ..... D28/21  
D429,378 S \* 8/2000 Wu ..... D28/24  
D471,319 S \* 3/2003 Kim ..... D28/21  
D502,290 S \* 2/2005 Eddinger ..... D28/29  
D559,444 S \* 1/2008 Chudzik ..... D28/21  
D796,741 S \* 9/2017 Burton ..... D28/21  
2016/0286929 A1 \* 10/2016 Delabastide ..... A45D 24/26  
2016/0367009 A1 \* 12/2016 Cacciabauda ..... A45D 24/36

\* cited by examiner

*Primary Examiner* — Michelle E. Wilson

*Assistant Examiner* — Messina L Smith

(74) *Attorney, Agent, or Firm* — Sinorica, LLC

(57) **CLAIM**

The ornamental design for a hair comb, as shown and described.

**DESCRIPTION**

FIG. 1 is a perspective view of a hair comb showing my new design;

FIG. 2 is a front elevational view;

FIG. 3 is a rear elevational view;

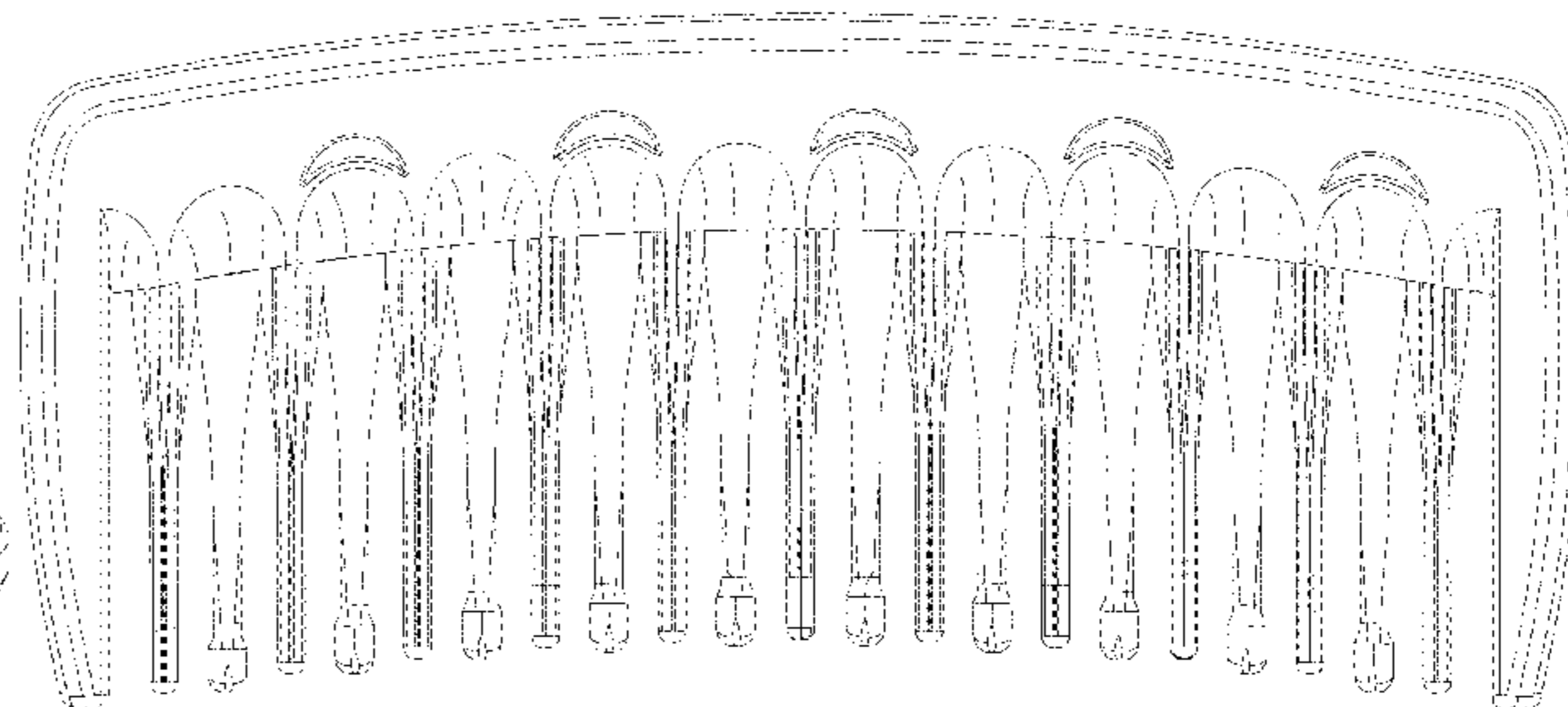
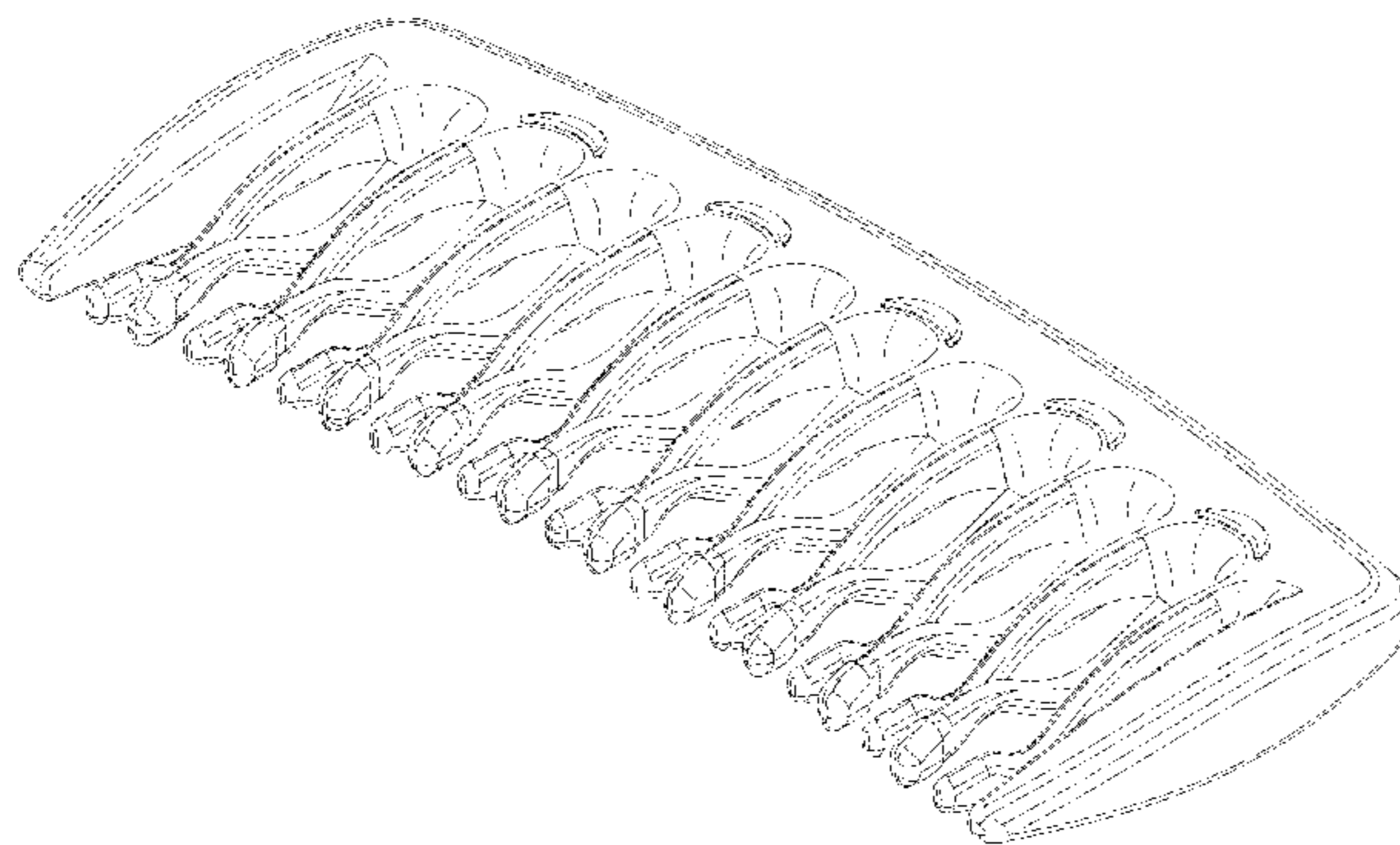
FIG. 4 is a left side elevational view;

FIG. 5 is a right side elevational view;

FIG. 6 is a top plan view; and,

FIG. 7 is a bottom plan view.

**1 Claim, 7 Drawing Sheets**



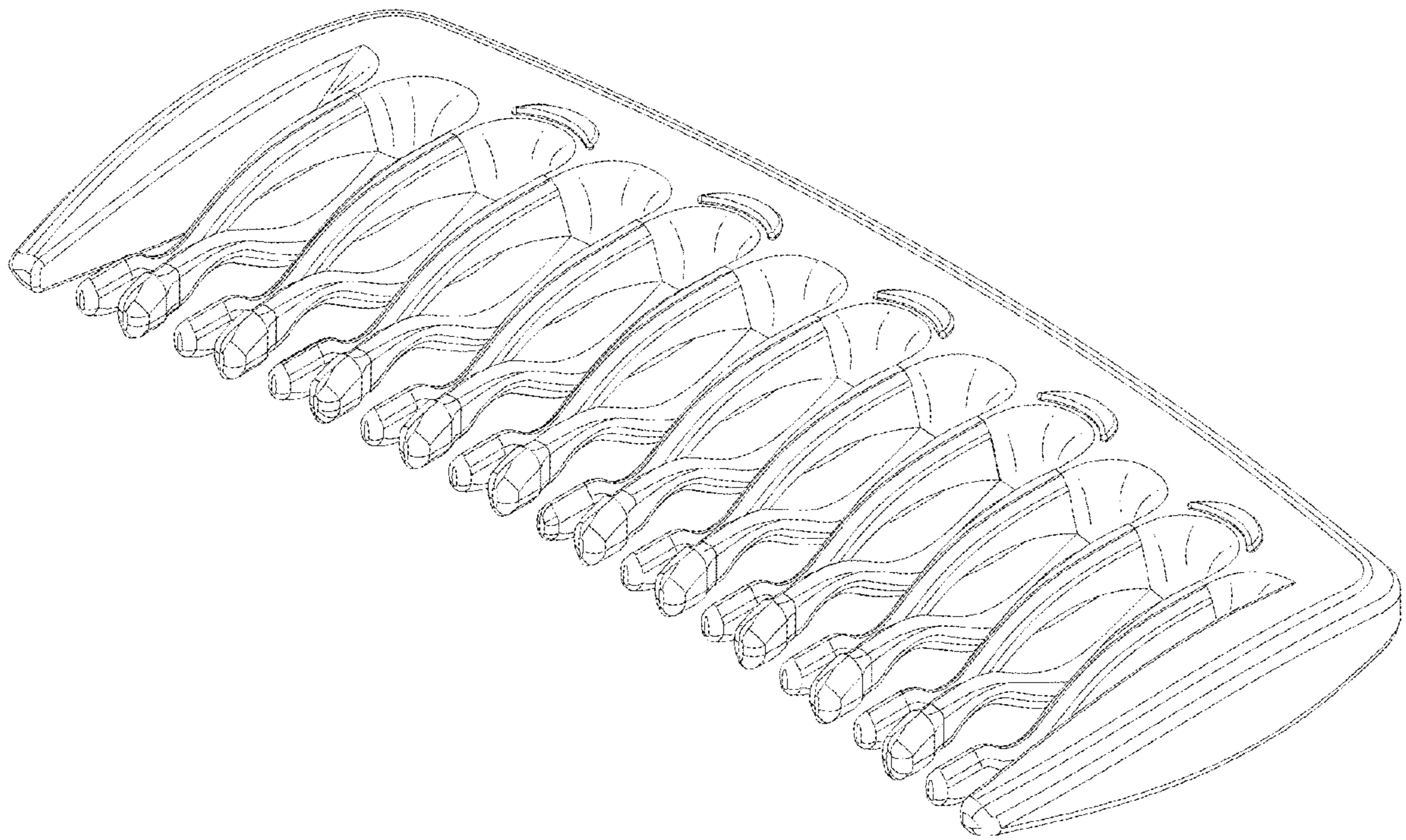


FIG. 1

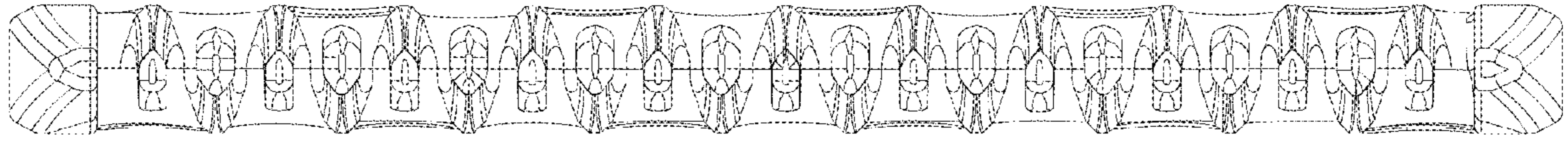


FIG. 2

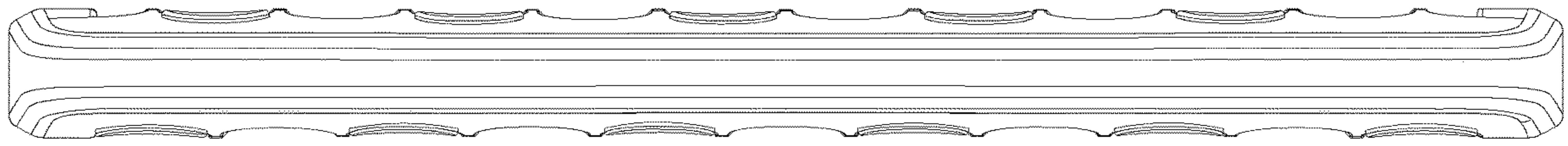


FIG. 3

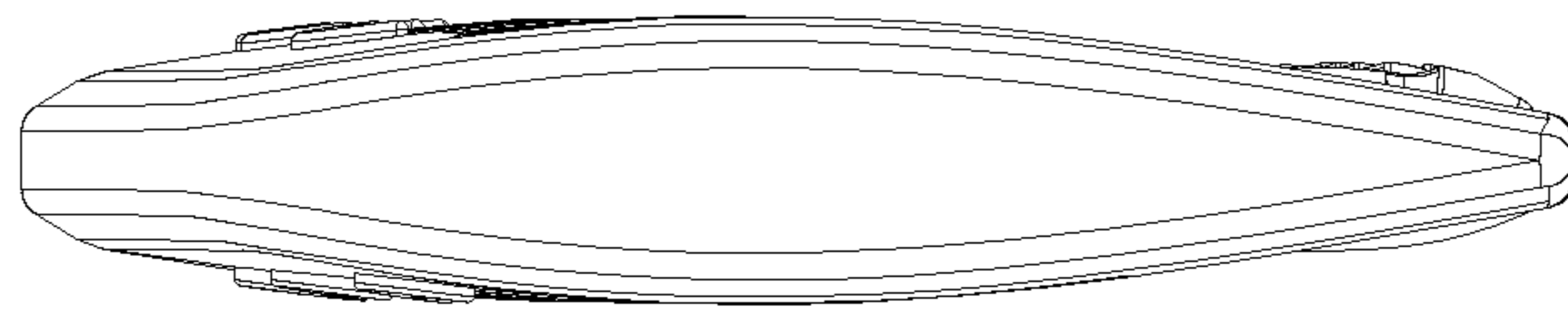


FIG. 4

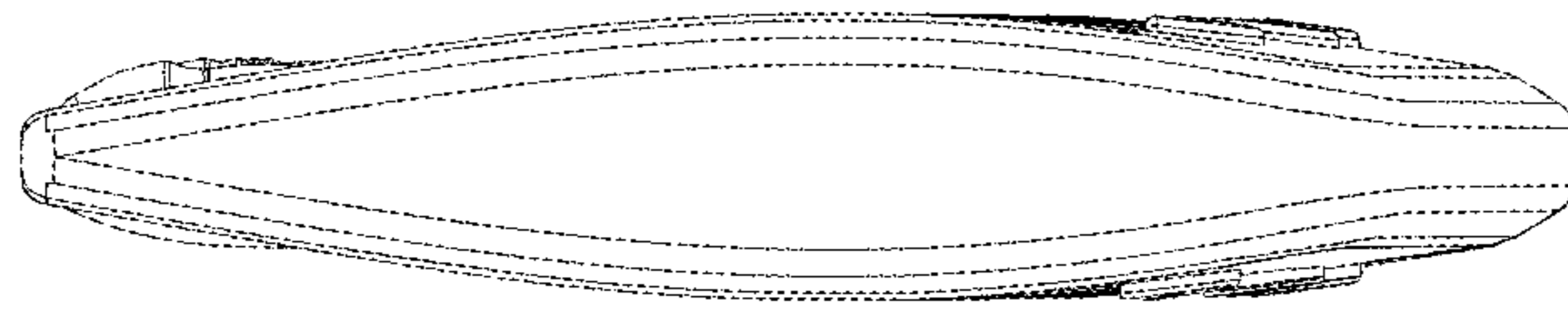


FIG. 5

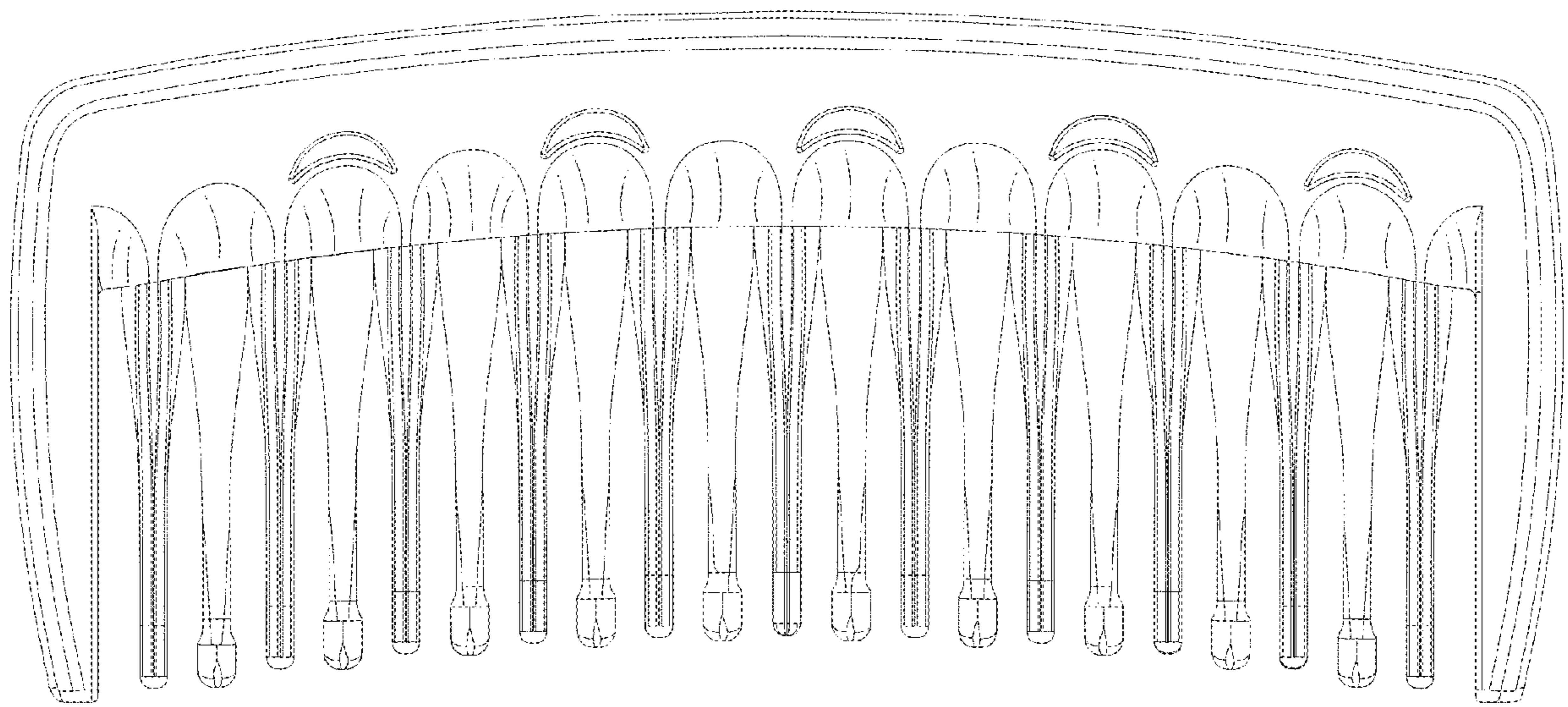


FIG. 6

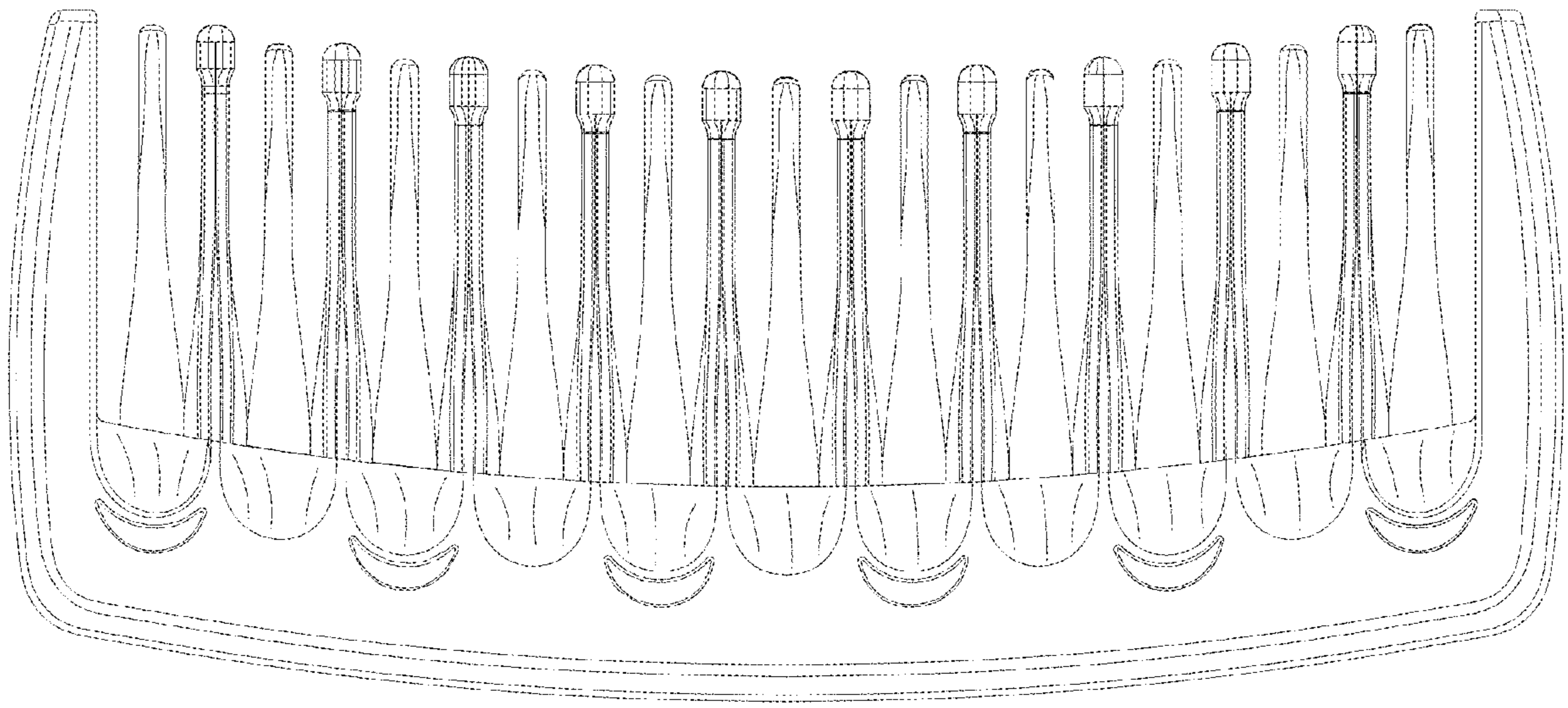


FIG. 7