



US00D887626S

(12) **United States Design Patent**  
**Zou**

(10) **Patent No.:** **US D887,626 S**  
(45) **Date of Patent:** **\*\* Jun. 16, 2020**

(54) **LED FIXTURE**

(56) **References Cited**

(71) Applicant: **ZHONGSHAN DARKOO OPTICAL CO., LTD.**, Zhongshan (CN)

U.S. PATENT DOCUMENTS

(72) Inventor: **Dawei Zou**, Xingye County (CN)

D602,628 S *	10/2009	Benensohn .....	D26/61
D753,334 S *	4/2016	Wei .....	D26/120
D789,594 S *	6/2017	Goltche .....	D26/120
D792,639 S *	7/2017	Deyaf .....	D26/120
D807,569 S *	1/2018	Marcoux .....	D26/120

(73) Assignee: **ZHONGSHAN DARKOO OPTICAL CO., LTD.**, Zhongshan (CN)

\* cited by examiner

(\*\*) Term: **15 Years**

*Primary Examiner* — Brian N. Vinson

(21) Appl. No.: **29/650,324**

(57) **CLAIM**

The ornamental design for a LED fixture, as shown and described.

(22) Filed: **Jun. 6, 2018**

**DESCRIPTION**

(51) **LOC (12) Cl.** ..... **26-99**


(52) **U.S. Cl.**  
USPC ..... **D26/120**

(58) **Field of Classification Search**  
USPC .... D26/120, 118, 47, 73, 94, 113, 122, 125,  
D26/128, 147, 72, 28; D10/114.4, 114.31  
CPC . B60R 1/12; F21V 11/00; F21V 21/02; F21V  
5/04; F21V 5/08

FIG. 1 is a perspective view showing my design;  
FIG. 2 is a front view thereof;  
FIG. 3 is a rear view thereof;  
FIG. 4 is a right view thereof;  
FIG. 5 is a left view thereof;  
FIG. 6 is a top view thereof; and,  
FIG. 7 is a bottom view thereof.

See application file for complete search history.

**1 Claim, 7 Drawing Sheets**






FIG. 1




FIG. 2






FIG. 3

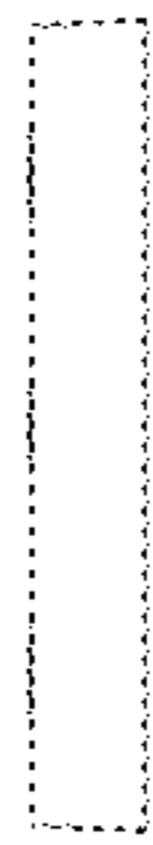


FIG. 4

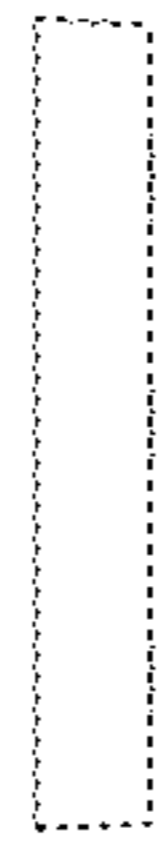



FIG. 5



**FIG. 6**




FIG. 7