



US00D887582S

(12) **United States Design Patent**
Dueck et al.

(10) **Patent No.:** **US D887,582 S**
(45) **Date of Patent:** **** Jun. 16, 2020**

(54) **CONCRETE PAVER SLAB**

FOREIGN PATENT DOCUMENTS

(71) Applicant: **CORNERSTONE WALL SOLUTIONS INC.**, Vancouver (CA)

CA 178197 * 7/2018

(72) Inventors: **Vernon John Dueck**, Vancouver (CA);
Alain Romeo Michaud, Calgary (CA)

OTHER PUBLICATIONS

Grassnpave <https://grassnpave.com/> Aug. 6, 2018 (Year: 2018).*

(**) Term: **15 Years**

* cited by examiner

(21) Appl. No.: **29/662,201**

Primary Examiner — Leanne Was-Englehart

(22) Filed: **Sep. 4, 2018**

(51) **LOC (12) Cl.** **25-01**

(52) **U.S. Cl.**
USPC **D25/113**

(57) **CLAIM**

(58) **Field of Classification Search**
USPC D21/484-491, 499-504; D25/112-118,
D25/138, 139, 140, 143, 144, 157-162
CPC E01C 5/00; E01C 2201/06; E04F 15/02;
E04F 13/0873; E04F 13/147; E04F
13/165

The ornamental design for a concrete paver slab, as shown and described.

See application file for complete search history.

DESCRIPTION

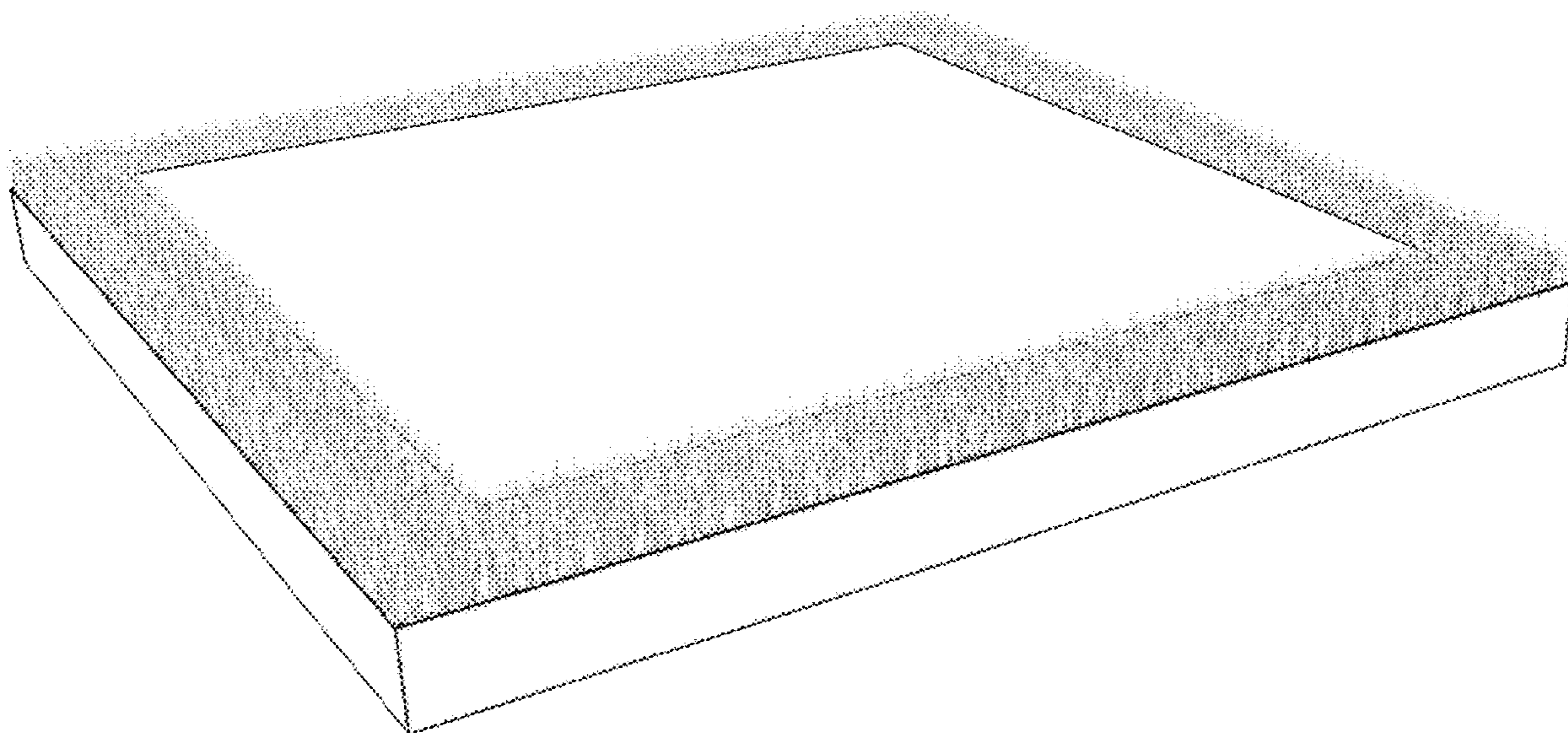
(56) **References Cited**

U.S. PATENT DOCUMENTS

D701,326 S * 3/2014 Riccobene D25/113
D844,855 S * 4/2019 Dueck D25/113
2003/0154676 A1 * 8/2003 Schwartz A47G 27/0293
52/391
2010/0068385 A1 * 3/2010 Fernback B32B 27/08
427/256

FIG. 1 is a top view of a concrete paver slab;
FIG. 2 is one side view thereof, each of the other three side views being identical thereto; and,
FIG. 3 is a perspective view thereof viewed from above one corner, each of the other three perspective views above the other three corners being identical thereto.

1 Claim, 2 Drawing Sheets






FIG. 1




FIG. 2

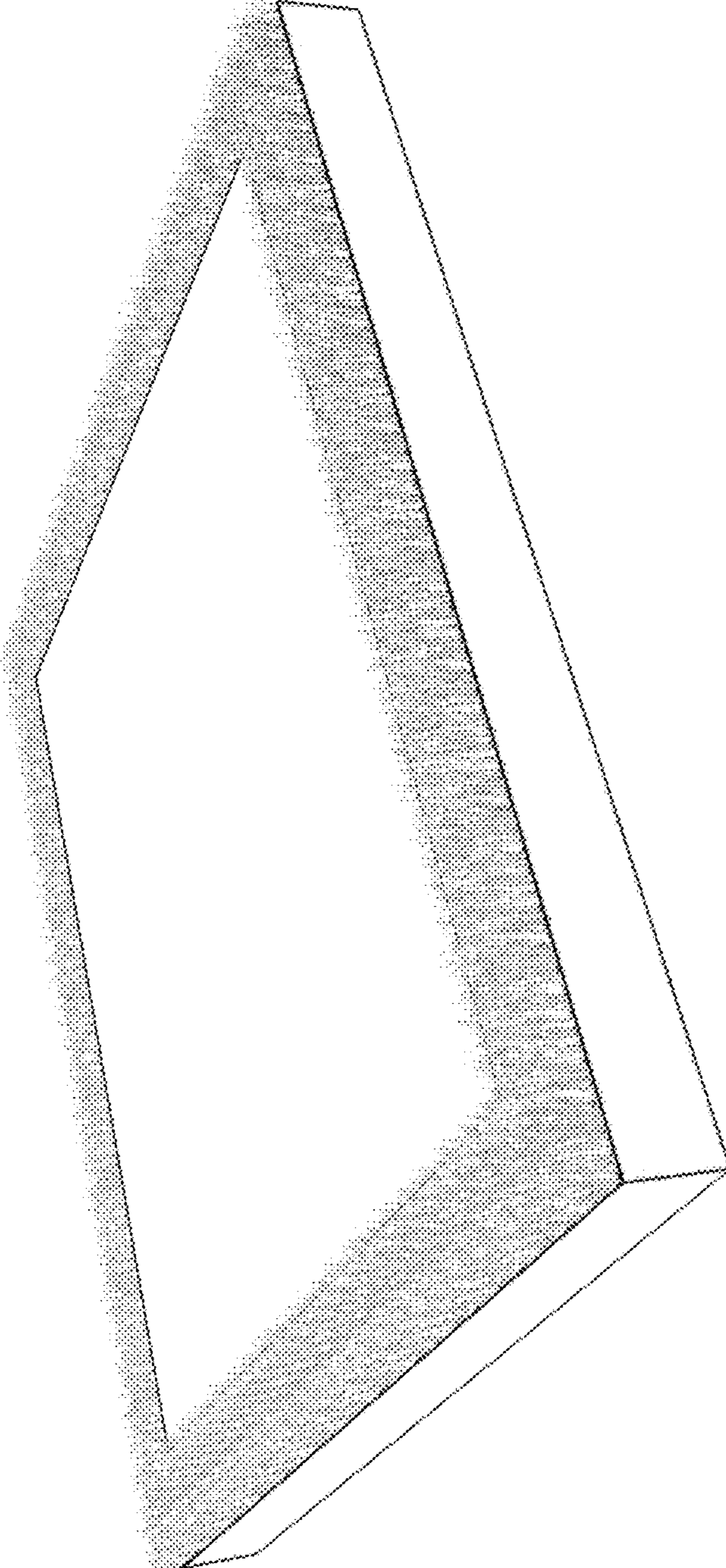


FIG. 3