



US00D887572S

(12) **United States Design Patent** (10) **Patent No.:** **US D887,572 S**
Matsushita (45) **Date of Patent:** **** Jun. 16, 2020**

(54) **SKIN MASSAGE ROLLER**
(71) Applicant: **MTG CO., LTD.**, Nagoya-shi, Aichi (JP)
(72) Inventor: **Tsuyoshi Matsushita**, Nagoya (JP)
(73) Assignee: **MTG CO., LTD.**, Nagoya-shi, Aichi (JP)
(**) Term: **15 Years**
(21) Appl. No.: **29/666,175**
(22) Filed: **Oct. 10, 2018**
(30) **Foreign Application Priority Data**
Apr. 11, 2018 (JP) 2018-007954
(51) **LOC (12) Cl.** **28-03**
(52) **U.S. Cl.**
USPC **D24/211**
(58) **Field of Classification Search**
USPC 601/19, 22, 40, 46, 52, 63, 99, 110–113, 601/118–120, 125, DIG. 12, 601/DIG. 14–DIG. 17; D24/200, 211, D24/212, 213, 214, 215; 600/38, 39, 40, 600/41
CPC A61H 15/0092; A61H 2015/0014; A61H 15/00
See application file for complete search history.

(56) **References Cited**
U.S. PATENT DOCUMENTS
D666,304 S * 8/2012 Matsushita D24/215
D669,998 S * 10/2012 Matsushita D24/215
D674,500 S * 1/2013 Matsushita D24/211
D725,788 S * 3/2015 Matsushita D24/211
D728,115 S * 4/2015 Matsushita D24/211
D820,466 S * 6/2018 Matsushita D24/215
D842,487 S * 3/2019 Matsushita D24/211

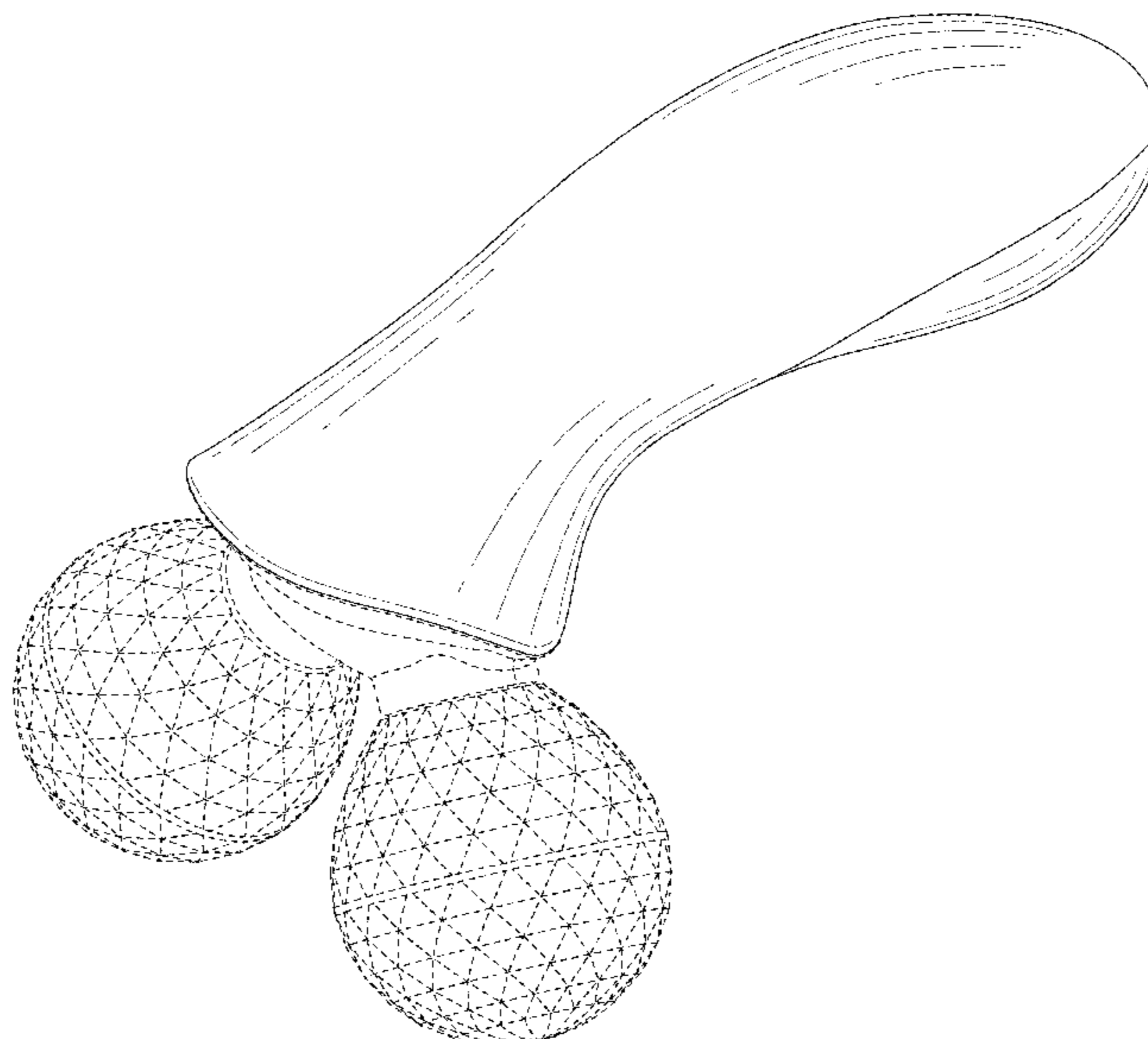
D844,797 S * 4/2019 Matsushita D24/211
D857,907 S * 8/2019 Luo D24/211
D857,908 S * 8/2019 Matsushita D24/211
D857,909 S * 8/2019 Matsushita D24/211
D865,206 S * 10/2019 Matsushita D24/211
D865,207 S * 10/2019 Matsushita D24/211
D865,208 S * 10/2019 Matsushita D24/211
D866,789 S * 11/2019 Yamazaki D24/215
D868,277 S * 11/2019 Yamazaki D24/211
D874,014 S * 1/2020 Matsushita D24/211
D874,666 S * 2/2020 Matsushita D24/211
2006/0276732 A1 * 12/2006 Chen A61H 15/0092
601/113
2014/0288473 A1 * 9/2014 Matsushita A61H 15/00
601/137
2018/0116903 A1 * 5/2018 Matsushita A61H 15/00
2018/0140500 A1 * 5/2018 Matsushita A61H 15/0092
2019/0008718 A1 * 1/2019 Matsushita A61H 15/0092

* cited by examiner
Primary Examiner — Cynthia Ramirez
Assistant Examiner — Michael A Maharajh
(74) *Attorney, Agent, or Firm* — Sughrue Mion, PLLC

(57) **CLAIM**
The ornamental design for a skin massage roller, as shown and described.

DESCRIPTION
FIG. 1 is a perspective view of a skin massage roller, showing my new design;
FIG. 2 is a front view, the rear view being a mirror image thereof;
FIG. 3 is a left side view thereof;
FIG. 4 is a right side view thereof;
FIG. 5 is a top view thereof; and,
FIG. 6 is a bottom view.
The broken lines shown are included for the purpose of illustrating the unclaimed portions of the skin massage roller and form no part of the claimed design.

1 Claim, 6 Drawing Sheets



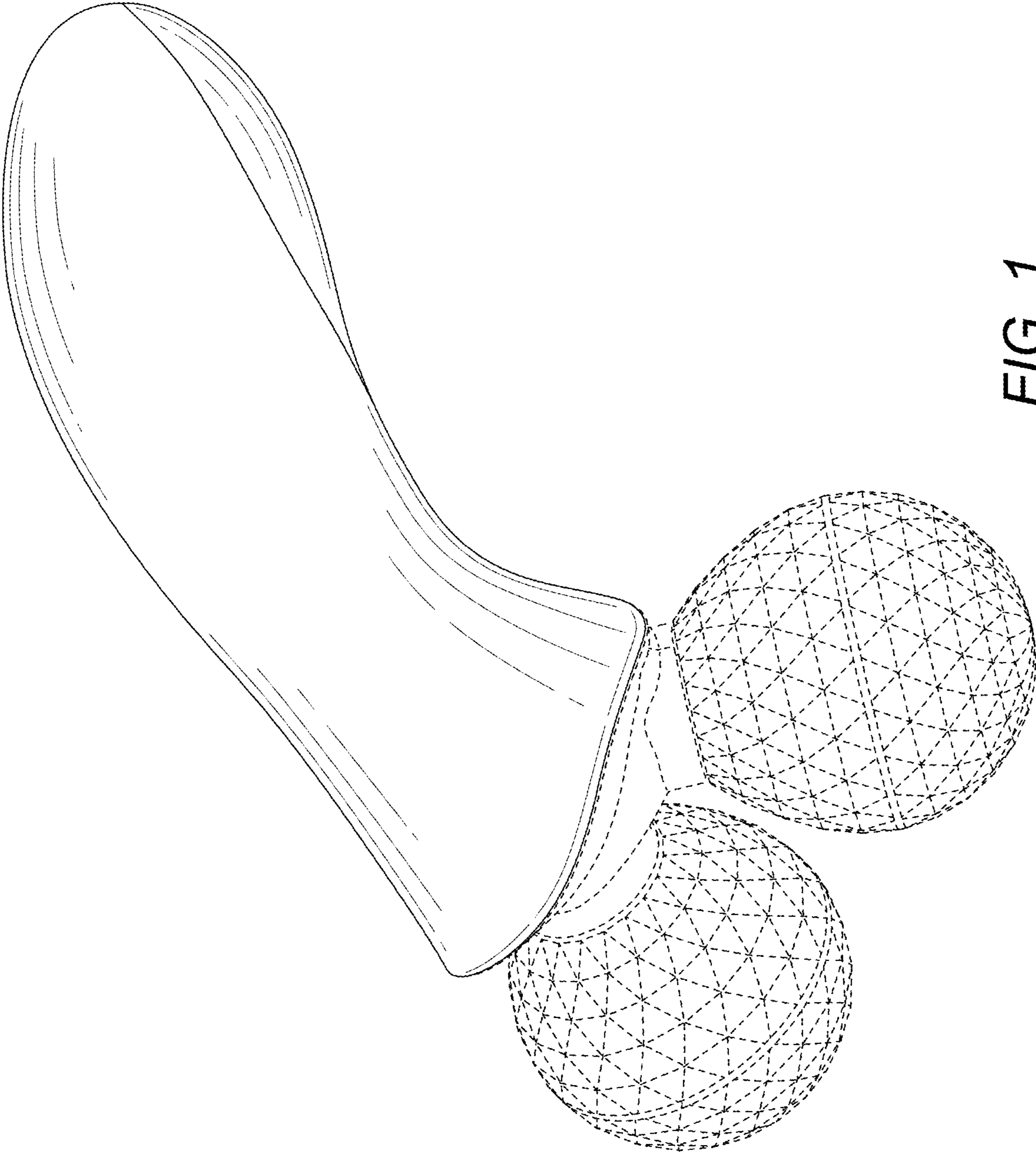


FIG. 1



FIG. 2

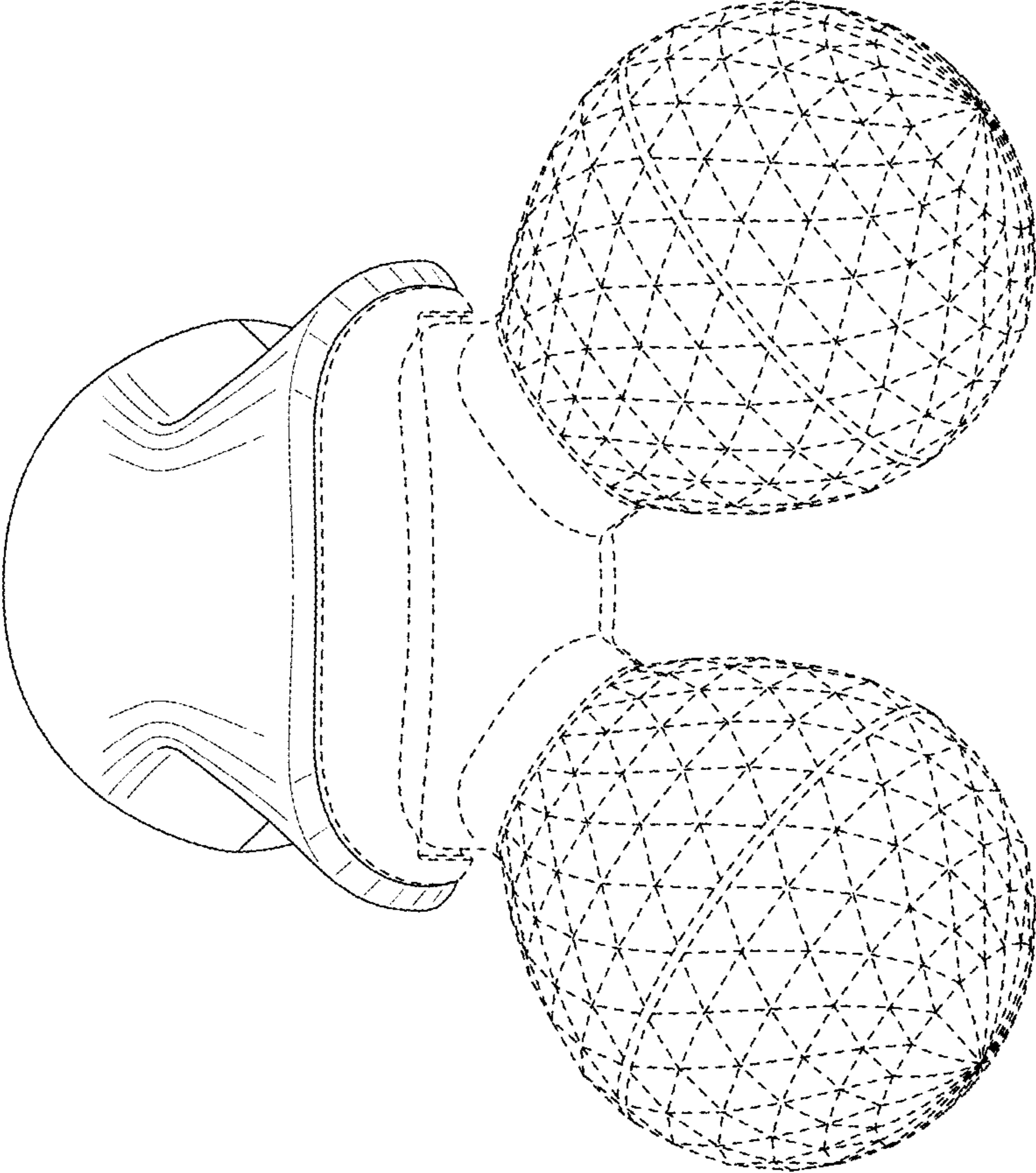


FIG. 3

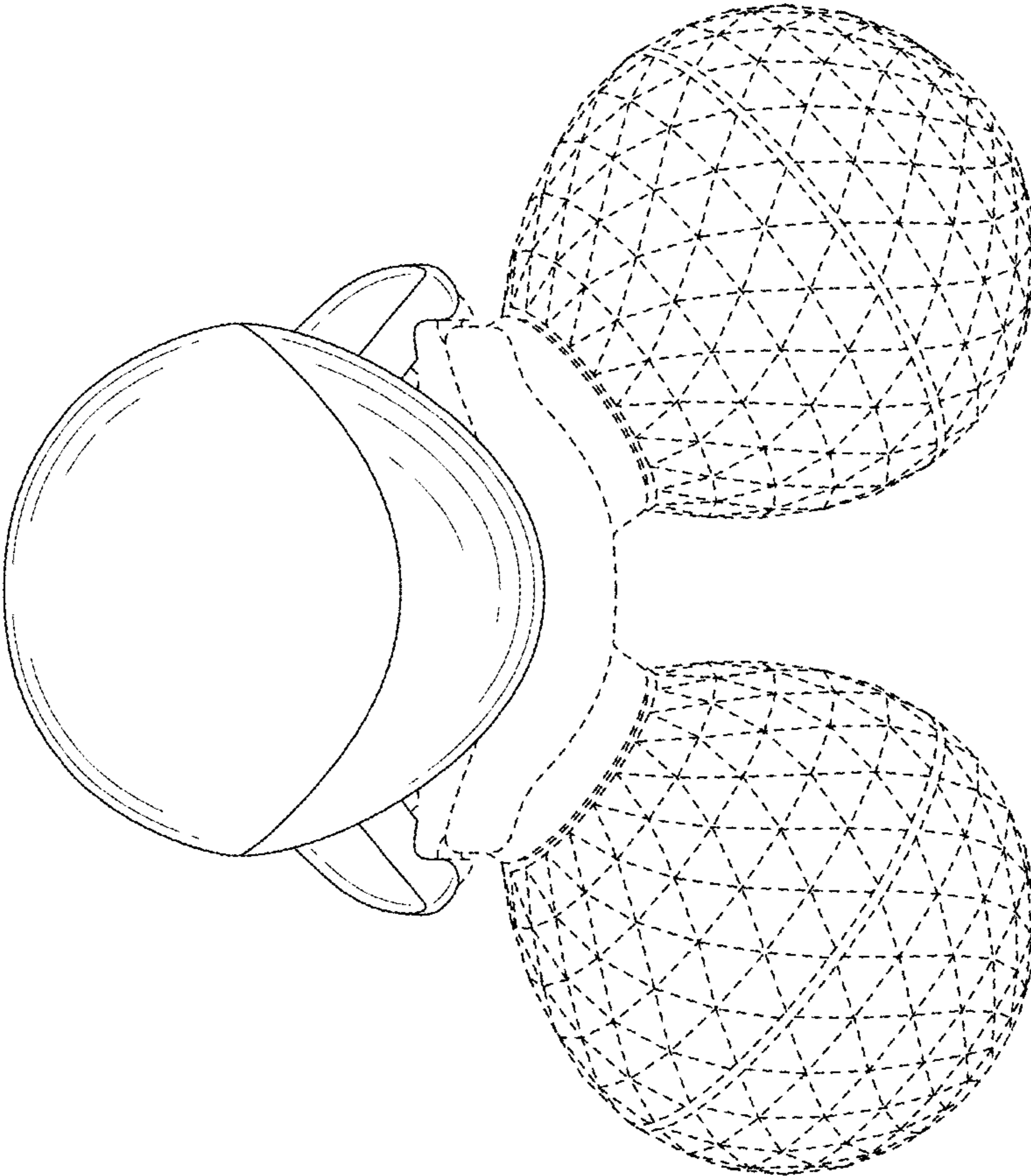


FIG. 4

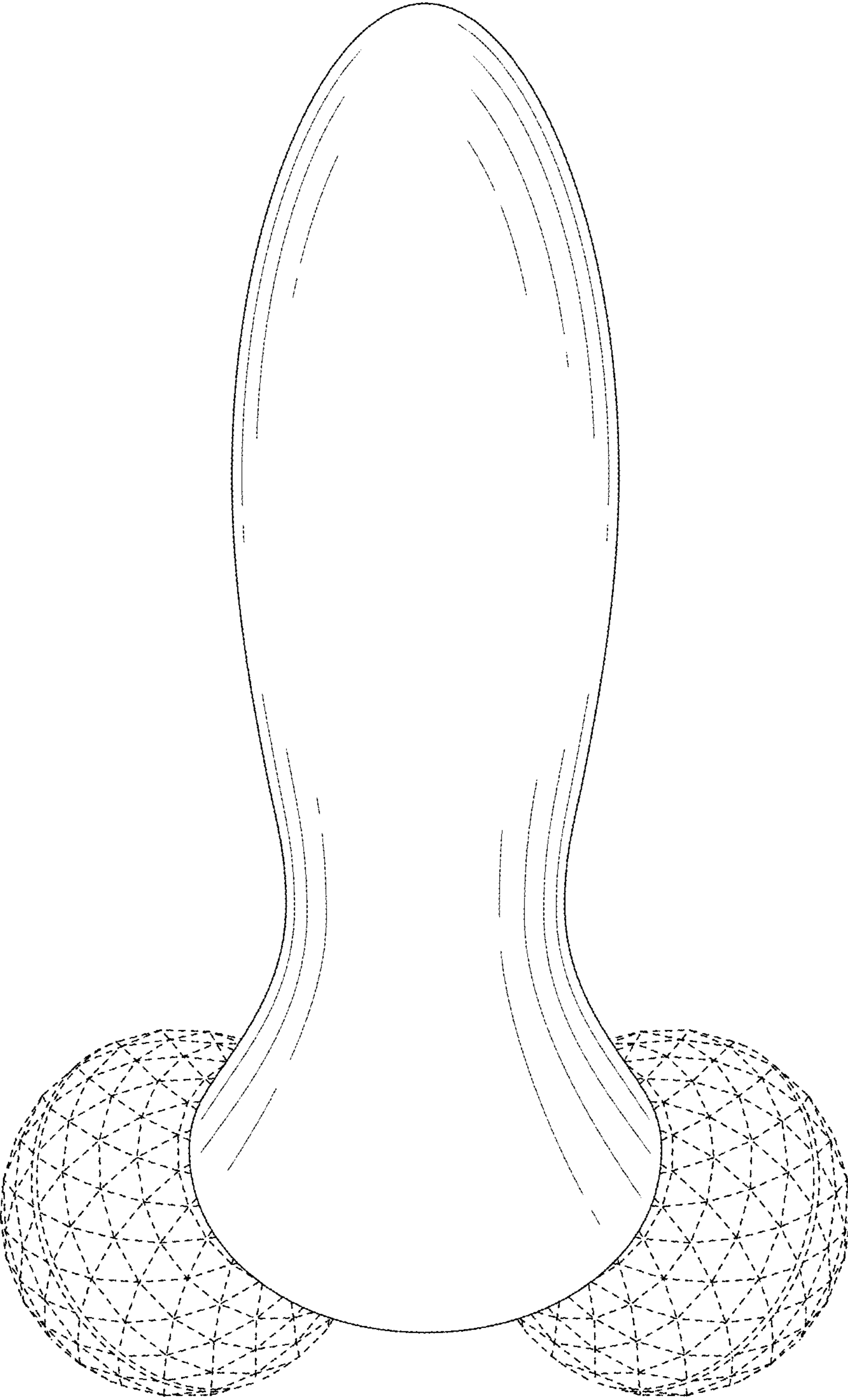


FIG. 5

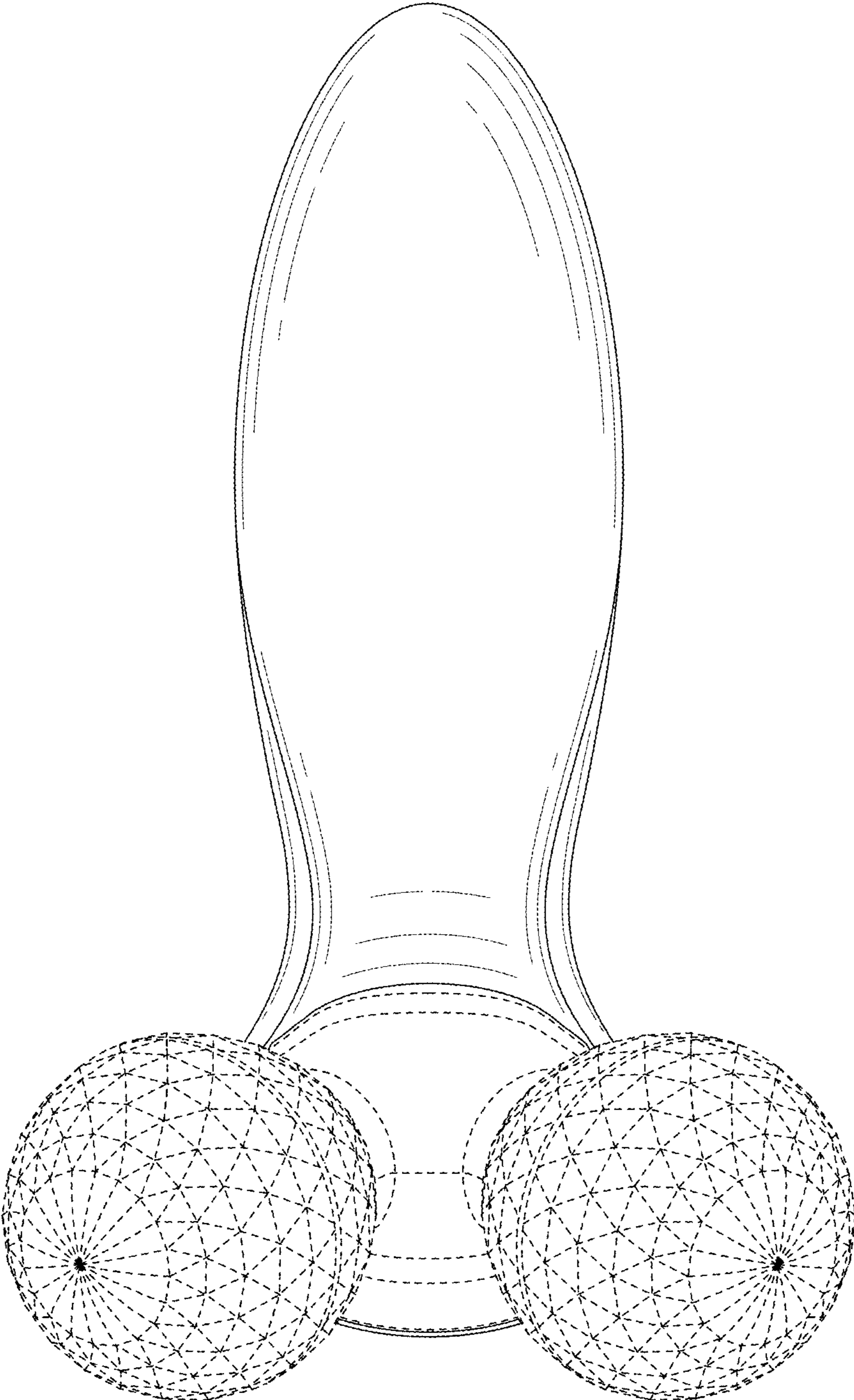


FIG. 6