



US00D887546S

(12) **United States Design Patent**
Lennertz et al.

(10) **Patent No.:** **US D887,546 S**
(45) **Date of Patent:** **** Jun. 16, 2020**

(54) **DISPOSABLE MEDICAL SUCTION DEVICE**

(71) Applicant: **Brainlab AG**, Munich (DE)

(72) Inventors: **Philippe Lennertz**, Munich (DE);
Andrew Ayala, Munich (DE); **Elmar Schlereth**, Munich (DE); **Elisah Pietersma**, Munich (DE)

(73) Assignee: **BRAINLAB AG**, Munich (DE)

(**) Term: **15 Years**

(21) Appl. No.: **29/653,104**

(22) Filed: **Jun. 12, 2018**

(30) **Foreign Application Priority Data**

Dec. 12, 2017 (EM) 004543999

(51) **LOC (12) Cl.** **24-02**

(52) **U.S. Cl.**
USPC **D24/112**

(58) **Field of Classification Search**
USPC D24/112-114, 108, 130, 127, 133, 186;
606/181, 185; 604/264, 523-528, 272,
604/164.01-164.11, 187, 93.01; 600/101,
600/139, 143; 128/200.24, 207.14,
128/207.15
CPC .. A61M 25/065; A61M 5/42; A61M 25/0612;
A61M 25/00; A61M 39/00; A61M 27/00;
A61M 25/0043; A61M 25/0067; A61M
25/0097; A61F 2/958
See application file for complete search history.

(56) **References Cited**

U.S. PATENT DOCUMENTS

5,876,384 A * 3/1999 Dragan A61C 17/04
433/91
D571,458 S * 6/2008 Kataoka D24/108

D674,082 S * 1/2013 Efinger D24/108
D685,466 S * 7/2013 Moshinsky D24/130
D713,027 S * 9/2014 Adams D24/112
D728,781 S * 5/2015 Pierson D24/112
D751,196 S * 3/2016 Wapler D24/133
D774,908 S * 12/2016 Eckstein D24/130
D776,259 S * 1/2017 Eldredge D24/112
D779,059 S * 2/2017 Nino D24/133
D806,861 S * 1/2018 Amano D24/112
D809,123 S * 1/2018 Ishikawa D24/108
D831,210 S * 10/2018 Nelson D24/146

* cited by examiner

Primary Examiner — David G Muller

(74) *Attorney, Agent, or Firm* — Middleton Reutlinger

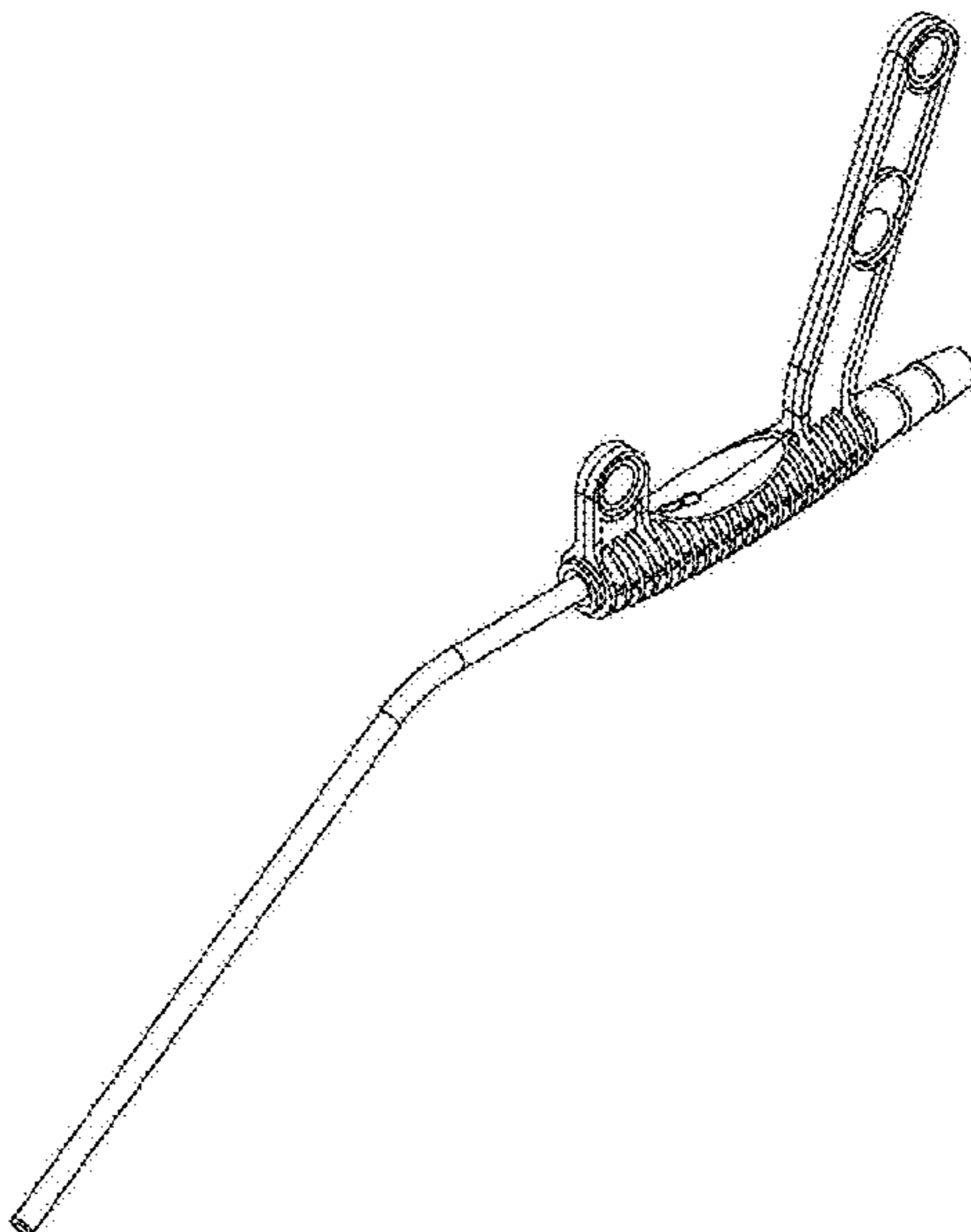
(57) **CLAIM**

The ornamental design for a disposable medical suction device, as shown and described.

DESCRIPTION

FIG. 1 is a top perspective view of a disposable medical suction device showing the new design;
FIG. 2 is a bottom perspective view of the disposable medical suction device of FIG. 1;
FIG. 3 is a left side view of the disposable medical suction device of FIG. 1;
FIG. 4 is a front end view of the disposable medical suction device of FIG. 1;
FIG. 5 is a right side view of the disposable medical suction device of FIG. 1;
FIG. 6 is a top view of the disposable medical suction device of FIG. 1; and,
FIG. 7 is a bottom view of the disposable medical suction device of FIG. 1.

1 Claim, 7 Drawing Sheets



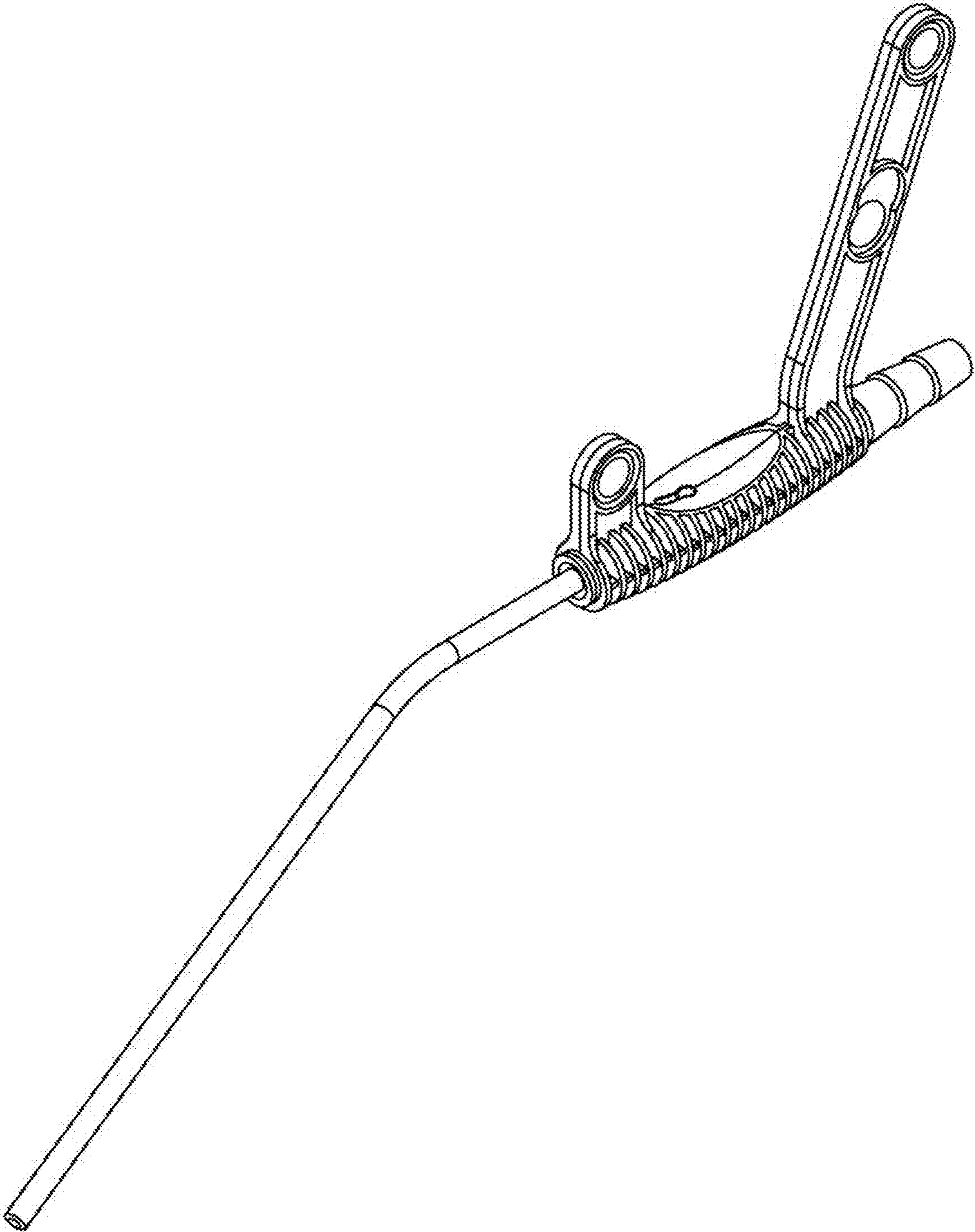


FIG. 1

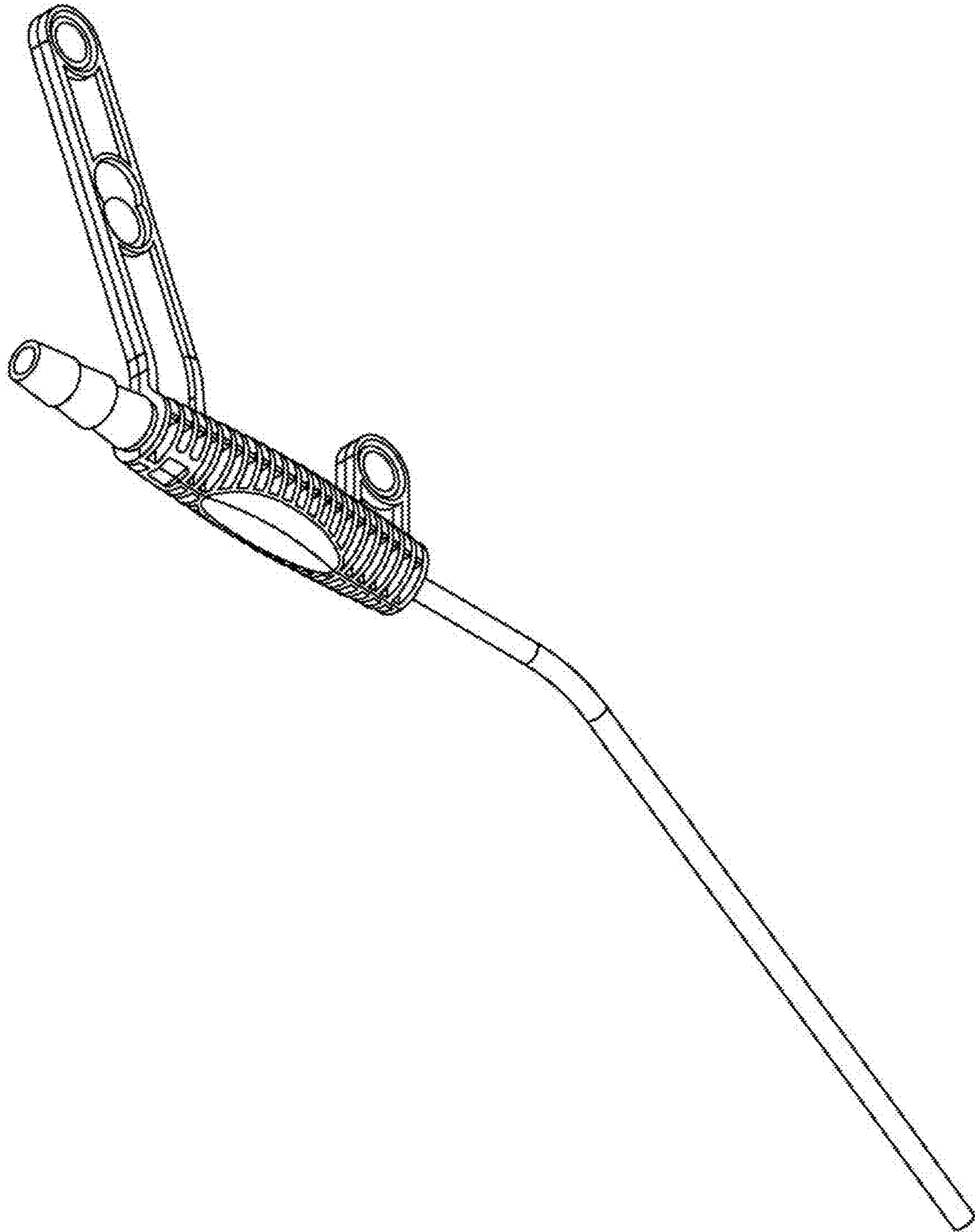


FIG. 2

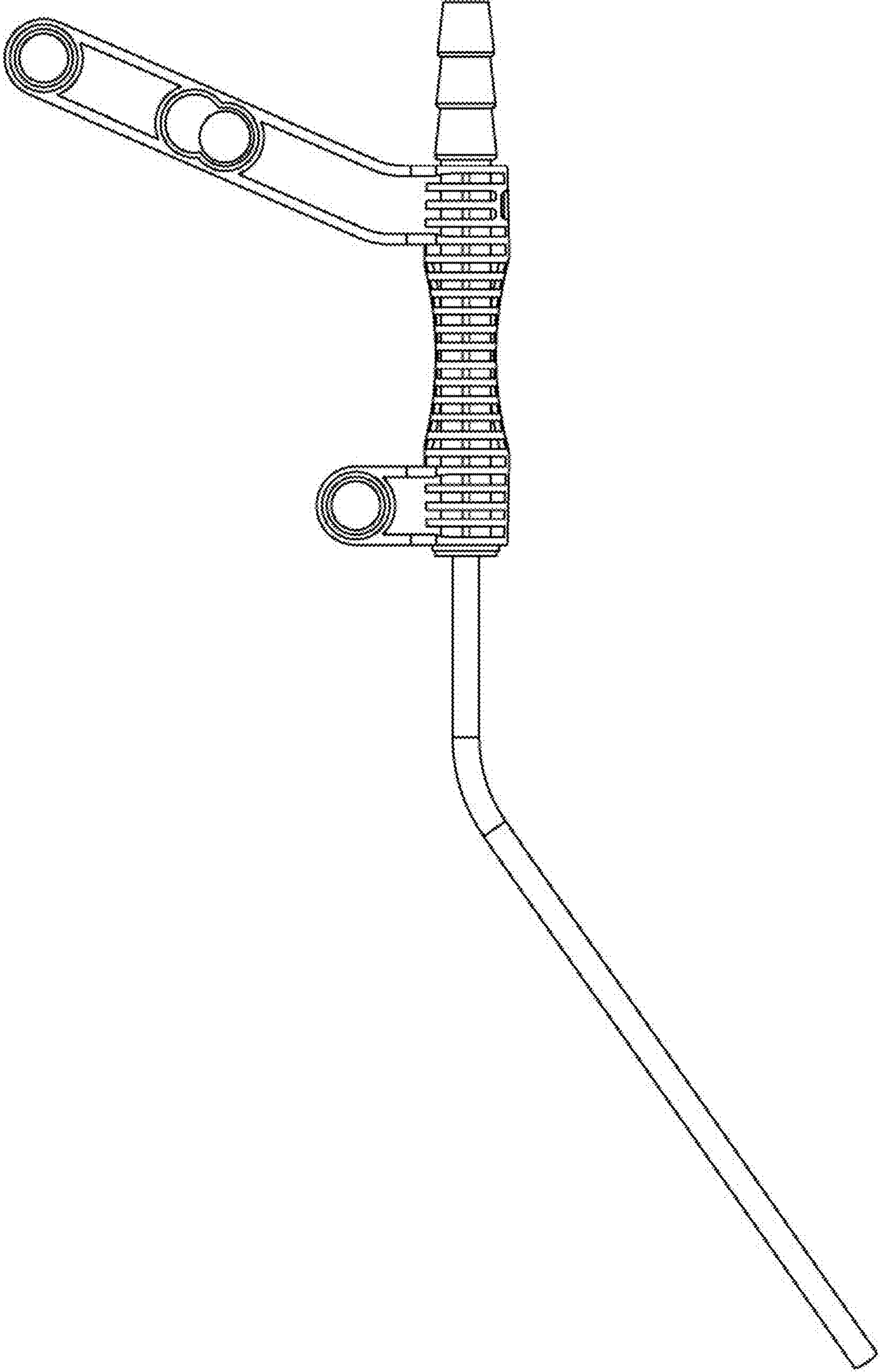


FIG. 3

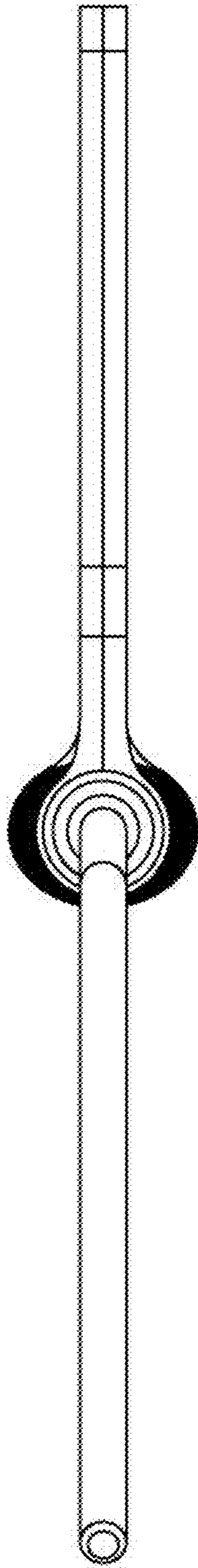


FIG. 4

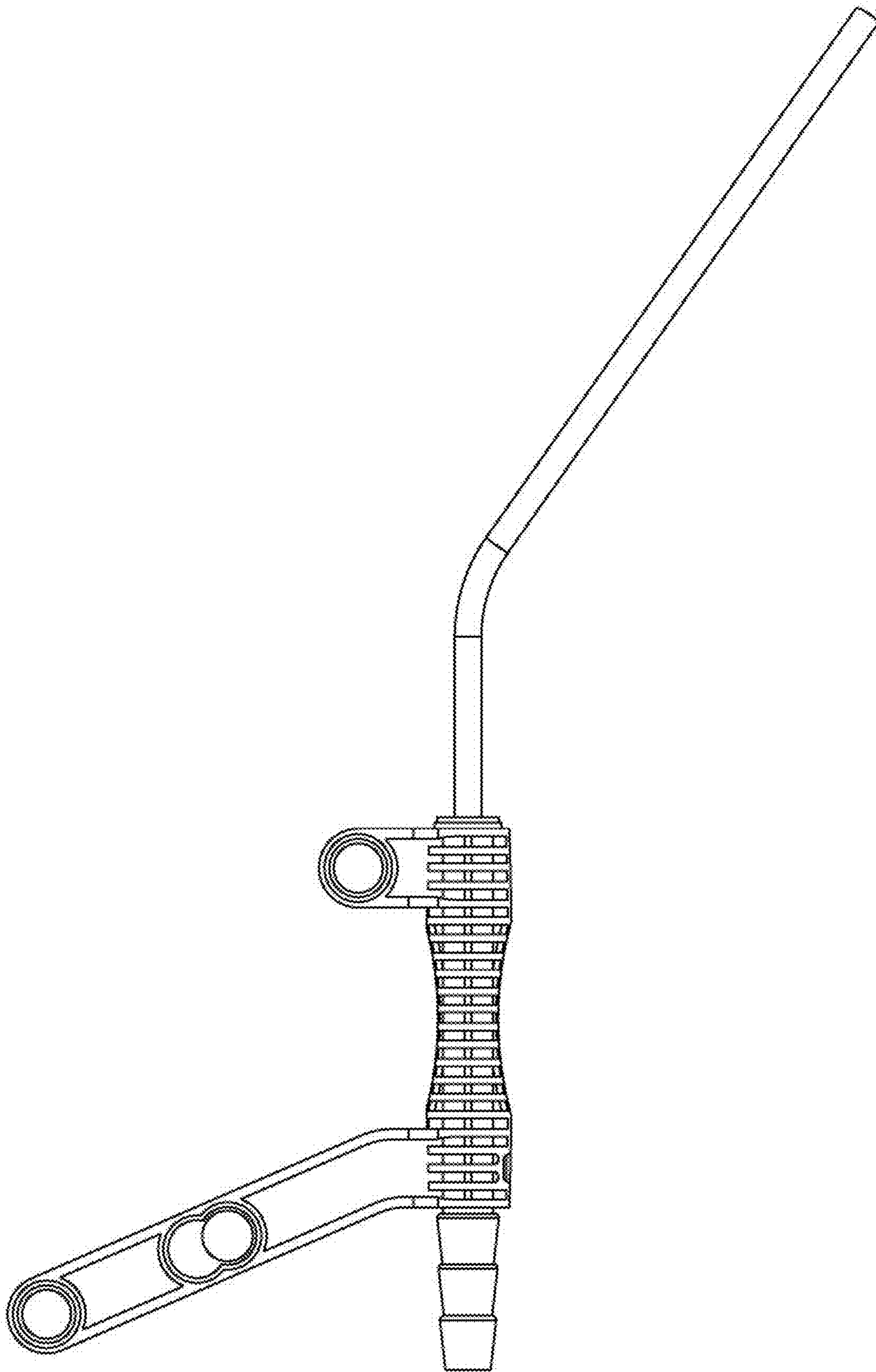


FIG. 5

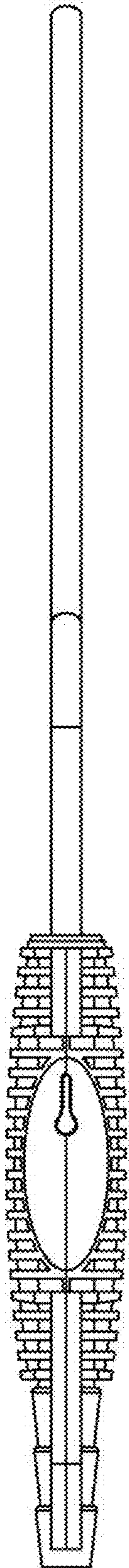


FIG. 6

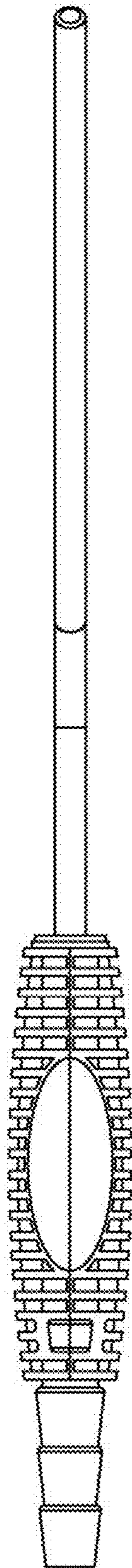


FIG. 7