



US00D887539S

(12) **United States Design Patent**
Kim et al.

(10) **Patent No.:** **US D887,539 S**
(45) **Date of Patent:** **** Jun. 16, 2020**

(54) **AIR CONDITIONER**

(71) Applicant: **SAMSUNG ELECTRONICS CO., LTD.**, Gyeonggi-do (KR)

(72) Inventors: **Tae Han Kim**, Gyeonggi-do (KR);
Min-Kyung Choi, Gyeonggi-do (KR);
Jin Sun Park, Gyeonggi-do (KR)

(73) Assignee: **SAMSUNG ELECTRONICS CO., LTD.**, Gyeonggi-Do (KR)

(**) Term: **15 Years**

(21) Appl. No.: **29/685,526**

(22) Filed: **Mar. 28, 2019**

(30) **Foreign Application Priority Data**

Dec. 20, 2018 (KR) 30-2018-0060591

(51) **LOC (12) Cl.** **23-04**

(52) **U.S. Cl.**
USPC **D23/351**

(58) **Field of Classification Search**
USPC D23/333, 351-354, 388
CPC F24F 1/00; F24F 1/0007; F24F 1/02; F24F 1/08; F24F 1/42; F24F 1/56; F24F 1/60; F24F 3/044; F24F 3/048; F24F 3/16; G05D 23/1905; G05D 23/1932; G05D 23/1902; G05D 23/1931; G05B 19/0426; G05B 19/409; G05B 15/02
See application file for complete search history.

(56) **References Cited**

U.S. PATENT DOCUMENTS

D580,031 S * 11/2008 Kim D23/351
D580,032 S * 11/2008 Kim D23/351
D689,994 S * 9/2013 Jun D23/351
D701,596 S * 3/2014 Yoo D23/351
D717,419 S * 11/2014 Choi D23/351

D735,843 S * 8/2015 Sunwoo D23/333
D778,416 S * 2/2017 Bu D23/351
D797,268 S * 9/2017 Park D23/351
D799,656 S * 10/2017 Park D23/351

(Continued)

FOREIGN PATENT DOCUMENTS

CN 303844419 S 9/2016
CN 304105970 S 4/2017

(Continued)

Primary Examiner — Natasha Vujcic

(74) *Attorney, Agent, or Firm* — Cantor Colburn LLP

(57) **CLAIM**

The ornamental design for an air conditioner, as shown and described.


DESCRIPTION

FIG. 1 is a front perspective view of an air conditioner, showing our new design;
FIG. 2 is a front view thereof;
FIG. 3 is a rear view thereof;
FIG. 4 is a left-side view thereof;
FIG. 5 is a right-side view thereof;
FIG. 6 is a top view thereof;
FIG. 7 is a bottom view thereof;
FIG. 8 is a rear perspective view thereof;
FIG. 9 is an enlarged view of the portion 9 in FIG. 1;
FIG. 10 is an enlarged view of the portion 10 in FIG. 2;
FIG. 11 is an enlarged view of the portion 11 in FIG. 2; and,
FIG. 12 is a cross-sectional view thereof, taken along line 12-12 in FIG. 10.

The even-dash broken lines illustrating portions of the air conditioner form no part of the claimed design. The dot-dash broken lines encircling enlargement portions of the claimed design form no part of the claimed design.

The thousands of tiny features of front portion are ‘micro air holes’, not pattern.

1 Claim, 12 Drawing Sheets



(56)

References Cited

U.S. PATENT DOCUMENTS

D800,880 S *	10/2017	Kim	D23/351
D814,000 S *	3/2018	Qiao	D23/333
D815,264 S *	4/2018	Park	D23/351
D819,189 S *	5/2018	Chen	D23/332
D827,799 S *	9/2018	Shin	D23/364
D840,525 S *	2/2019	Park	D23/351
D840,526 S *	2/2019	Park	D23/351
D841,140 S *	2/2019	Chen	D23/336
D858,736 S *	9/2019	Lewis	D23/378

FOREIGN PATENT DOCUMENTS

CN	304530876 S	3/2018
EM	0044067830001	10/2017
EM	0044067830002	10/2017

* cited by examiner

FIG. 1




FIG. 2




FIG. 3




FIG. 4

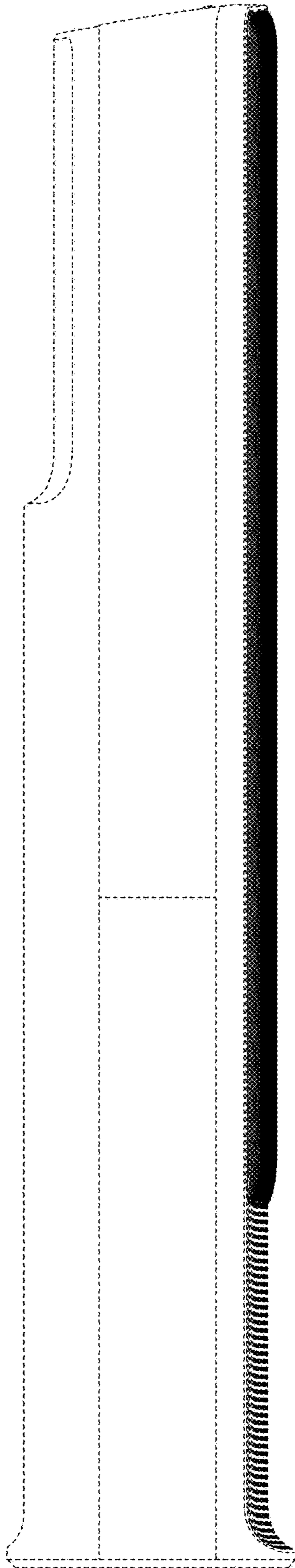


FIG. 5

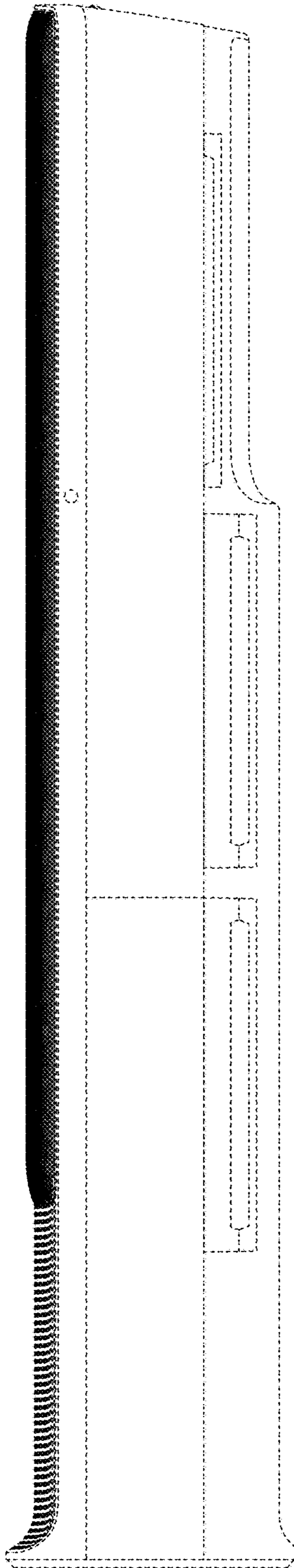


FIG. 6

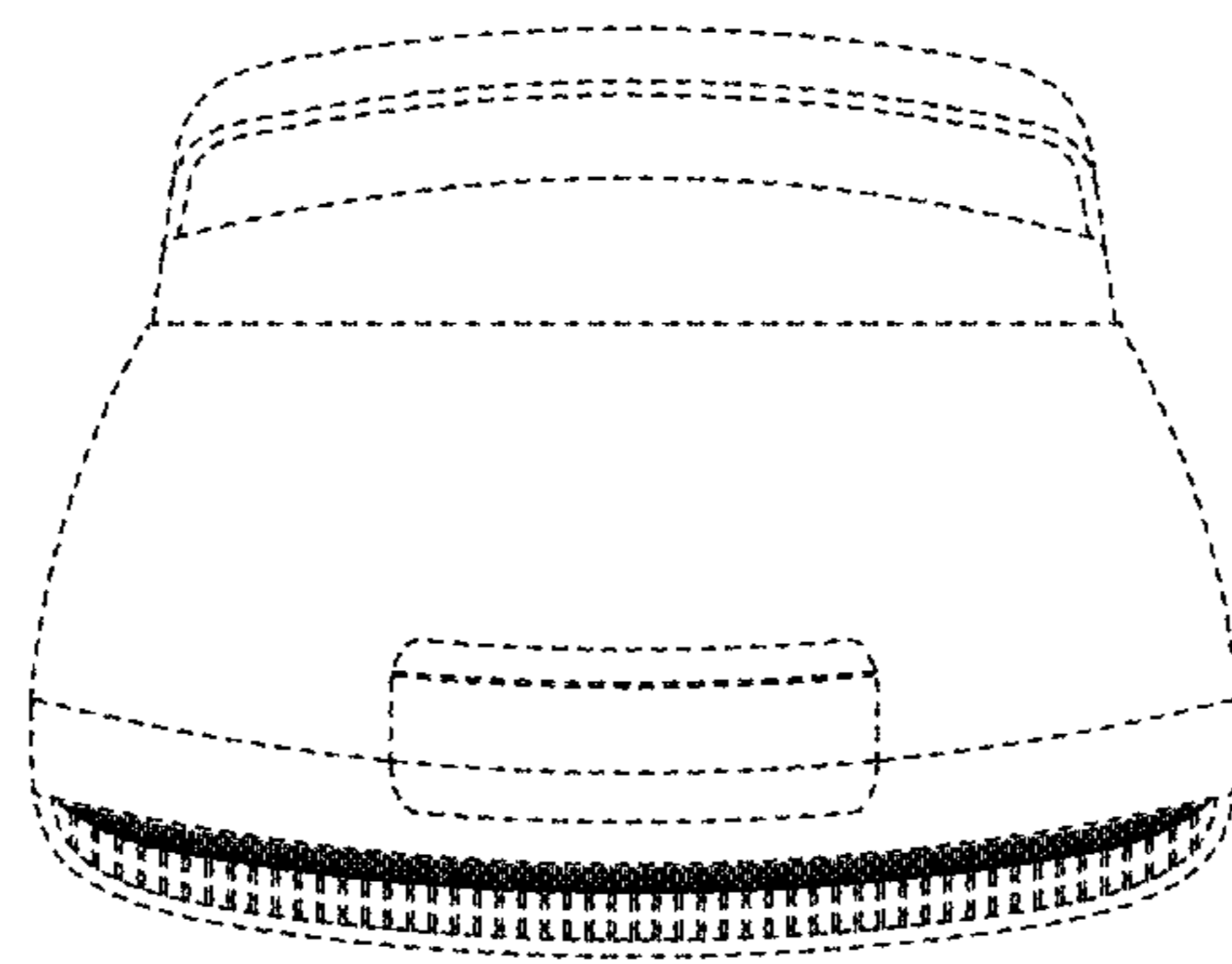


FIG. 7

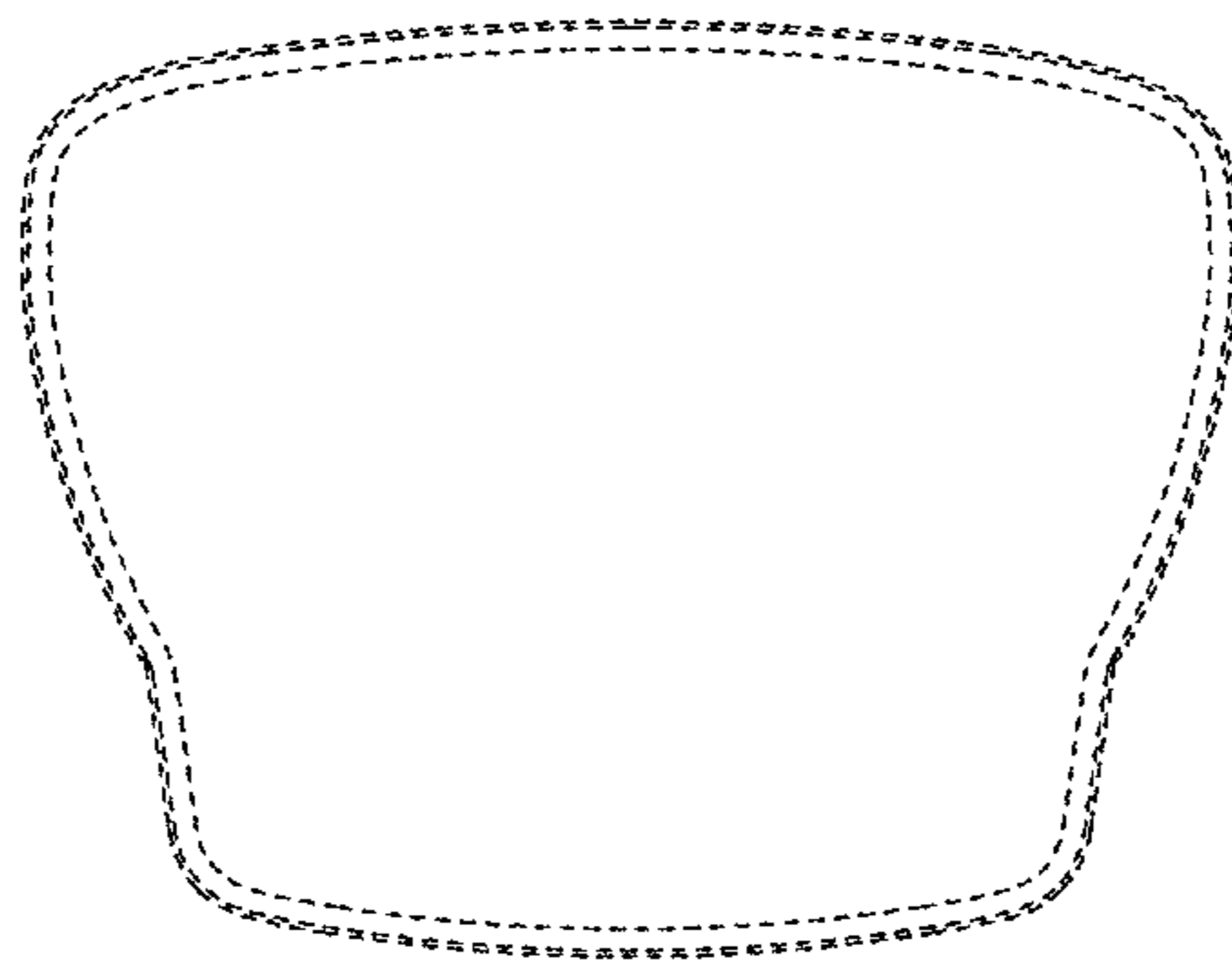


FIG. 8

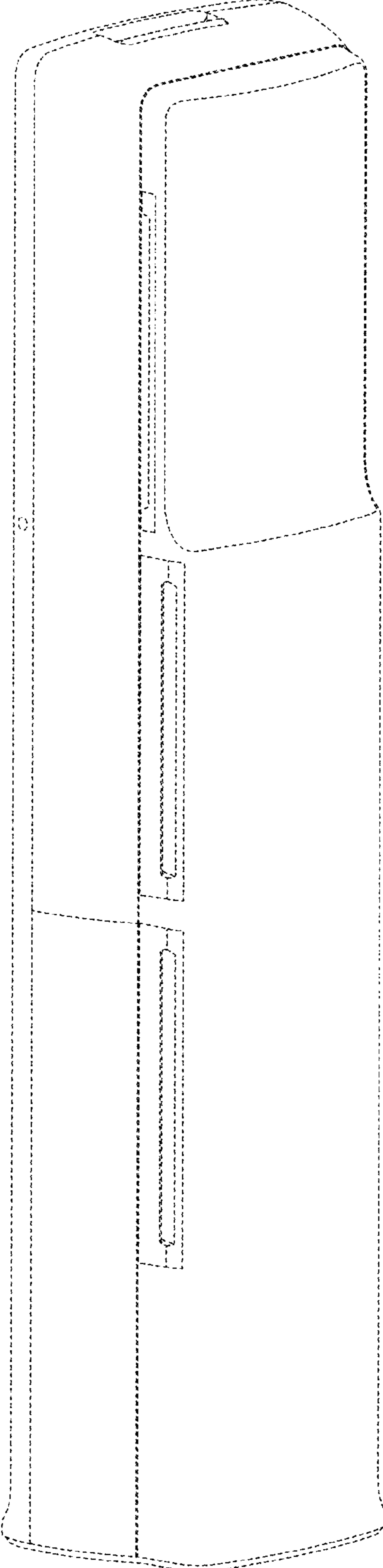


FIG. 9

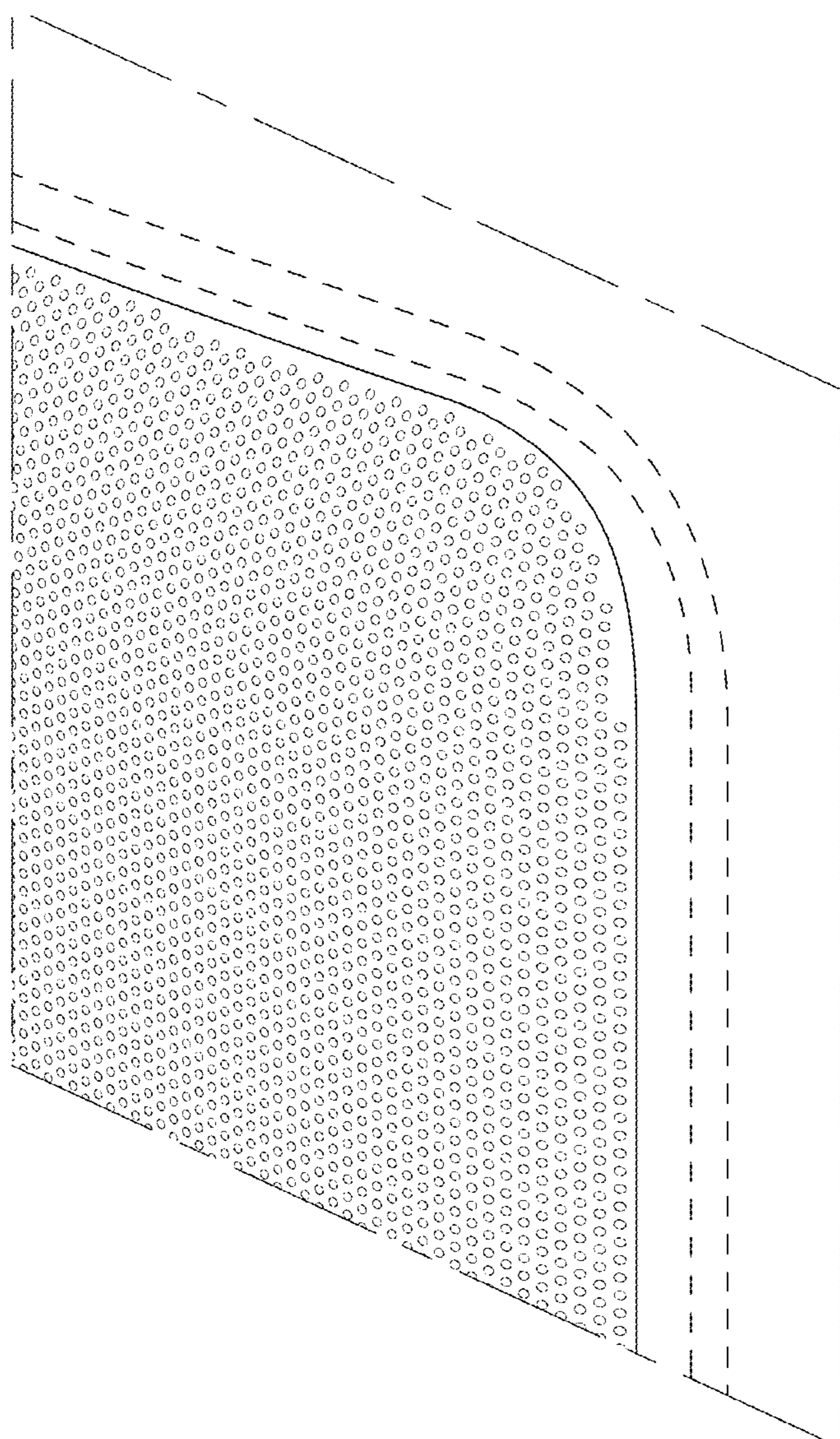


FIG. 10

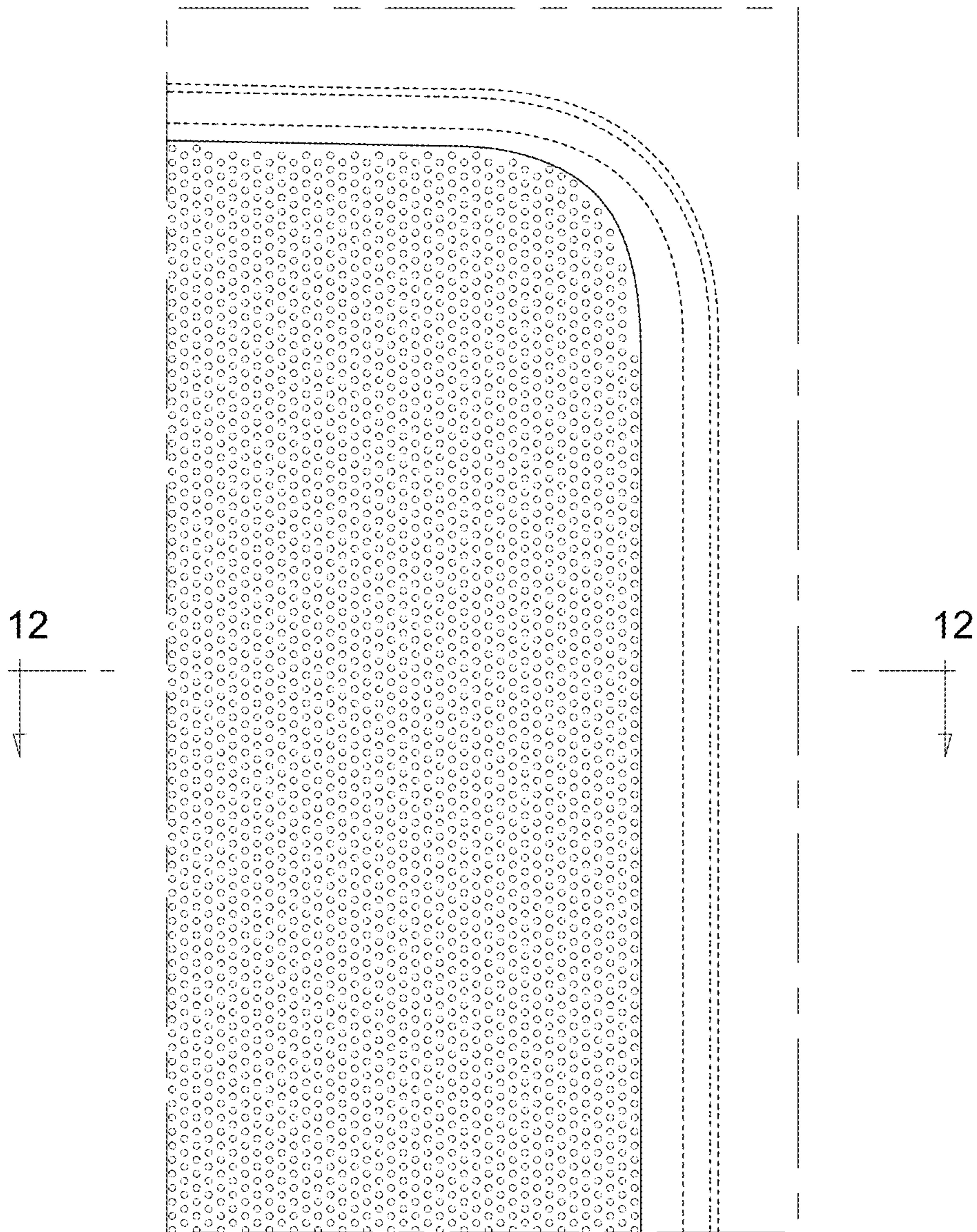


FIG. 11

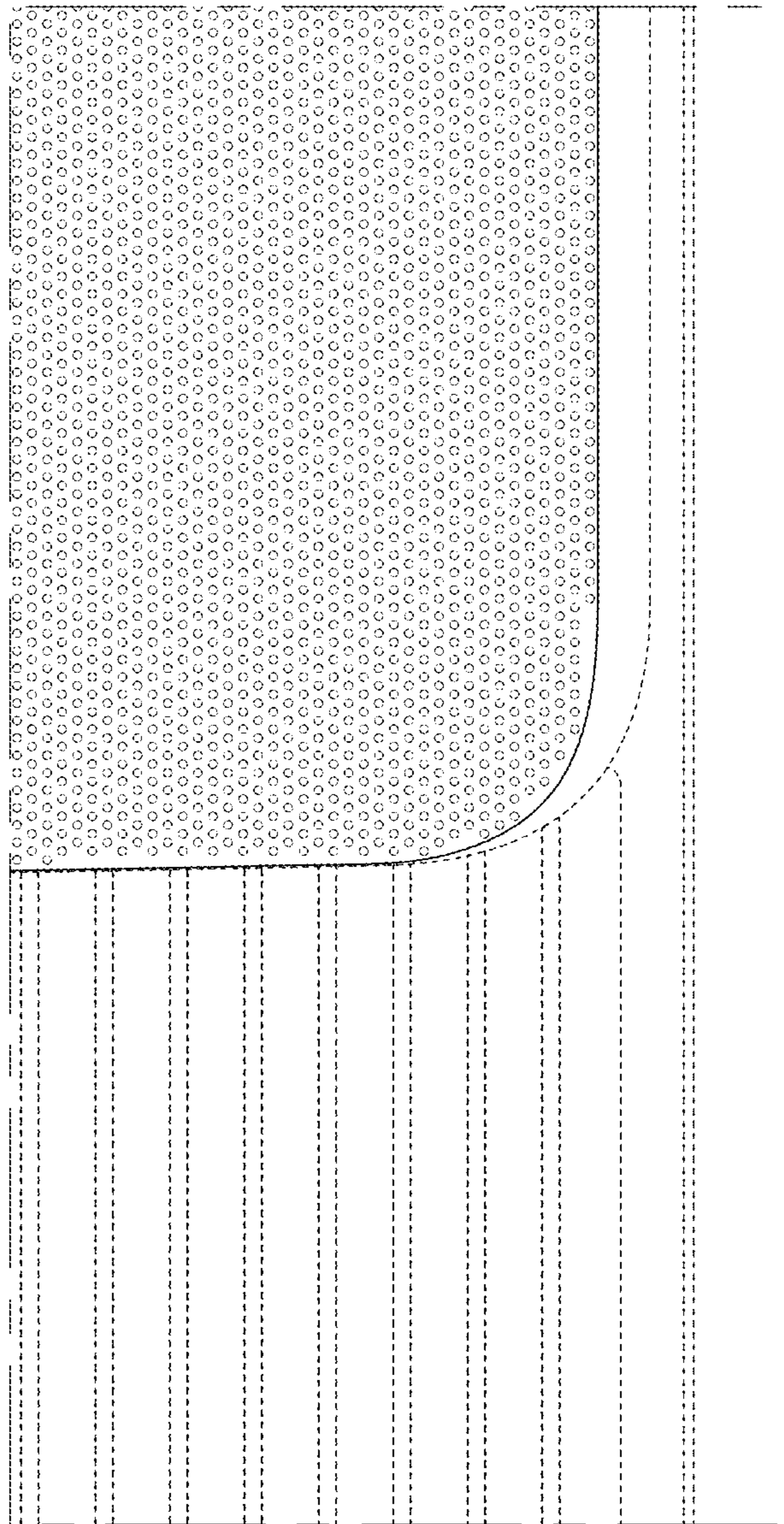


FIG. 12

