



US00D887518S

(12) **United States Design Patent** (10) **Patent No.:** **US D887,518 S**
Fricke (45) **Date of Patent:** **** Jun. 16, 2020**

(54) **CHARGING HANDLE**

(71) Applicant: **Tyler Fricke**, Gilbert, AZ (US)

(72) Inventor: **Tyler Fricke**, Gilbert, AZ (US)

(**) Term: **15 Years**

(21) Appl. No.: **29/679,769**

(22) Filed: **Feb. 8, 2019**

(51) **LOC (12) Cl.** **22-01**

(52) **U.S. Cl.**
USPC **D22/108**

(58) **Field of Classification Search**

USPC D22/100, 103, 108, 109, 113, 115, 116,
D22/199; D21/302, 567, 573

CPC F41C 7/00; F41C 23/16; F41G 1/02; F41G
1/027; F41G 1/14; F41J 1/10; F42B 6/10;
F42B 7/00; F42B 7/02; F41A 17/38

See application file for complete search history.

(56) **References Cited**

U.S. PATENT DOCUMENTS

D694,354 S *	11/2013	Underwood	D22/108
D705,383 S *	5/2014	Montes	D22/108
D712,501 S *	9/2014	Weltsch	D22/108
D726,860 S *	4/2015	Underwood	D22/108
D738,452 S *	9/2015	Underwood	D22/108
D749,687 S *	2/2016	Warensford	D22/108
D772,369 S *	11/2016	Geissele	D22/108
D776,223 S *	1/2017	Swift	D22/108
D781,988 S *	3/2017	Geissele	D22/108
D787,624 S *	5/2017	Novak	D22/108
D794,741 S *	8/2017	Geissele	D22/108
D798,409 S *	9/2017	Kincel	D22/108
9,964,371 B1 *	5/2018	Huang	F41A 3/72
D825,021 S *	8/2018	Novak	D22/108
10,161,697 B1 *	12/2018	Underwood	F41A 3/72
D865,108 S *	10/2019	Geissele	D22/108
D865,109 S *	10/2019	Geissele	D22/108
D872,216 S *	1/2020	Geissele	D22/108
2011/0214558 A1 *	9/2011	Kincel	F41A 9/00 89/1.4
2011/0226120 A1 *	9/2011	Fitzpatrick	F41A 19/47 89/1.4
2016/0061542 A1 *	3/2016	Daley, Jr.	F41A 3/72 89/1.4

OTHER PUBLICATIONS

“Battle Arms Development RACK Ambidextrous Charging Handle” [online]. Hrachya H. [Published Nov. 16, 2018]. Retrieved from the Internet: <<https://www.thefirearmblog.com/blog/2018/11/16/battle-arms-development-rack-ambidextrous-charging-handle/>>.*

“Uronen Precision Modular Tactical Charging Handle” [online]. Eric B. [Published Dec. 20, 2016]. Retrieved from the Internet: <<https://www.thefirearmblog.com/blog/2016/12/20/uronen-precision-modular-tactical-charging-handle/>>.*

* cited by examiner

Primary Examiner — Khawaja Anwar

Assistant Examiner — Mojtaba Tehrani

(74) *Attorney, Agent, or Firm* — Adam R. Stephenson, Ltd.

(57) **CLAIM**

The ornamental design for a charging handle, as shown and described.

DESCRIPTION

FIG. 1 is a top, front perspective view of an implementation of a charging handle;

FIG. 2 is a bottom, front perspective view thereof;

FIG. 3 is left side view thereof, the right side being a mirror image;

FIG. 4 is a right side view thereof, the left side being a mirror image;

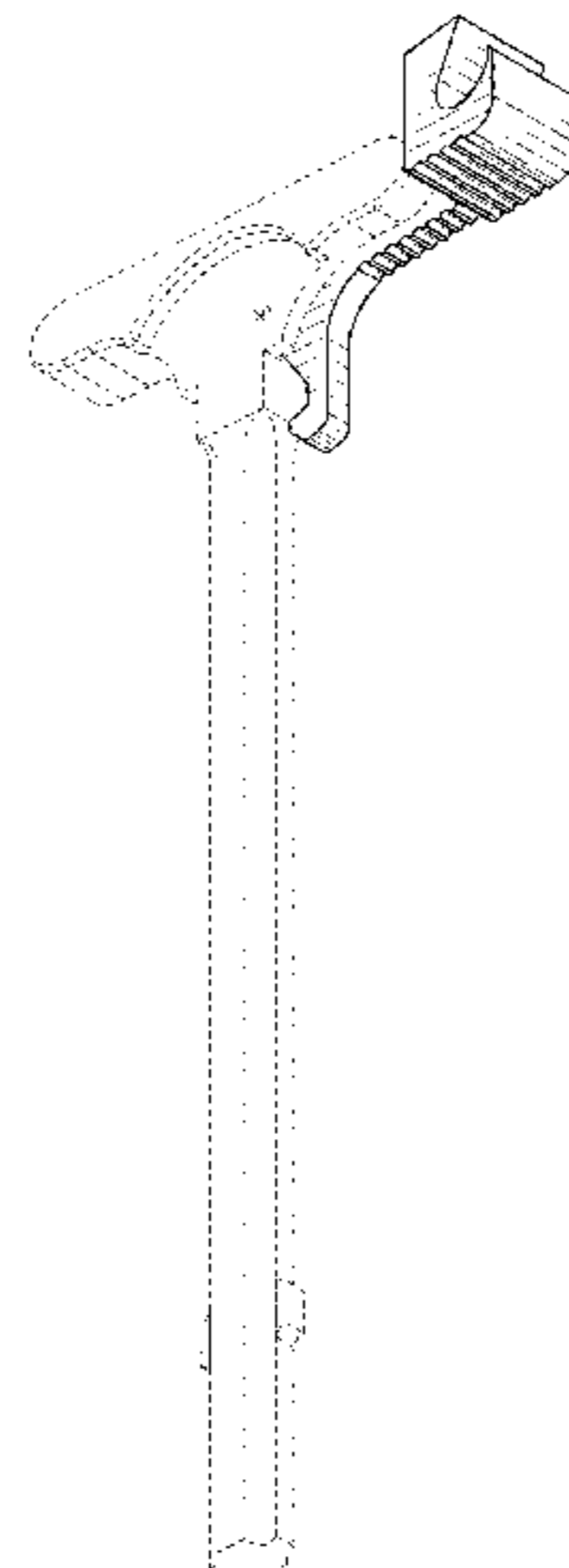
FIG. 5 is a front view thereof;

FIG. 6 is a rear view thereof; and,

FIG. 7 is a top view thereof.

All broken lines are directed to environment and are for illustrative purposes only and form no part of the claimed design.

1 Claim, 4 Drawing Sheets



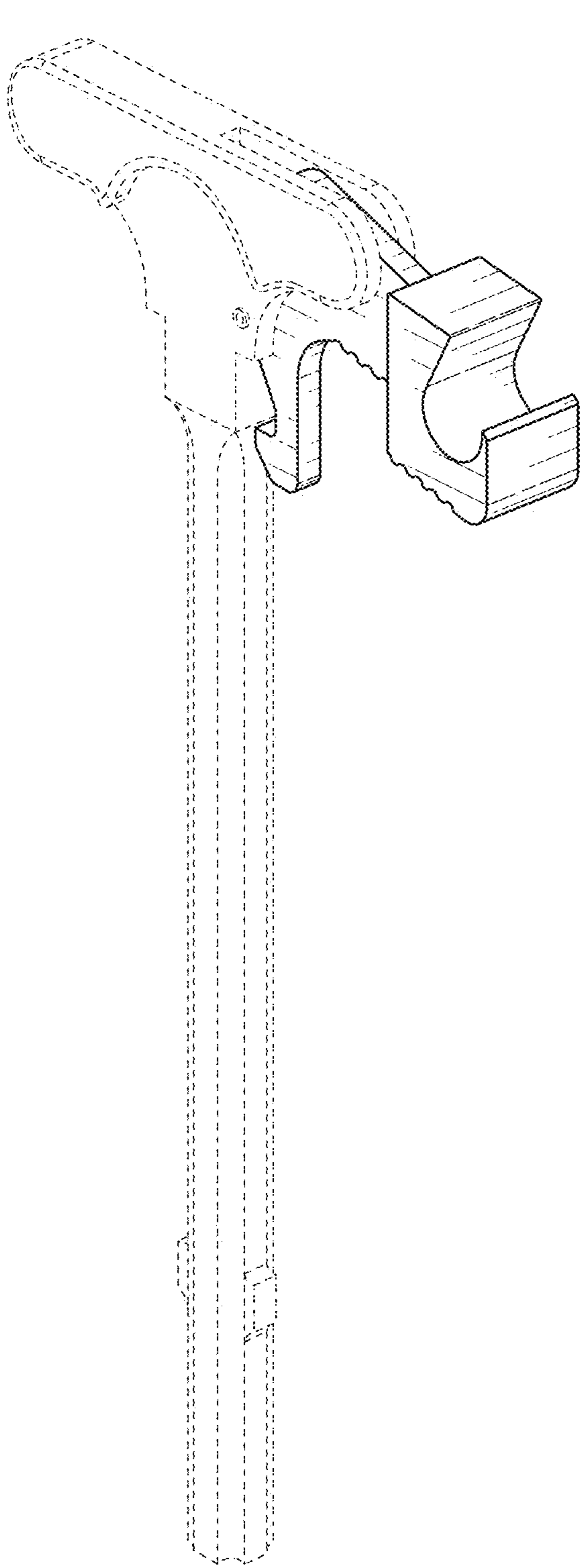


FIG. 1

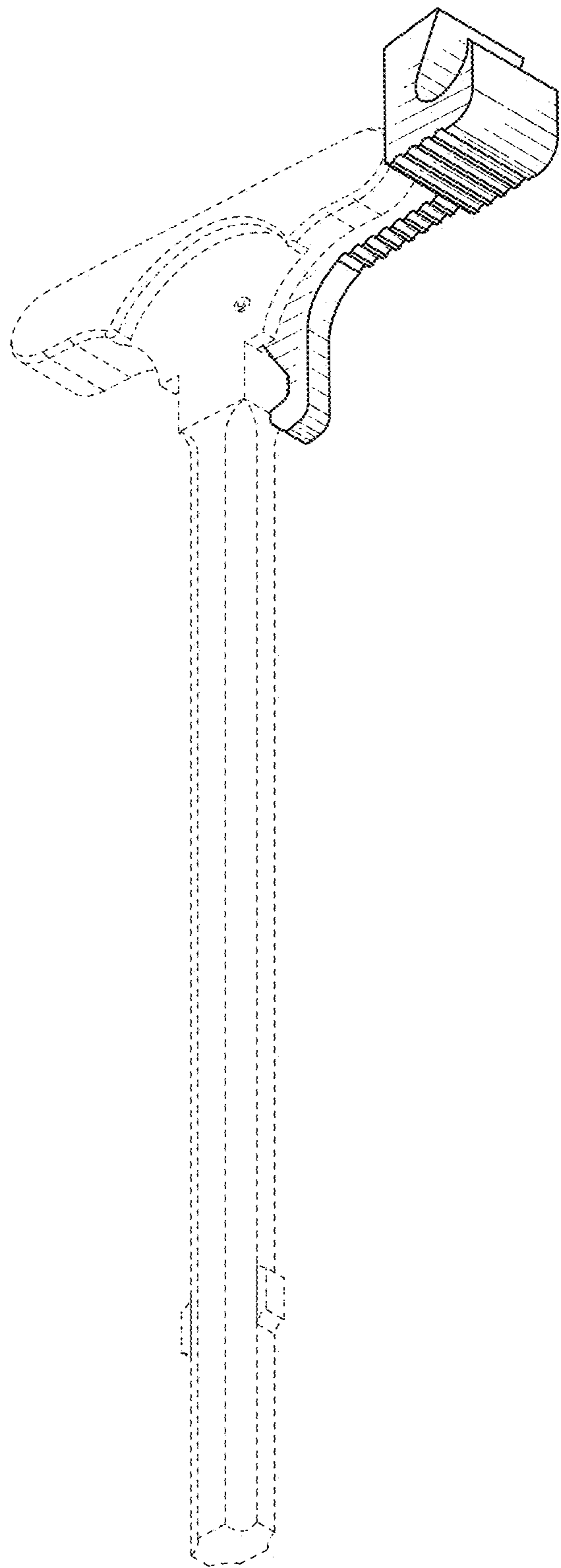


FIG. 2

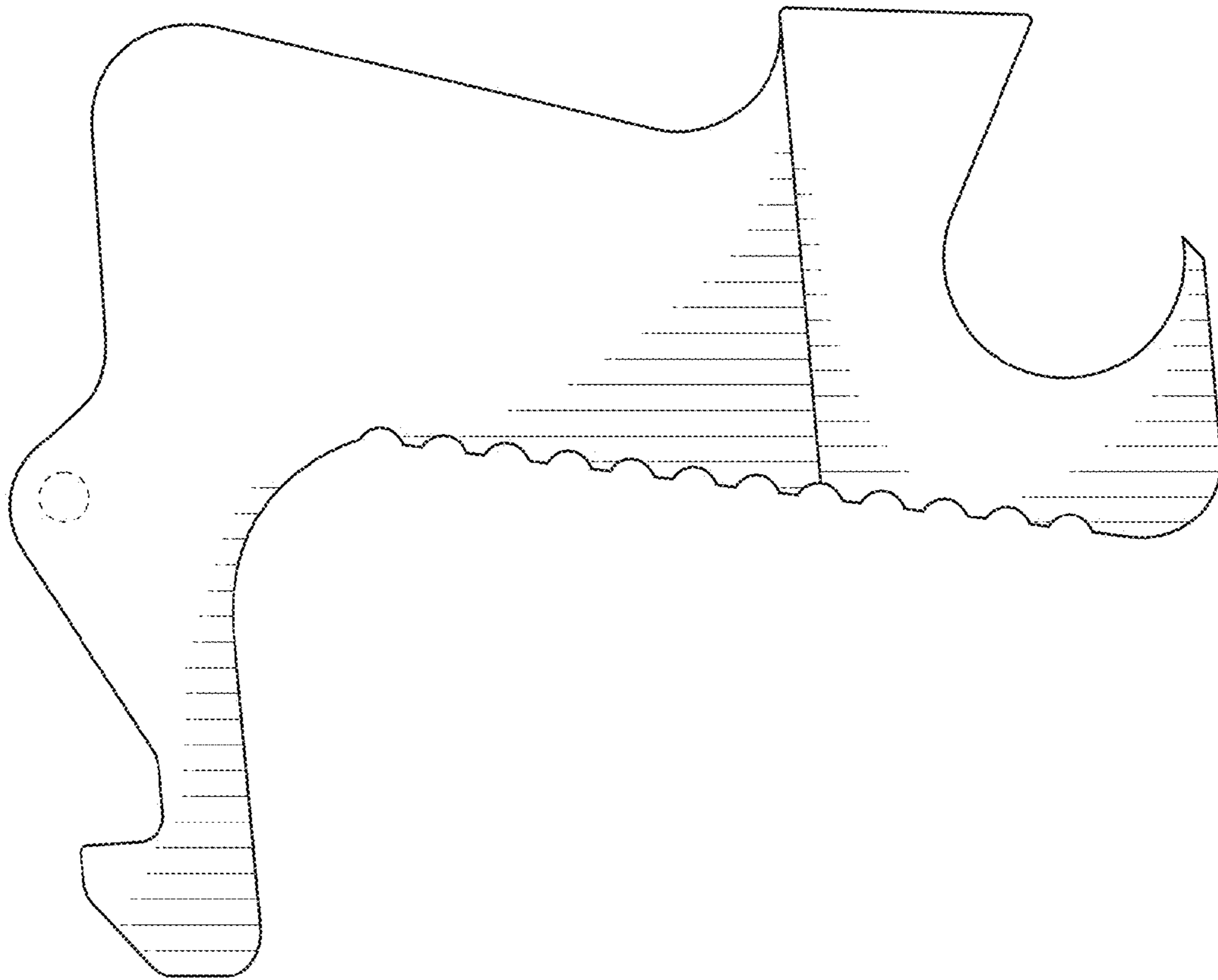


FIG. 3

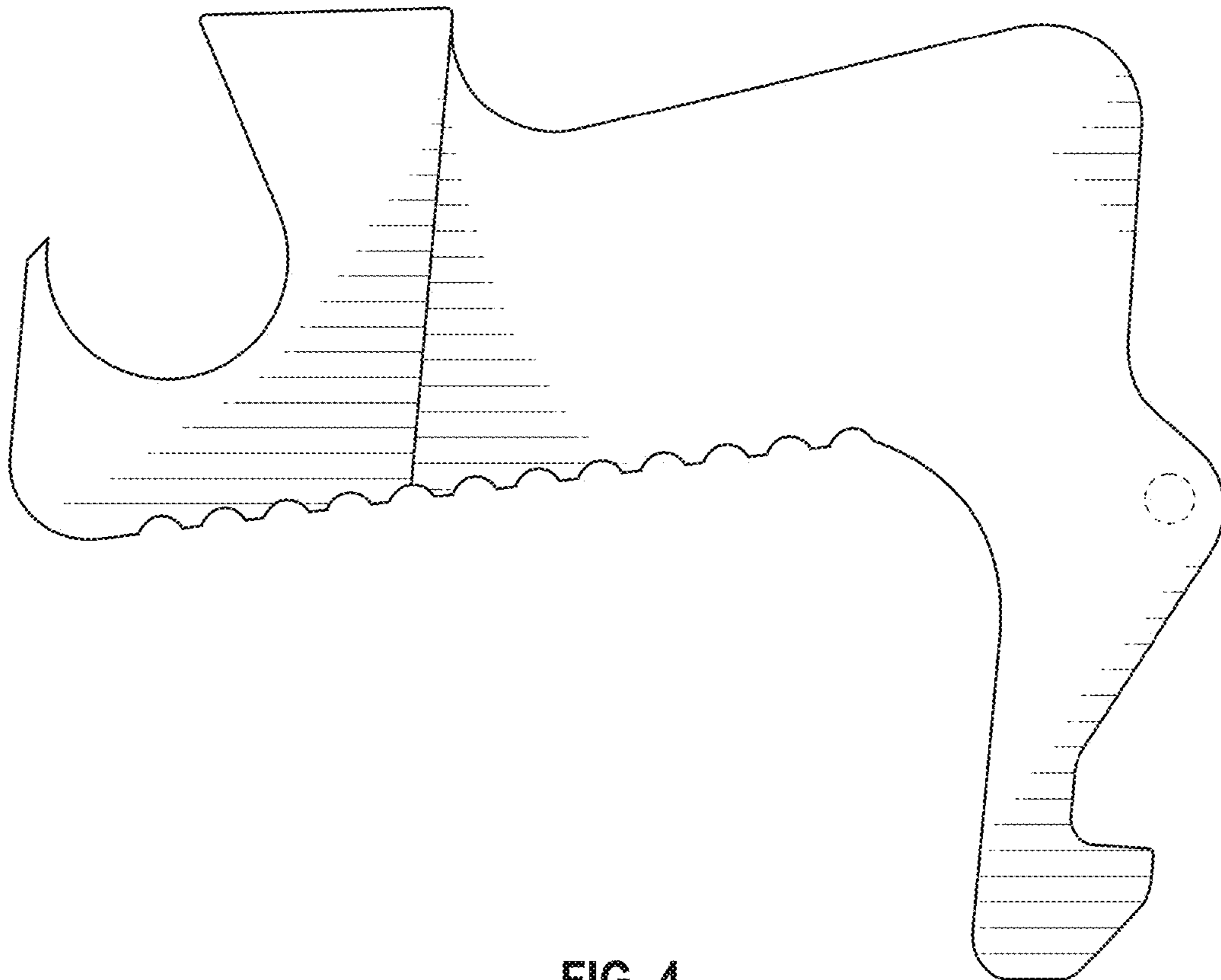


FIG. 4

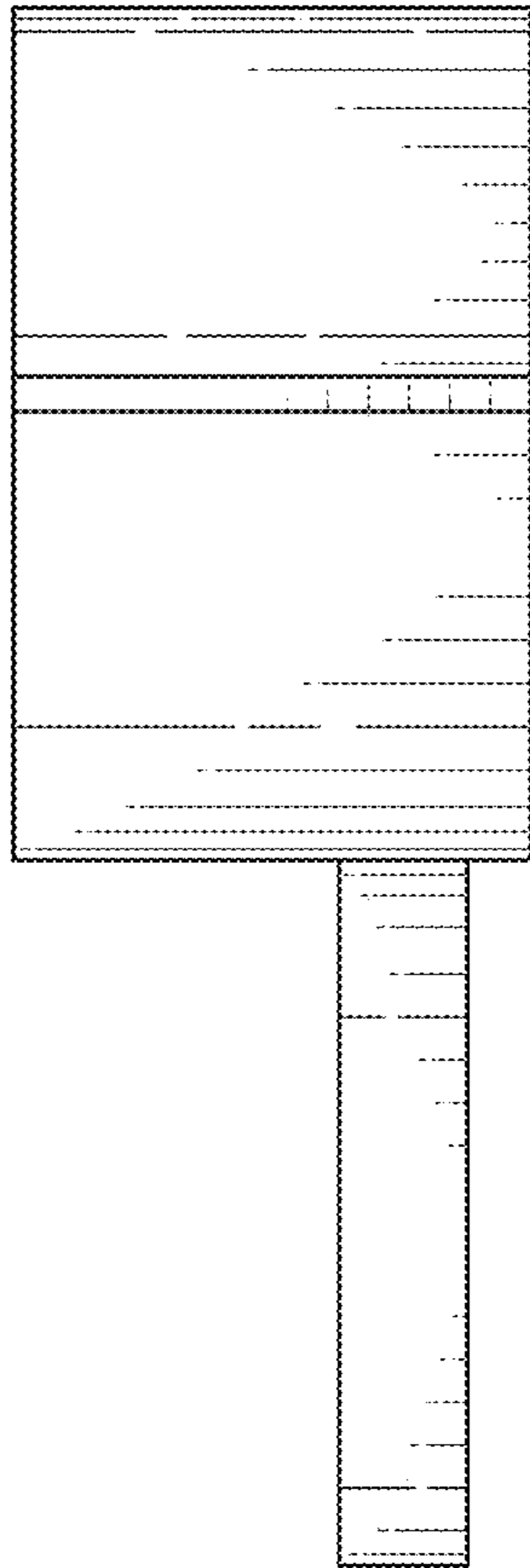


FIG. 5




FIG. 6




FIG. 7