



US00D887509S

(12) **United States Design Patent**  
**Jenkins**

(10) **Patent No.:** **US D887,509 S**  
(45) **Date of Patent:** **\*\* Jun. 16, 2020**

(54) **BASEBALL BAT WITH SYMMETRICAL  
ROUNDED KNOB**

D474,519 S \* 5/2003 Filice ..... D21/725  
D627,414 S \* 11/2010 Masuda ..... D21/725  
2004/0180739 A1\* 9/2004 Kramer ..... A63B 60/10  
473/568

(71) Applicant: **Warstic Sports, Inc.**, Dallas, TX (US)

\* cited by examiner

(72) Inventor: **Benjamin Jenkins**, Dallas, TX (US)

*Primary Examiner* — Michelle I. Siegel

(73) Assignee: **Warstic Sports, Inc.**, Dallas, TX (US)

(74) *Attorney, Agent, or Firm* — Winstead PC; David L. Odom

(\*\*) Term: **15 Years**

(21) Appl. No.: **29/675,518**

(57) **CLAIM**

(22) Filed: **Jan. 3, 2019**

The ornamental design for a baseball bat with symmetrical rounded knob, as shown and described.

(51) **LOC (12) Cl.** ..... **21-02**

(52) **U.S. Cl.**  
USPC ..... **D21/725**

**DESCRIPTION**

(58) **Field of Classification Search**  
USPC ..... D21/722, 725  
CPC ..... A63B 59/00; A63B 59/50–59/58; A63B  
59/80; A63B 60/00; A63B 60/46; A63B  
2102/00; A63B 2102/10; A63B 2102/12;  
A63B 2102/26; A63B 2102/28; A63B  
2102/30; A63B 2102/38

FIG. 1 is a perspective view of a baseball bat with symmetrical rounded knob in accordance with my new design; FIG. 2 is another perspective view of the baseball bat with symmetrical rounded knob in accordance with my new design; FIG. 3 is an elevation of the baseball bat with symmetrical rounded knob in accordance with my new design; FIG. 4 is a barrel end view of the baseball bat with symmetrical rounded knob in accordance with my new design; and, FIG. 5 is a knob end view of the baseball bat with symmetrical rounded knob in accordance with my new design.

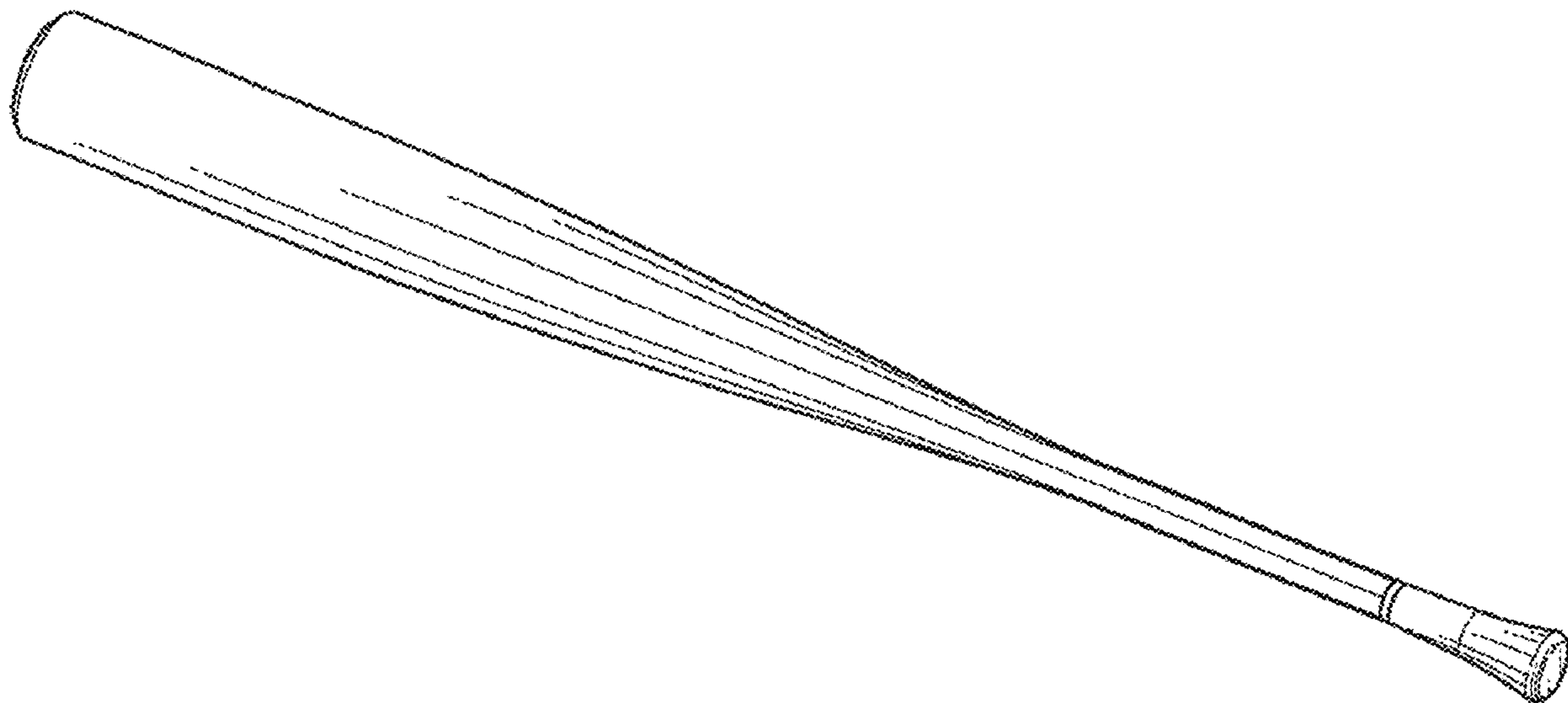
See application file for complete search history.

(56) **References Cited**

**1 Claim, 2 Drawing Sheets**

**U.S. PATENT DOCUMENTS**

D417,929 S \* 12/1999 Yount ..... D21/725  
6,277,040 B1\* 8/2001 Randolph ..... A63B 15/00  
473/568



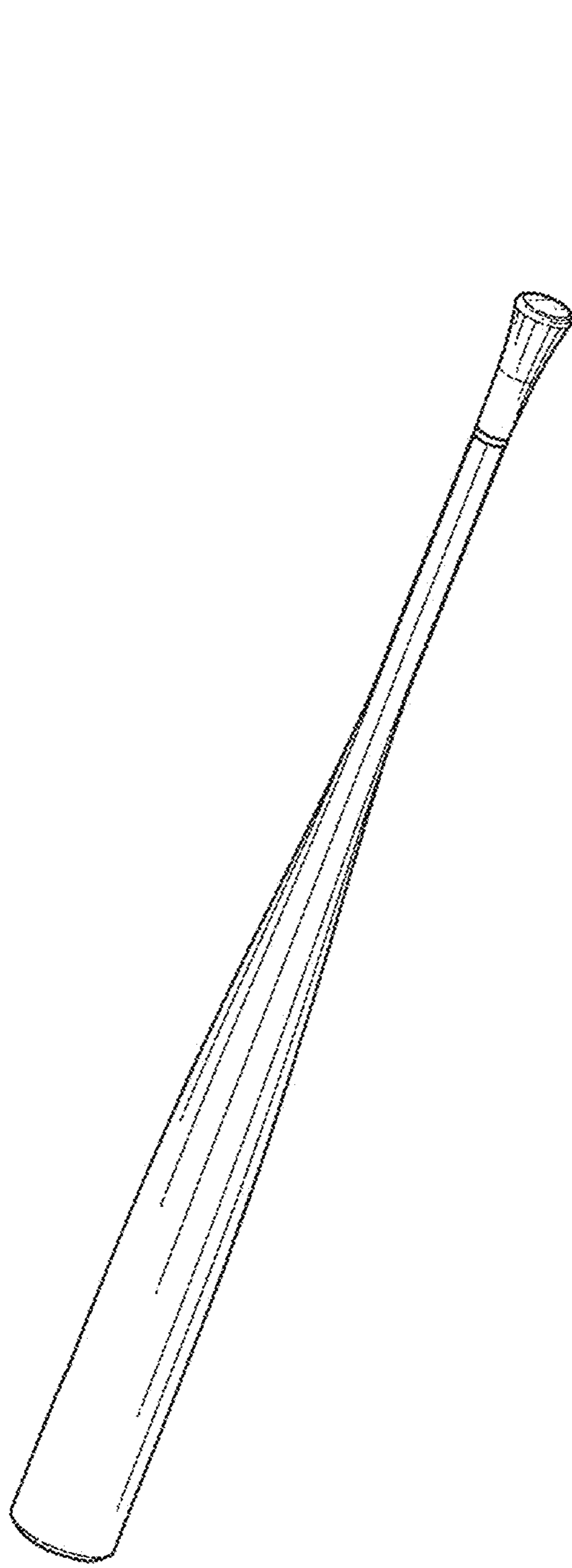


FIG. 1

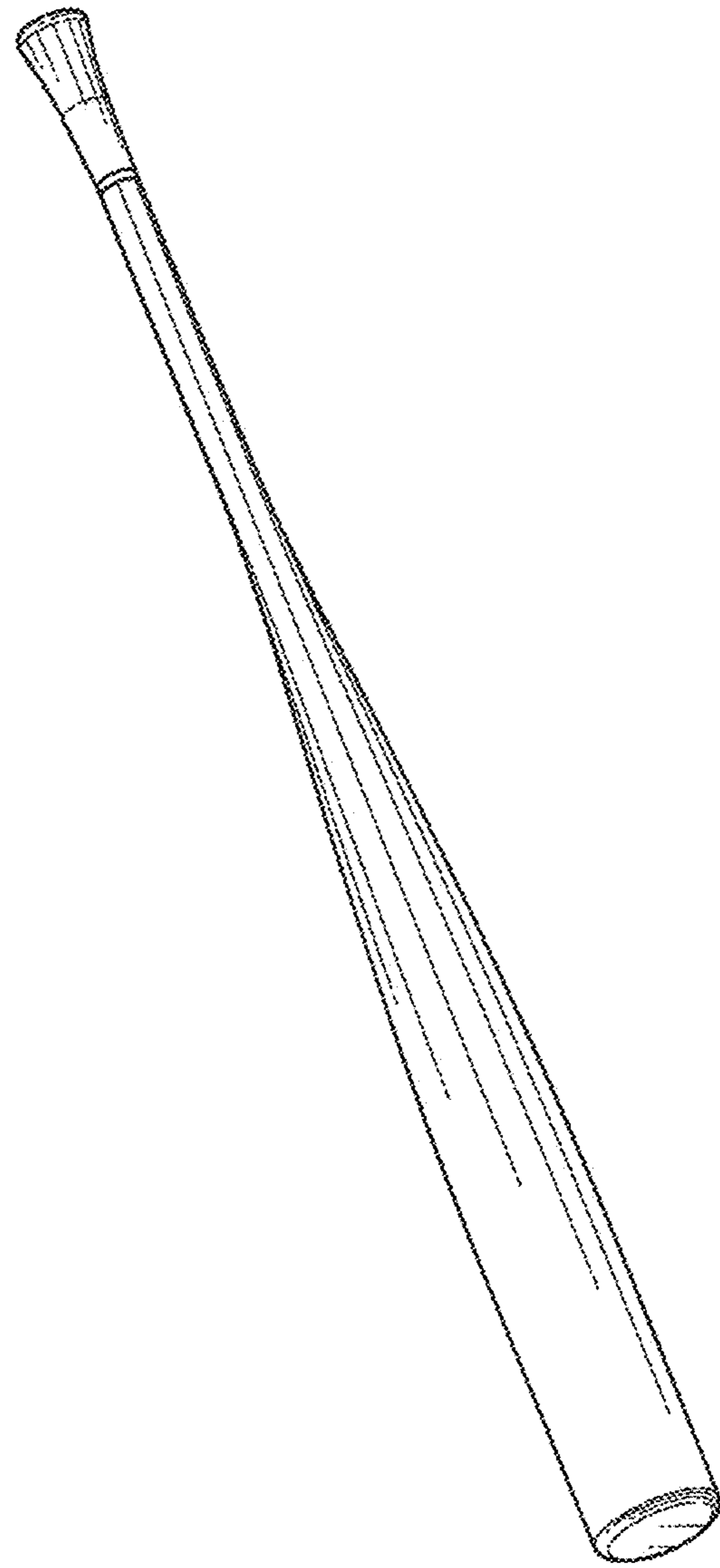


FIG. 2




FIG. 3

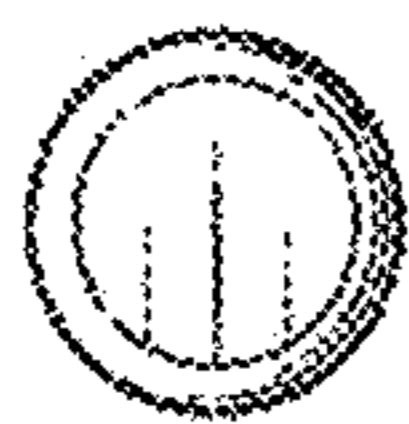


FIG. 4

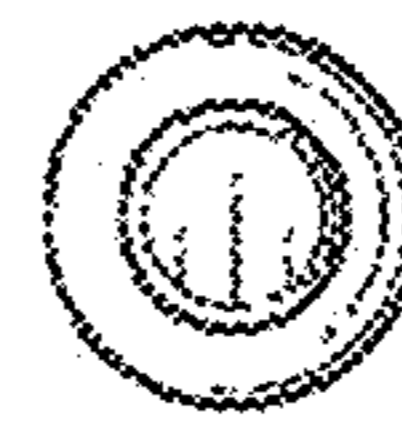


FIG. 5