



US00D887492S

(12) **United States Design Patent** (10) **Patent No.:** **US D887,492 S**
Hovious (45) **Date of Patent:** **** Jun. 16, 2020**

(54) **PLACARD HOLDER WITH INTERCHANGEABLE PLACARD**

(71) Applicant: **Kirk Norris Hovious**, Honolulu, HI (US)

(72) Inventor: **Kirk Norris Hovious**, Honolulu, HI (US)

(**) Term: **15 Years**

(21) Appl. No.: **29/607,478**

(22) Filed: **Jun. 13, 2017**

(51) **LOC (12) Cl.** **20-03**

(52) **U.S. Cl.**
USPC **D20/13; D12/193**

(58) **Field of Classification Search**
USPC **D6/511, 592, 613; D11/165, 172; D12/193; D19/1, 6, 9, 10; D20/10-15,**
(Continued)

(56) **References Cited**

U.S. PATENT DOCUMENTS

D105,001 S * 6/1937 Duryea D11/116
2,765,553 A * 10/1956 Audette B60R 13/105
40/209

(Continued)

OTHER PUBLICATIONS

“Rubber License Plate Holder.” sidsavage.com. Reviewed Jun. 13, 2016. Accessed May 9, 2019. Available online at URL: <https://www.sidsavage.com/product/rubber-license-plate-holders/license-plate-accessories-plate-holders> (Year: 2016).*

(Continued)

Primary Examiner — Cathron C Brooks
Assistant Examiner — Christian P. McLean

(74) *Attorney, Agent, or Firm* — Keri Ann K. S. Krzykowski; Martin E. Hsia

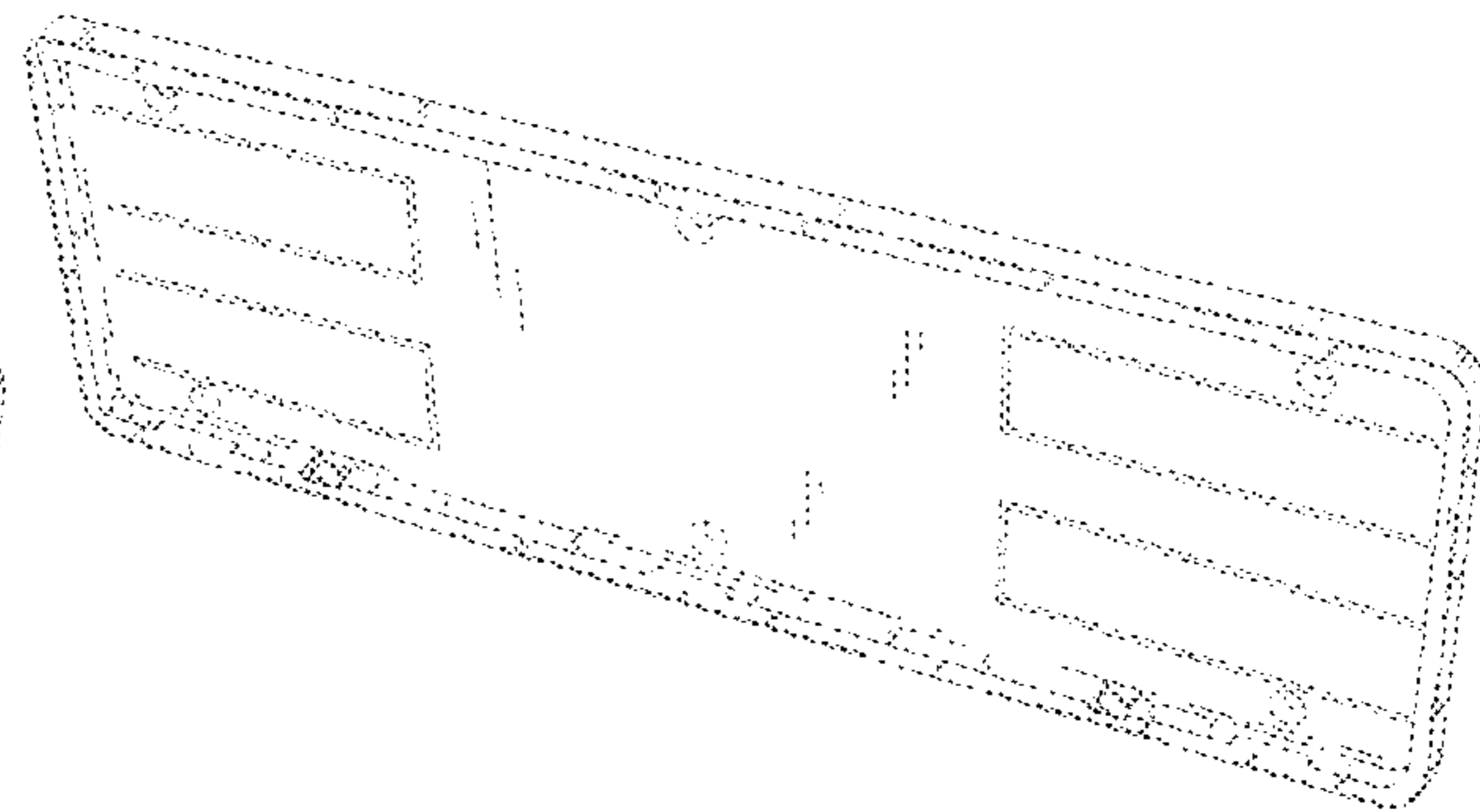
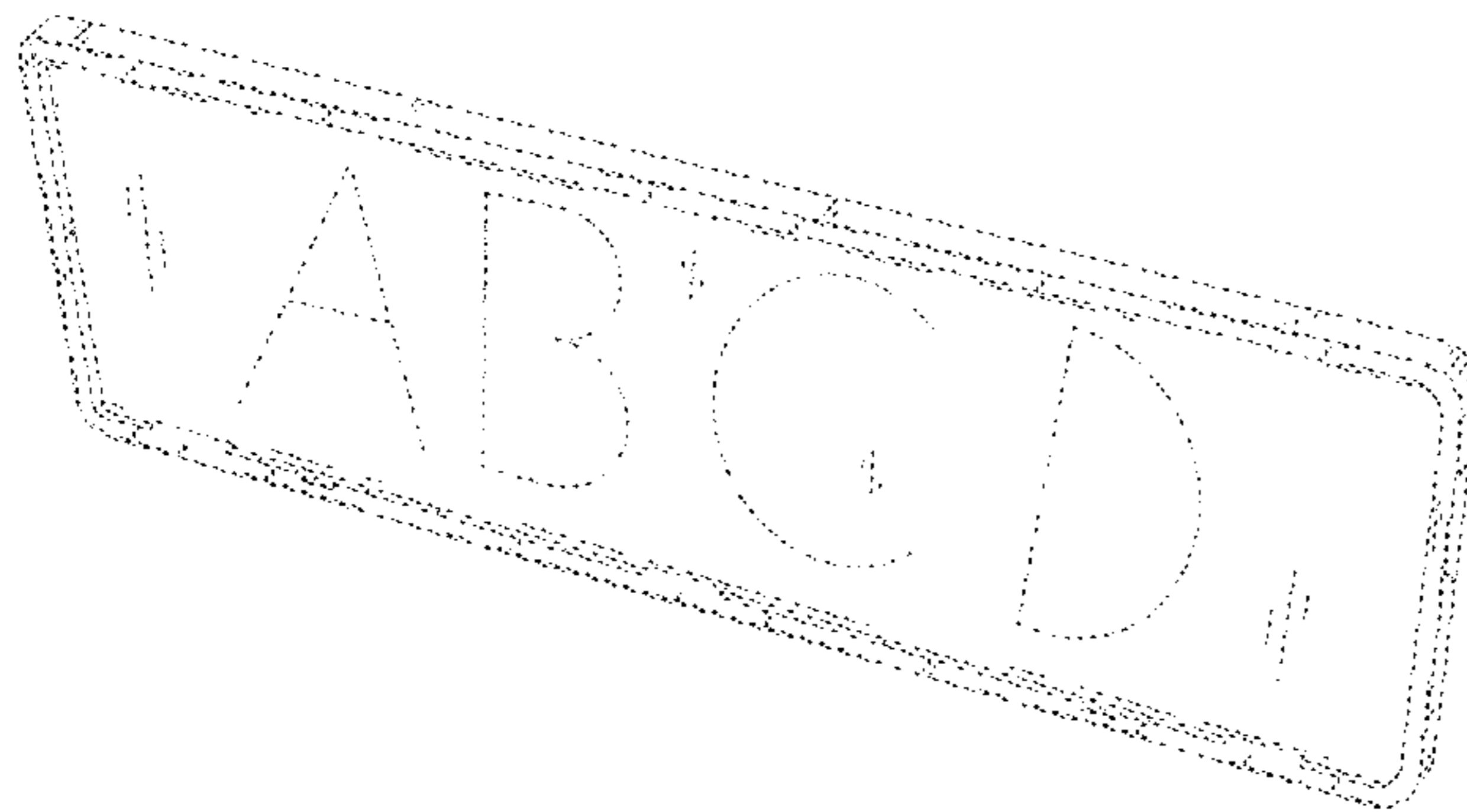
(57) **CLAIM**

The ornamental design for a placard holder with interchangeable placard, as shown and described.

DESCRIPTION

FIG. 1 is a front top perspective view of the placard holder with interchangeable placard showing my new design; FIG. 2 is a front elevational view thereof; FIG. 3 is a rear elevational view thereof; FIG. 4 is a bottom plan view thereof; FIG. 5 is a top plan view thereof; FIG. 6 is a right elevational view thereof; FIG. 7 is a left elevational view thereof; FIG. 8 is a front top perspective view of the placard holder, shown with the interchangeable placard removed for clarity of disclosure; FIG. 9 is a front elevational view thereof; FIG. 10 is a rear elevational view thereof; FIG. 11 is a bottom plan view thereof; FIG. 12 is a top plan view thereof; FIG. 13 is a right elevational view thereof; FIG. 14 is a left elevational view thereof; FIG. 15 is a front top perspective view of the interchangeable placard, shown with the placard holder removed for clarity of disclosure; FIG. 16 is a front elevational view thereof; FIG. 17 is a rear elevational view thereof; FIG. 18 is a bottom plan view thereof, the top plan view thereof being the mirror image; and, FIG. 19 is a right elevational view thereof, the left elevational view thereof being the mirror image. The broken lines shown in FIGS. 1-3, 8-10, and 15-17 depict portions of the placard holder with interchangeable placard that form no part of the claimed design.

1 Claim, 15 Drawing Sheets



(58) **Field of Classification Search**

USPC D20/17–19, 22, 23, 27, 35, 40, 42, 99;
 40/5, 124.01–124.09, 124.11–124.19,
 40/124.191, 200–211, 299.01, 305, 310,
 40/312, 360, 446, 541, 584, 638; 283/56,
 283/67, 71, 81; 362/812
 CPC B60R 13/105; G09F 1/04
 See application file for complete search history.

(56) **References Cited**

U.S. PATENT DOCUMENTS

2,831,281 A * 4/1958 Nayman B60R 13/105
 40/209
 D206,567 S * 1/1967 Sponsler D20/13
 3,340,639 A * 9/1967 Savage B60R 13/105
 40/209
 D284,588 S * 7/1986 Silver D20/42
 D293,339 S * 12/1987 Evenson D20/10
 D300,642 S * 4/1989 Pawlik D20/10
 D303,402 S * 9/1989 Brown D20/10
 D333,490 S * 2/1993 Engelberts D12/193
 D355,220 S * 2/1995 Russo D20/17
 D358,614 S * 5/1995 Hughes D20/18
 D488,753 S * 4/2004 Spencer D12/193
 D489,031 S * 4/2004 Leibman D12/193
 D516,125 S * 2/2006 Fincher D20/10
 7,083,211 B1 * 8/2006 Bores B60R 13/005
 296/1.07
 D651,655 S * 1/2012 Walter D20/42
 D680,172 S * 4/2013 Sanders D20/17
 D691,208 S * 10/2013 Gorelick D20/10
 D712,968 S * 9/2014 Gorelick D20/10
 8,931,191 B2 * 1/2015 Masanek, Jr. B60R 13/105
 40/209

8,959,809 B2 * 2/2015 MacNeil G09F 7/18
 16/403
 9,440,597 B1 * 9/2016 Broadwell B60R 13/105
 D788,220 S * 5/2017 Blankenbaker D19/2
 D802,506 S * 11/2017 Bargaen D12/193
 9,914,410 B1 * 3/2018 Knox B60R 13/105
 D822,566 S * 7/2018 Parnell D12/193
 D824,307 S * 7/2018 Spencer D12/193
 D825,000 S * 8/2018 Owusu-Ansah D20/10
 D833,352 S * 11/2018 Reshetnyak D12/193
 10,410,545 B2 * 9/2019 Probach G09F 3/20
 D863,168 S * 10/2019 Lin D12/193
 D868,658 S * 12/2019 Swisher D12/193
 2003/0196355 A1 * 10/2003 Castro B60R 13/105
 40/209
 2007/0157495 A1 * 7/2007 Yang B60R 13/105
 40/201
 2015/0068076 A1 * 3/2015 Knapschaefer B60R 13/105
 40/209
 2016/0111029 A1 * 4/2016 Hermes, III G09F 13/18
 40/544
 2016/0167599 A1 * 6/2016 Clarke B60R 13/105
 40/209

OTHER PUBLICATIONS

“Volkswagen Das Auto Single Row 520MM Vehicle Registration Plate Frame (Silver).” fasmoto.com. Date not available. Accessed Jan. 24, 2020. Available online at URL: <https://www.fasmoto.com/volkswagen-da-slv-s> (Year: N/A).*

“Stainless Steel Euro License Plate Holder—Universal Mounting Frame/Bracket.” amazon.com. First available Aug. 14, 2013. Accessed Jan. 24, 2020. Available online at URL: <https://www.amazon.com/Stainless-Steel-License-Plate-Holder/dp/B00EJXE66I> (Year: 2013).*

* cited by examiner

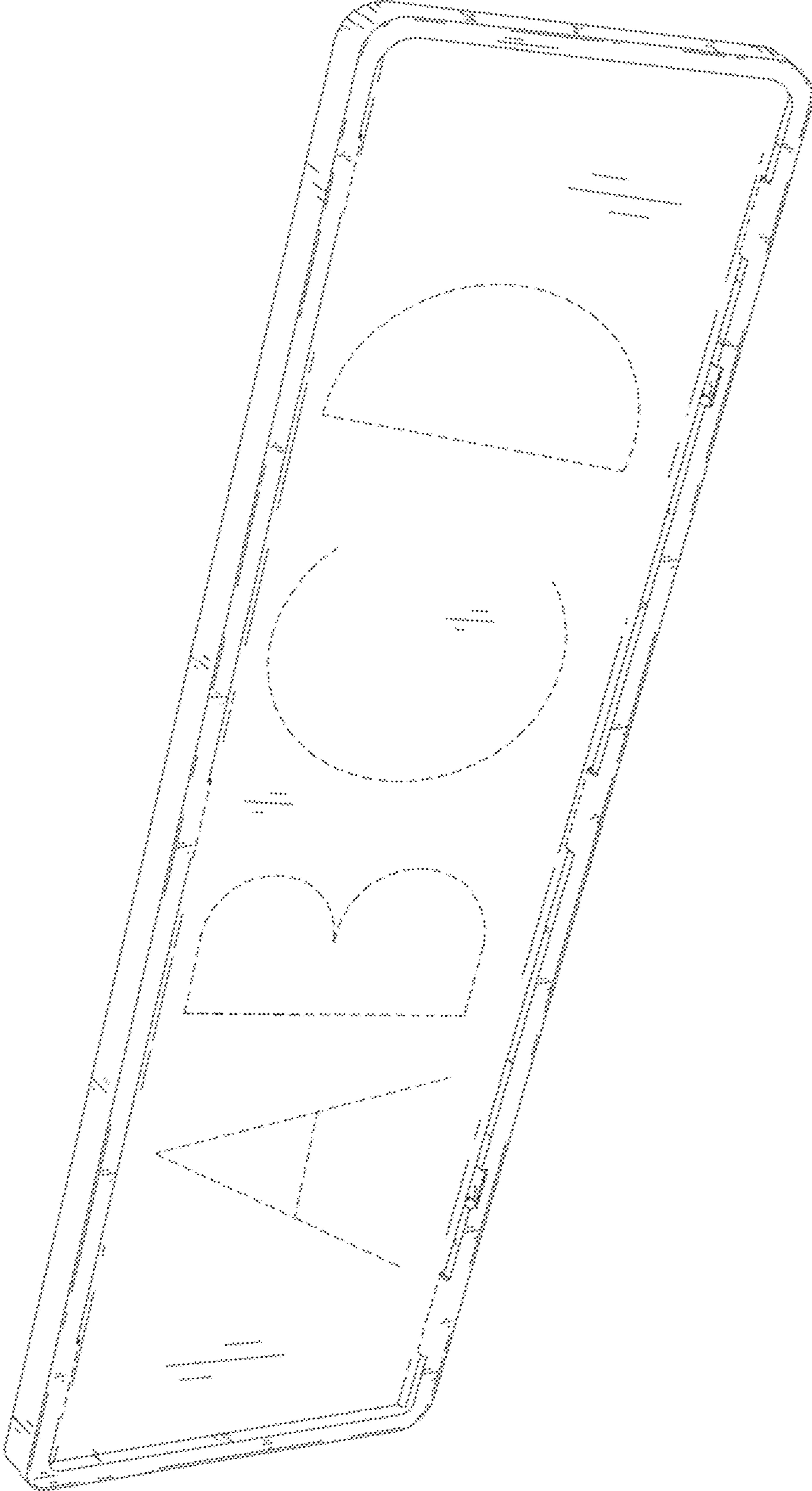


FIG. 1

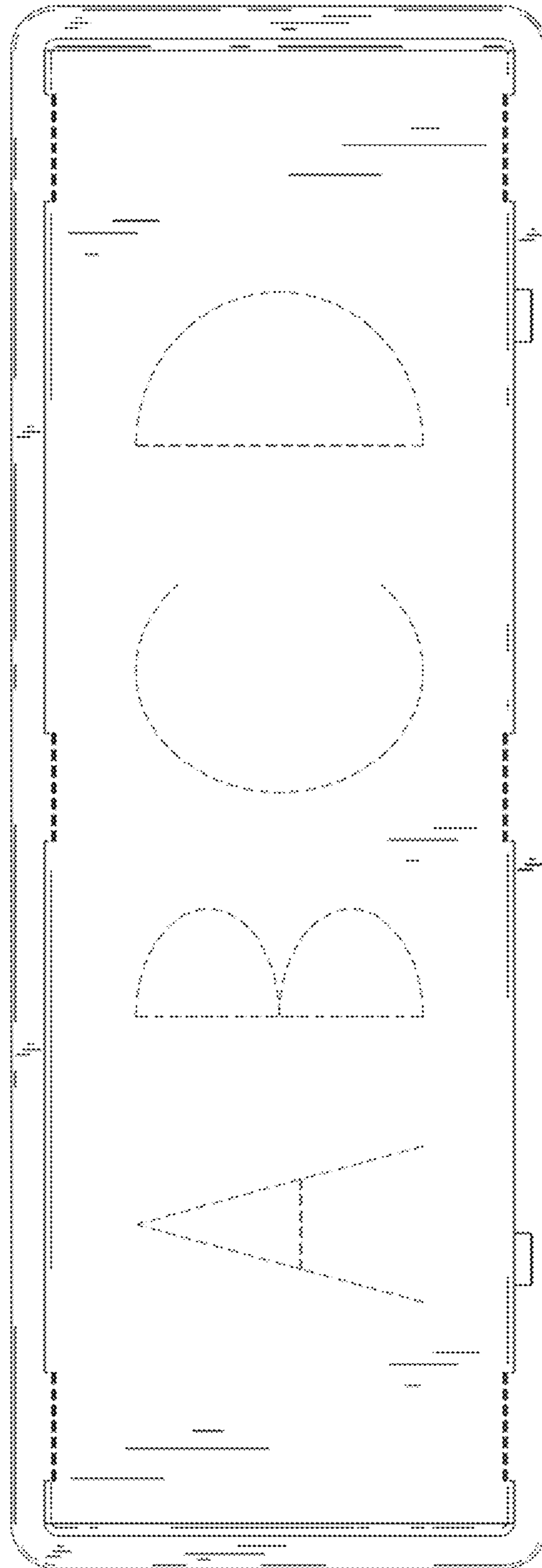


FIG. 2

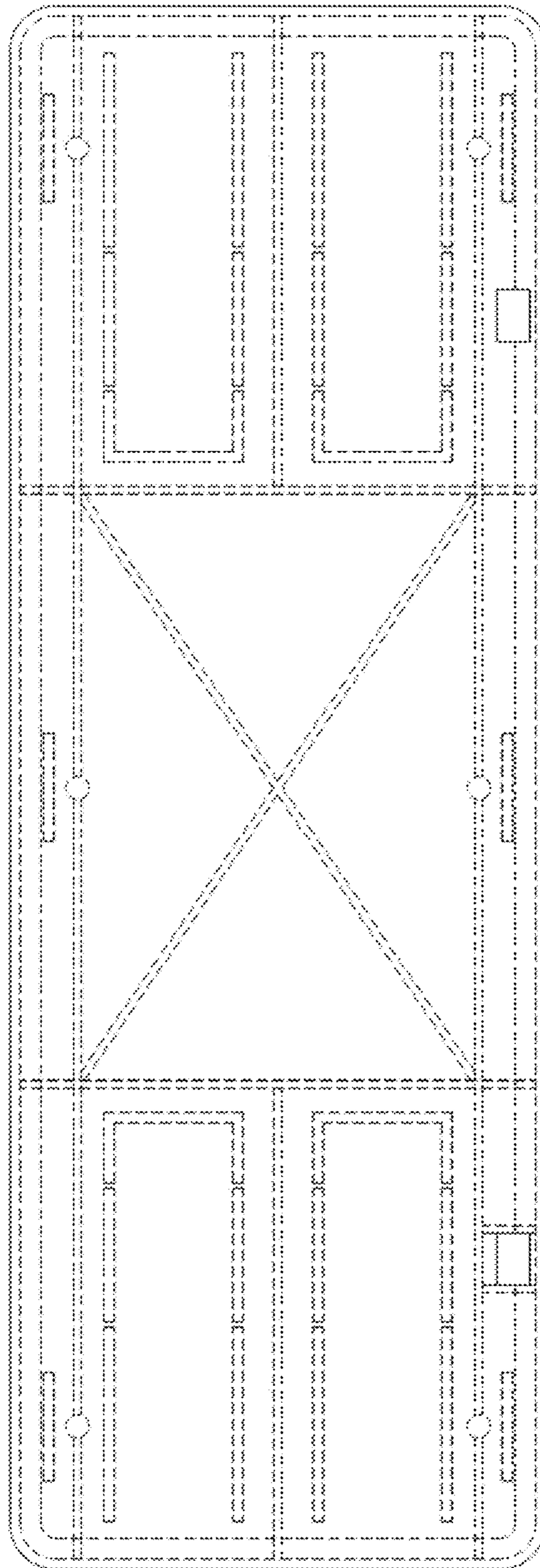


FIG. 3




FIG. 4

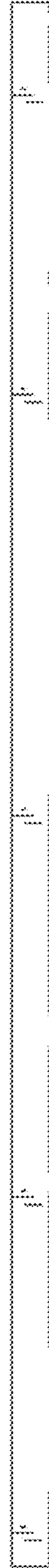


FIG. 5



FIG. 7



FIG. 6

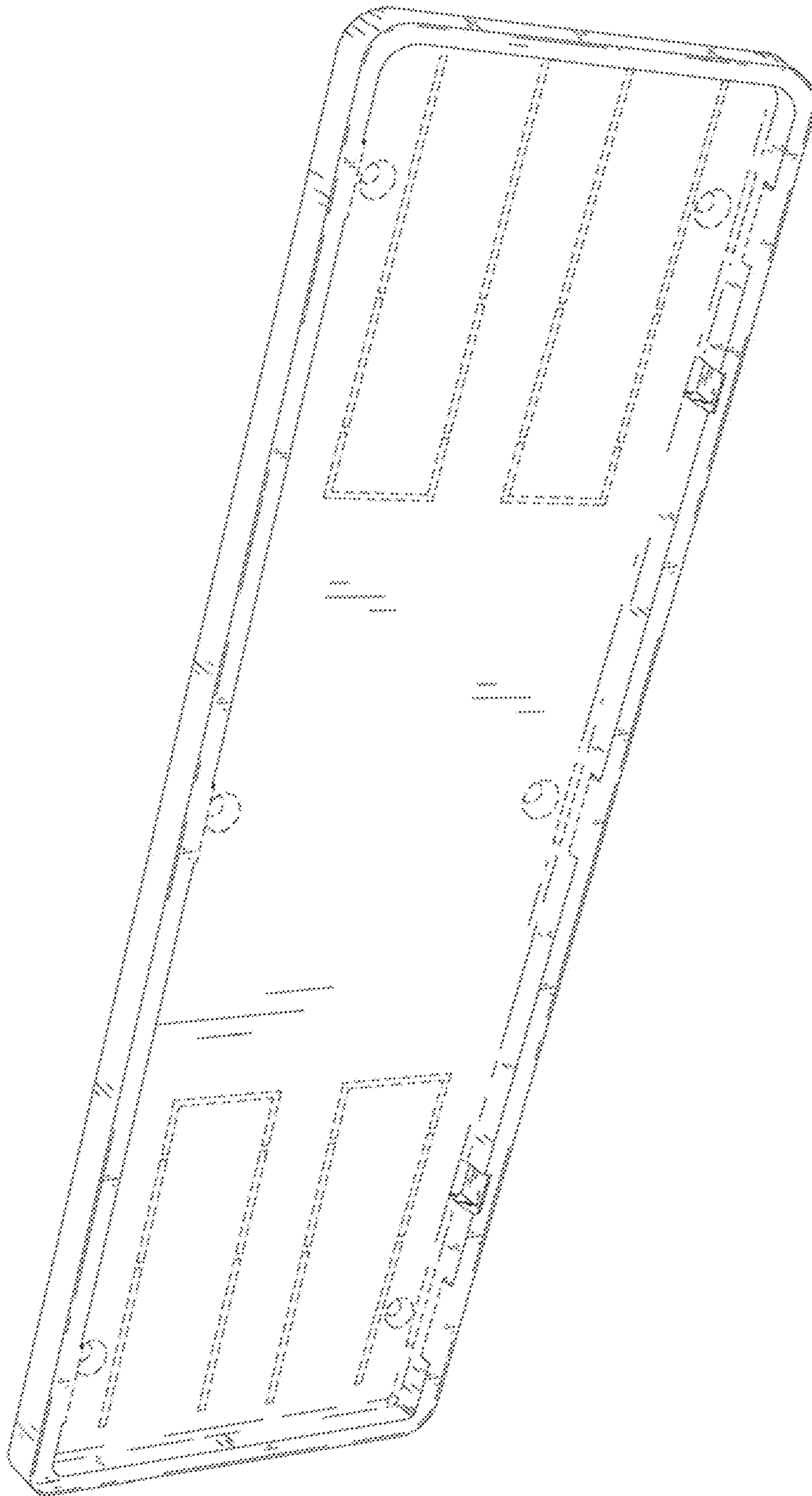


FIG. 8

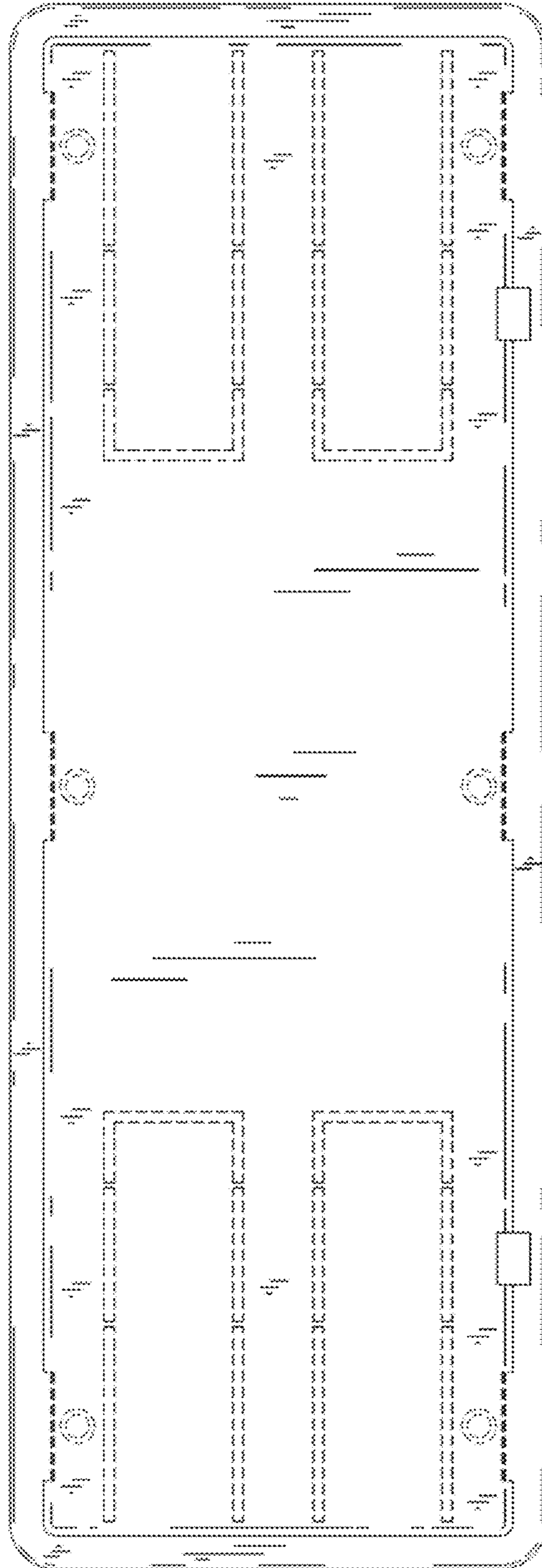


FIG. 9

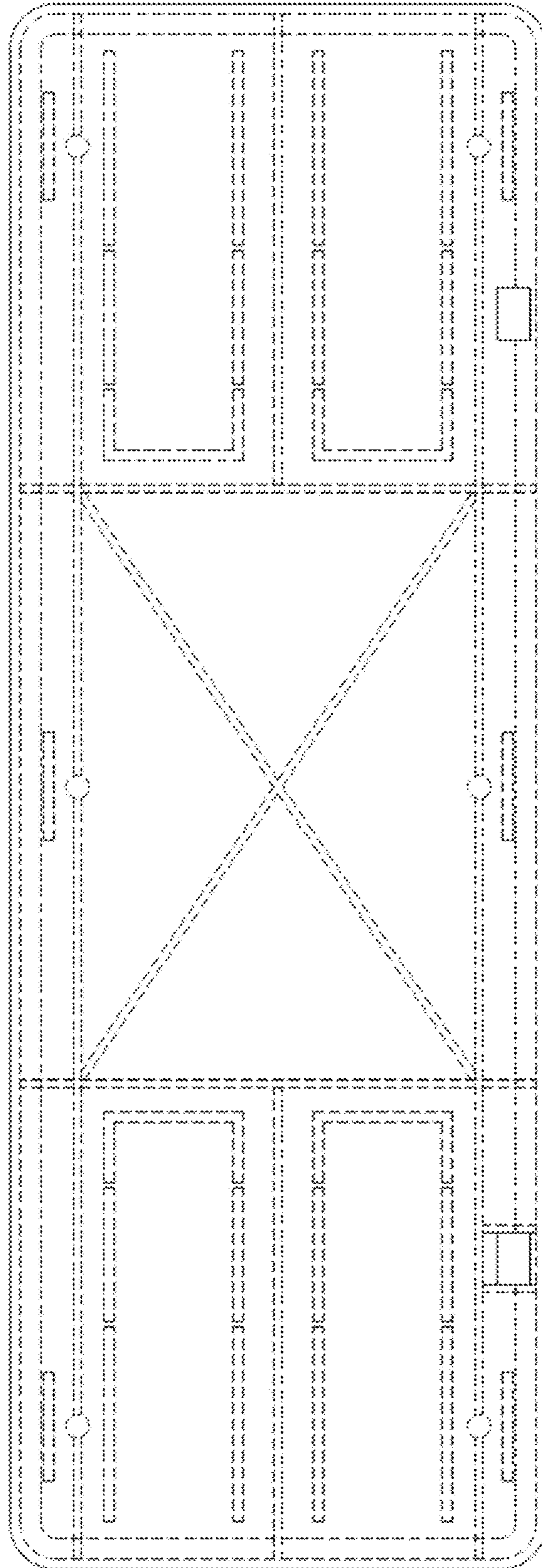


FIG. 10

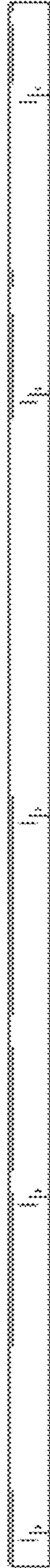


FIG. 11

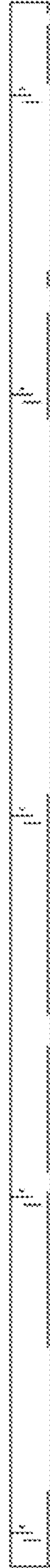


FIG. 12



FIG. 14




FIG. 13

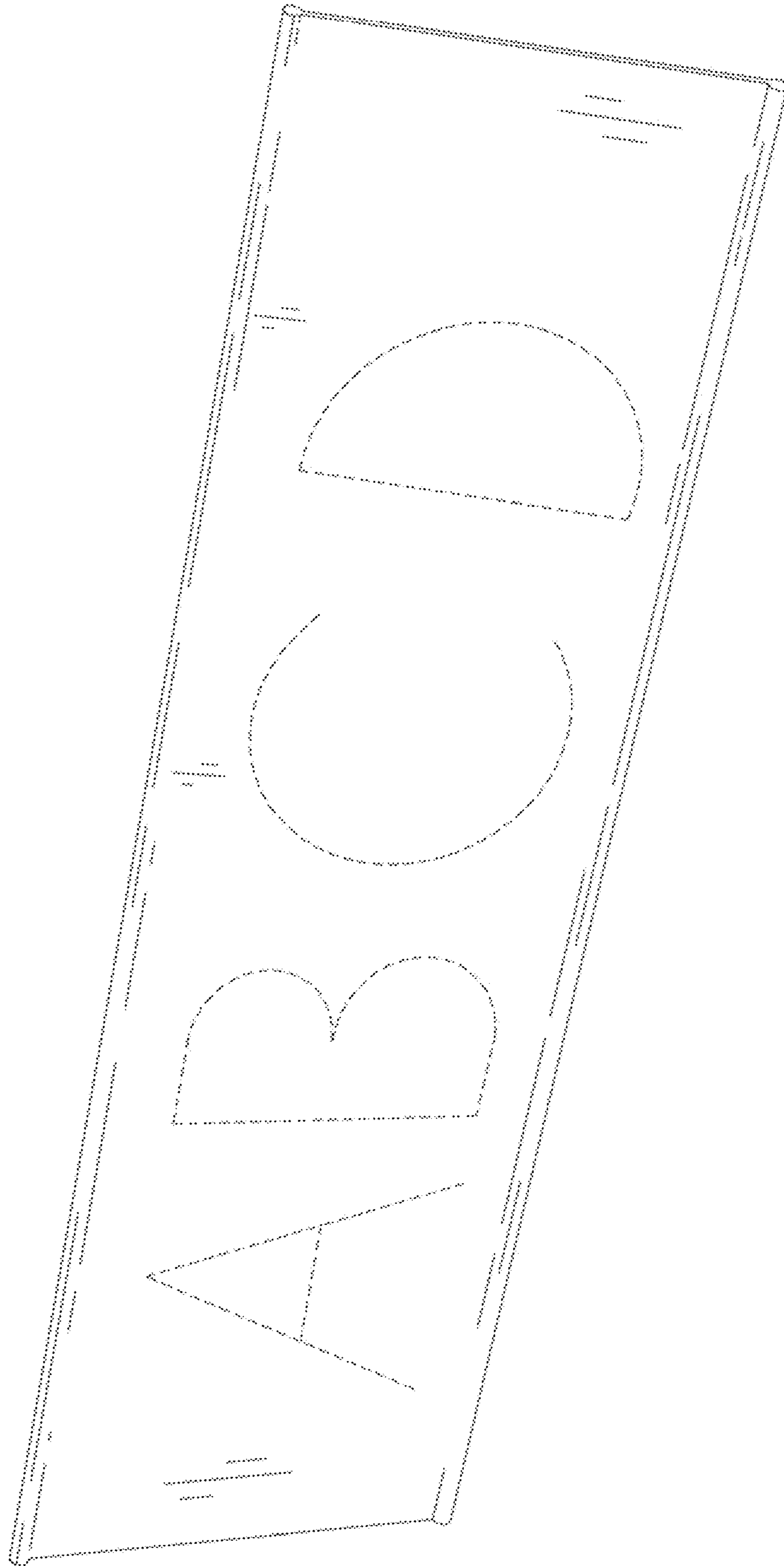


FIG. 15

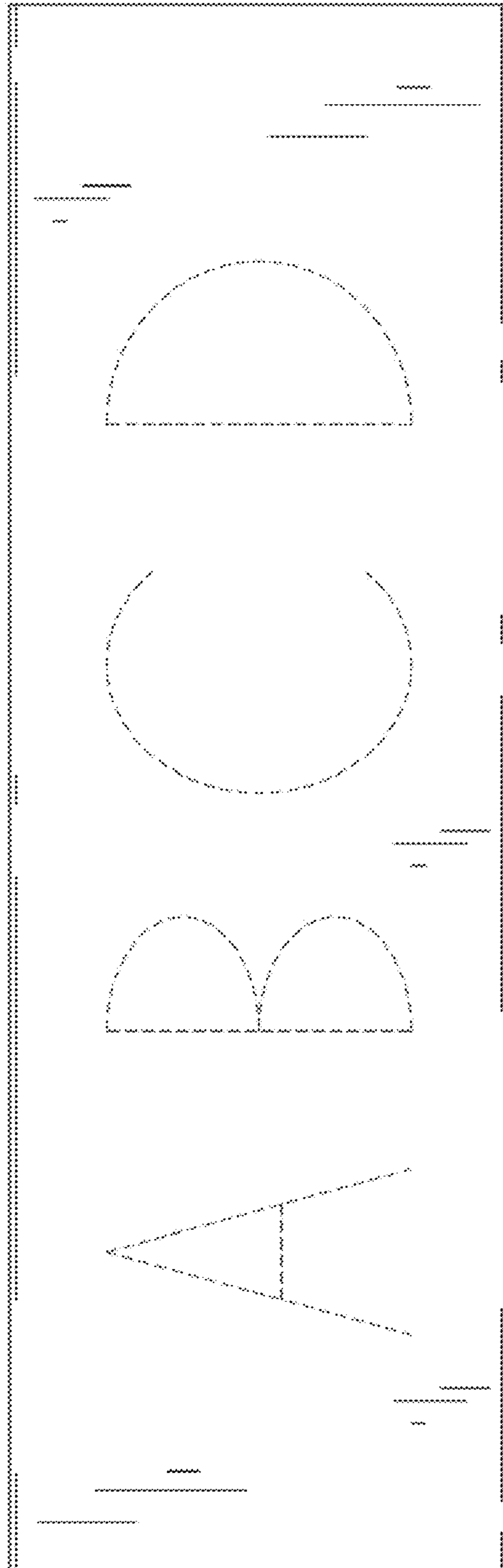


FIG. 16




FIG. 17



FIG. 18




FIG. 19