



US00D887491S

(12) **United States Design Patent**
Cardani et al.

(10) **Patent No.:** **US D887,491 S**
(45) **Date of Patent:** **** Jun. 16, 2020**

- (54) **WRITING INSTRUMENT**
- (71) Applicant: **Sanford, L.P.**, Atlanta, GA (US)
- (72) Inventors: **Jason Cardani**, Kalamazoo, MI (US);
Paul Martus, Grand Rapids, MI (US);
Ryan Heiser, Kalamazoo, MI (US)
- (73) Assignee: **Sanford, L.P.**, Atlanta, GA (US)
- (**) Term: **15 Years**
- (21) Appl. No.: **29/682,381**
- (22) Filed: **Mar. 5, 2019**
- (51) **LOC (12) Cl.** **19-06**
- (52) **U.S. Cl.**
USPC **D19/174**; D19/199; D19/910
- (58) **Field of Classification Search**
USPC D19/115-204; D14/411
CPC . B43K 5/005; B43K 7/12; B43K 8/04; B43K
8/06; B43K 21/006; B43K 21/06
See application file for complete search history.

D652,080 S *	1/2012	Shibata	D19/172
D684,578 S *	6/2013	Son	D14/411
D710,447 S *	8/2014	Shibata	D19/173
D712,480 S	9/2014	Fleming		
D713,882 S	9/2014	Fleming		
D787,595 S *	5/2017	Kim	D19/174
D791,874 S *	7/2017	Kim	D19/174
D797,853 S *	9/2017	Kim	D19/174
D817,399 S *	5/2018	Kim	D19/174
D817,400 S *	5/2018	Kim	D19/174
D832,922 S	11/2018	Bindra		

(Continued)


- (56) **References Cited**
U.S. PATENT DOCUMENTS
D338,915 S * 8/1993 Willat 401/6
D463,821 S * 10/2002 Nishida D19/174
D480,756 S * 10/2003 Hwang D19/174
D489,761 S * 5/2004 Cetera D19/174
D490,108 S * 5/2004 Moon D19/174
D492,723 S * 7/2004 Kuo Chiang D19/176
D506,780 S * 6/2005 Nakazawa D19/172
D508,717 S * 8/2005 Anand D19/174
D509,852 S * 9/2005 Anand D19/174
D536,377 S * 2/2007 Cetera D19/117
D567,859 S * 4/2008 Cetera D19/199
D583,868 S * 12/2008 Peterson D19/203
D599,402 S * 9/2009 Zhang D19/170
D611,535 S * 3/2010 Shimizu D19/174
D646,716 S * 10/2011 Losel D19/174

OTHER PUBLICATIONS
Photographs of pens, (1 page), Starting at the top: Pilot G-207; Pentel EnerGel Alloy; Uni-Ball Signo Impact 207; BIC Gelocity 0.7; Zebra Sarasa.
Primary Examiner — Elizabeth A. Albert
(74) *Attorney, Agent, or Firm* — Eversheds Sutherland (US) LLP

(57) **CLAIM**
We claim the ornamental design for a writing instrument, as shown and described.

DESCRIPTION
FIG. 1 is an upper perspective view showing our new design for a writing instrument.
FIG. 2 is a first side view showing the design of FIG. 1.
FIG. 3 is a second side view showing the design of FIG. 1.
FIG. 4 is a third side view showing the design of FIG. 1.
FIG. 5 is a fourth side view showing the design of FIG. 1.
FIG. 6 is a top view showing the design of FIG. 1; and, FIG. 7 is a bottom view showing the design of FIG. 1.
In FIGS. 1-7, the broken lines are for purposes of illustration only, and do not form a part of the claimed design.

1 Claim, 4 Drawing Sheets



(56)

References Cited

U.S. PATENT DOCUMENTS

2011/0318083 A1* 12/2011 Yoon B43K 23/02
401/106

* cited by examiner

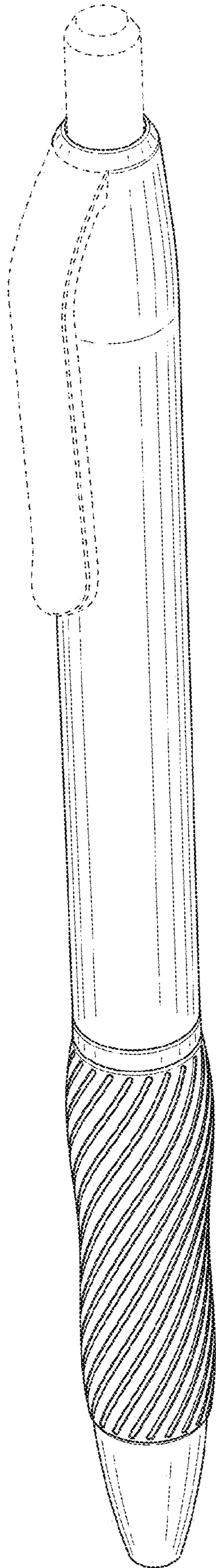


FIG. 1




FIG. 2

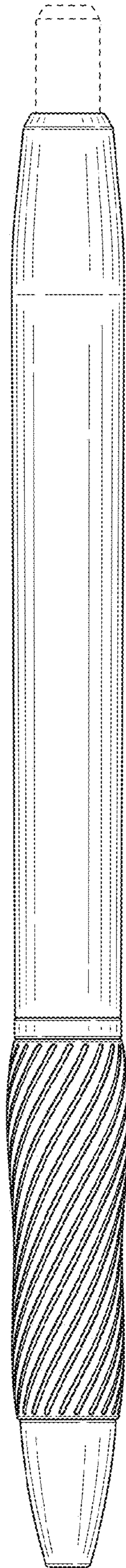


FIG. 3

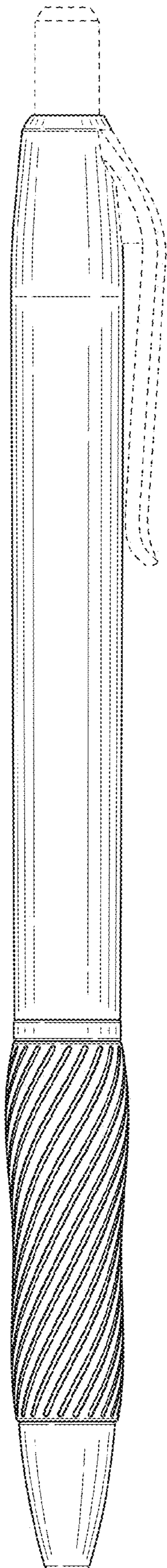


FIG. 4

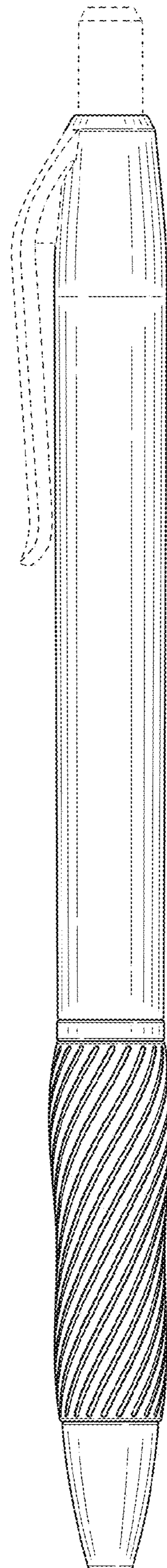


FIG. 5

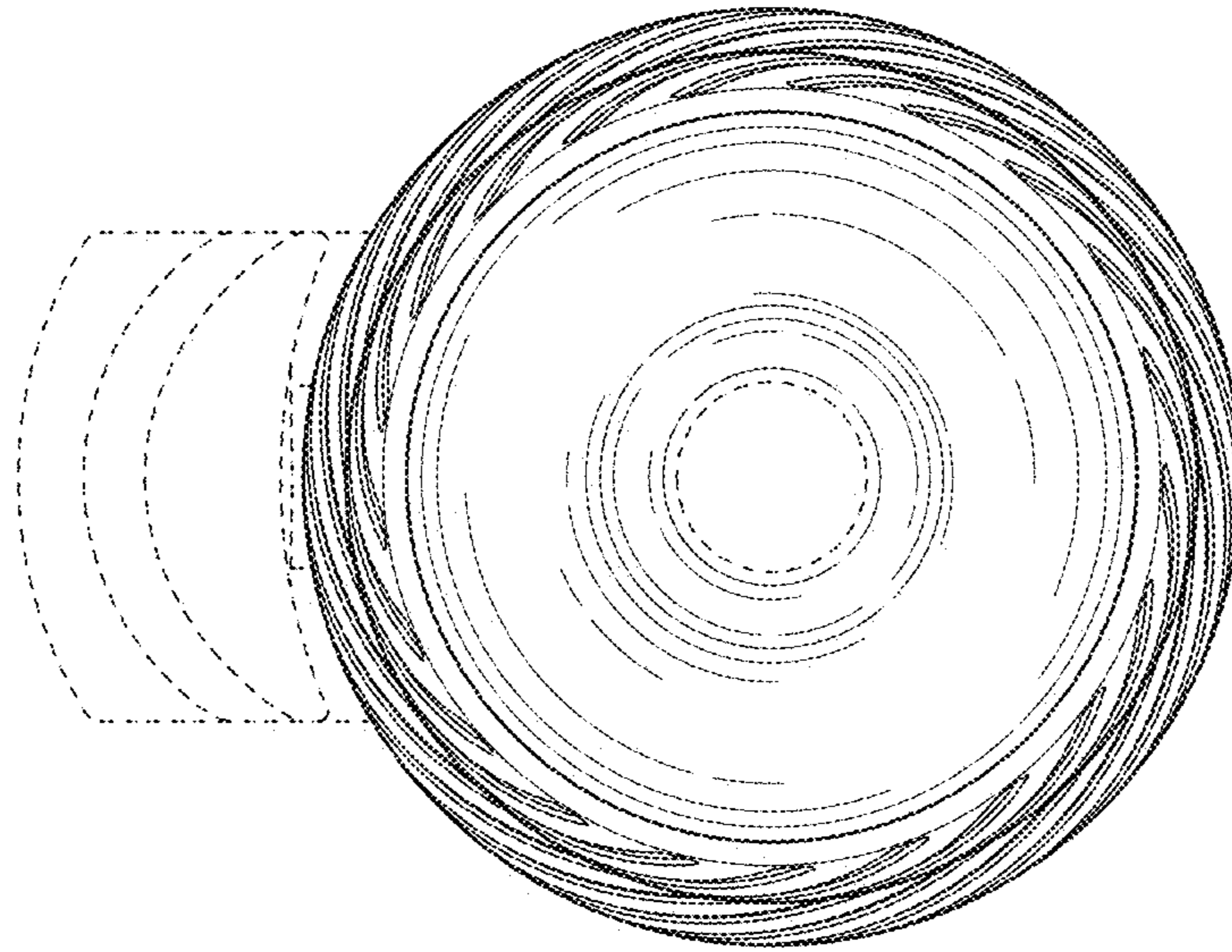


FIG. 7

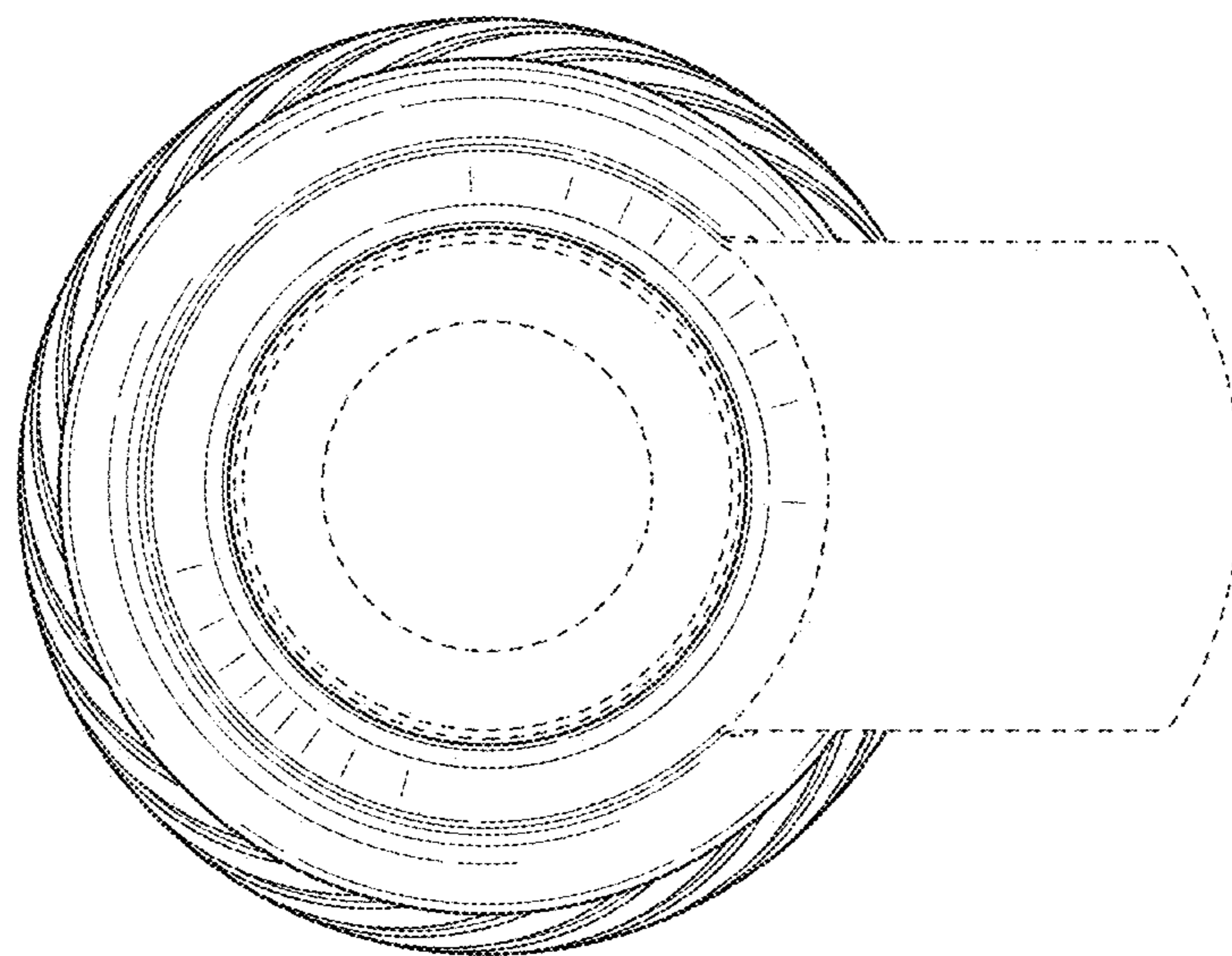


FIG. 6