



US00D887464S

(12) **United States Design Patent**
Gunnarsson et al.

(10) **Patent No.:** **US D887,464 S**
(45) **Date of Patent:** **** Jun. 16, 2020**

(54) **ROBOTIC MOWER**

A01D 75/20; A01D 75/28; A01D 78/14;
A01D 89/002; A01D 89/004; A01D
89/008

(71) Applicant: **HUSQVARNA AB**, Huskvarna (SE)

See application file for complete search history.

(72) Inventors: **Daniel Gunnarsson**, Danderyd (SE);
Tor Sigurdsson, Stockholm (SE);
Rajinder Mehra, Johanneshov (SE)

(56) **References Cited**

(73) Assignee: **HUSQVARNA AB**, Huskvarna (SE)

U.S. PATENT DOCUMENTS

(**) Term: **15 Years**

(21) Appl. No.: **29/670,998**

(22) Filed: **Nov. 21, 2018**

(30) **Foreign Application Priority Data**

May 25, 2018 (EM) 005282126-0009

(51) **LOC (12) Cl.** **15-99**

(52) **U.S. Cl.**
USPC **D15/199**

(58) **Field of Classification Search**

USPC D15/199, 14, 17, 18, 23

CPC A01D 2101/00; A01D 34/008; A01D

34/824; A01D 34/64; A01D 34/78; A01D

69/02; A01D 34/6806; A01D 34/74;

A01D 34/828; A01D 2034/6843; A01D

34/006; A01D 34/661; A01D 34/67;

A01D 34/68; A01D 34/73; A01D 34/76;

A01D 34/81; A01D 34/82; A01D 34/866;

A01D 43/10; A01D 69/10; A01D 75/008;

A01D 2034/6825; A01D 34/00; A01D

34/001; A01D 34/032; A01D 34/30;

A01D 34/404; A01D 34/66; A01D

34/662; A01D 34/668; A01D 34/84;

A01D 34/86; A01D 41/127; A01D

41/142; A01D 42/04; A01D 43/04; A01D

43/102; A01D 43/105; A01D 46/00;

A01D 57/28; A01D 67/00; A01D 69/025;

A01D 69/06; A01D 69/08; A01D 75/006;

D420,365 S	2/2000	Gunnar	
D451,931 S	12/2001	Abramson et al.	
D489,381 S *	5/2004	Mistry	D15/23
D504,901 S	5/2005	Wickstrom et al.	
D527,772 S *	9/2006	Bowen	D21/533
D559,867 S	1/2008	Abramson	
D639,351 S *	6/2011	Newmayer	D21/533
D652,431 S	1/2012	Naslund	
D656,163 S	3/2012	Johansson et al.	
D678,352 S	3/2013	Maeda et al.	
D679,294 S *	4/2013	Tajik	D15/14
D679,295 S *	4/2013	Tajik	D15/14
D681,065 S *	4/2013	Maeda	D15/14
D688,276 S *	8/2013	Naslund	D15/14

(Continued)

Primary Examiner — Khawaja Anwar

(74) *Attorney, Agent, or Firm* — Burr & Forman, LLP

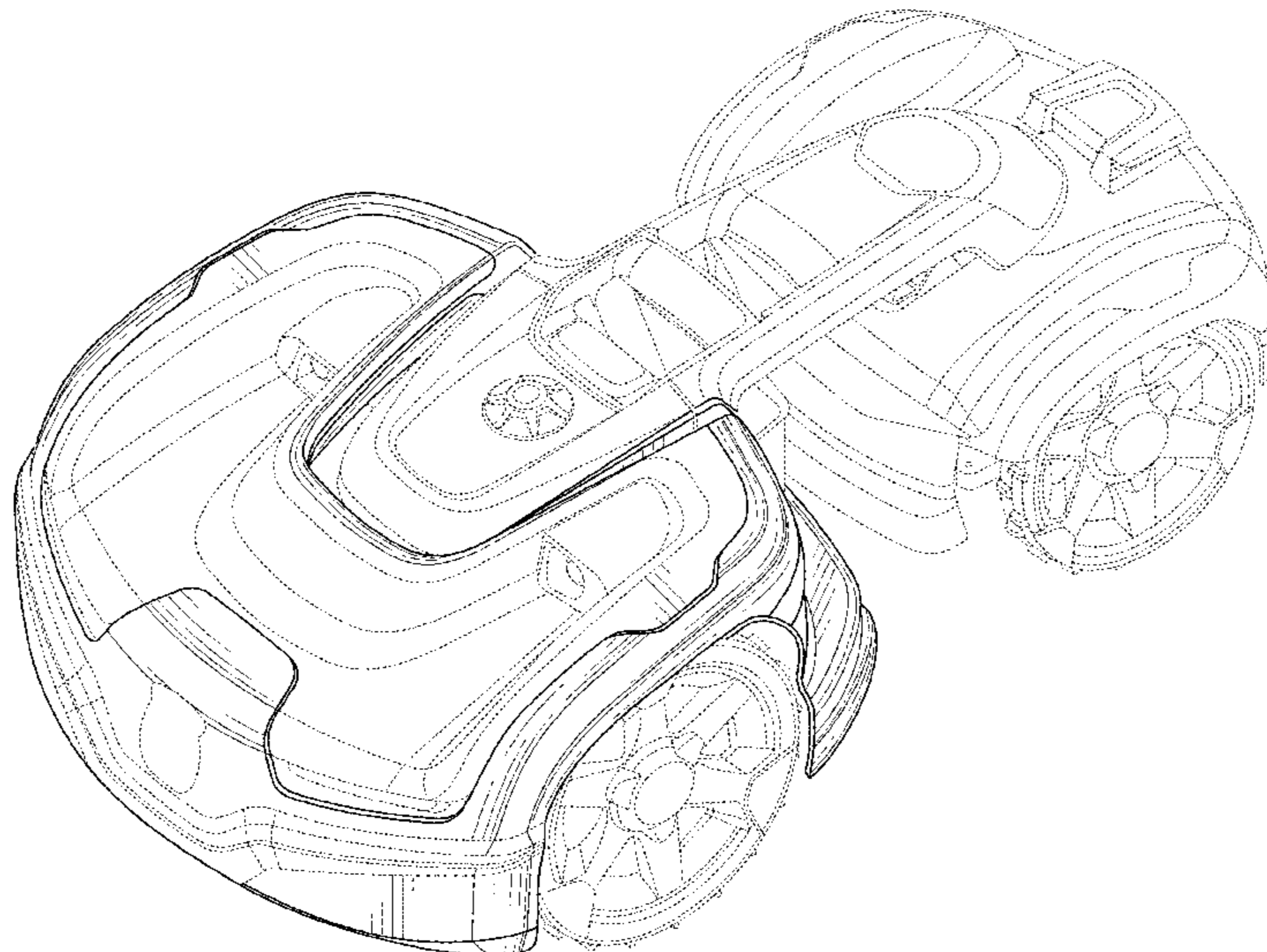
(57) **CLAIM**

The ornamental design for the robotic mower, as shown and described.

DESCRIPTION

FIG. 1 is a perspective view of a robotic mower in accordance with an embodiment of the present invention; FIG. 2 is a back view of the robotic mower of FIG. 1; FIG. 3 is a front view of the robotic mower of FIG. 1; FIG. 4 is a left side view of the robotic mower of FIG. 1; FIG. 5 is a right side view of the robotic mower of FIG. 1; FIG. 6 is a top view of the robotic mower of FIG. 1; and, FIG. 7 is a bottom view of the robotic mower of FIG. 1. The broken lines of the robotic mower in FIGS. 1-7 form no part of the claimed design.

1 Claim, 7 Drawing Sheets



(56)

References Cited

U.S. PATENT DOCUMENTS

D718,339 S 11/2014 Damshak et al.
D729,280 S 5/2015 Naslund et al.
D745,897 S * 12/2015 Mehra D15/14
D777,798 S * 1/2017 Yetkin D15/23
D781,926 S * 3/2017 Al-Hashimi D15/14
D782,552 S * 3/2017 Casadio D15/199
D796,555 S * 9/2017 Landberg D15/14
D803,765 S * 11/2017 Bei D12/533
D830,418 S * 10/2018 Naslund D15/14
D852,232 S * 6/2019 Eidson D15/14
D853,447 S * 7/2019 Mehra D15/14
D853,448 S * 7/2019 Mehra D15/14
D853,449 S * 7/2019 Mehra D15/14
D855,080 S * 7/2019 Pajevic D15/14
D861,737 S * 10/2019 Hori D15/23
D864,256 S * 10/2019 Eidson D15/17
D866,628 S * 11/2019 Xi D15/199
2011/0050374 A1 * 3/2011 Dvorak 17/42
2012/0088436 A1 * 4/2012 Grossman A63H 17/395
446/454
2015/0375812 A1 * 12/2015 Bernini E04H 4/1654
180/9.1
2016/0001829 A1 * 1/2016 Albin B62D 55/265
305/116

* cited by examiner

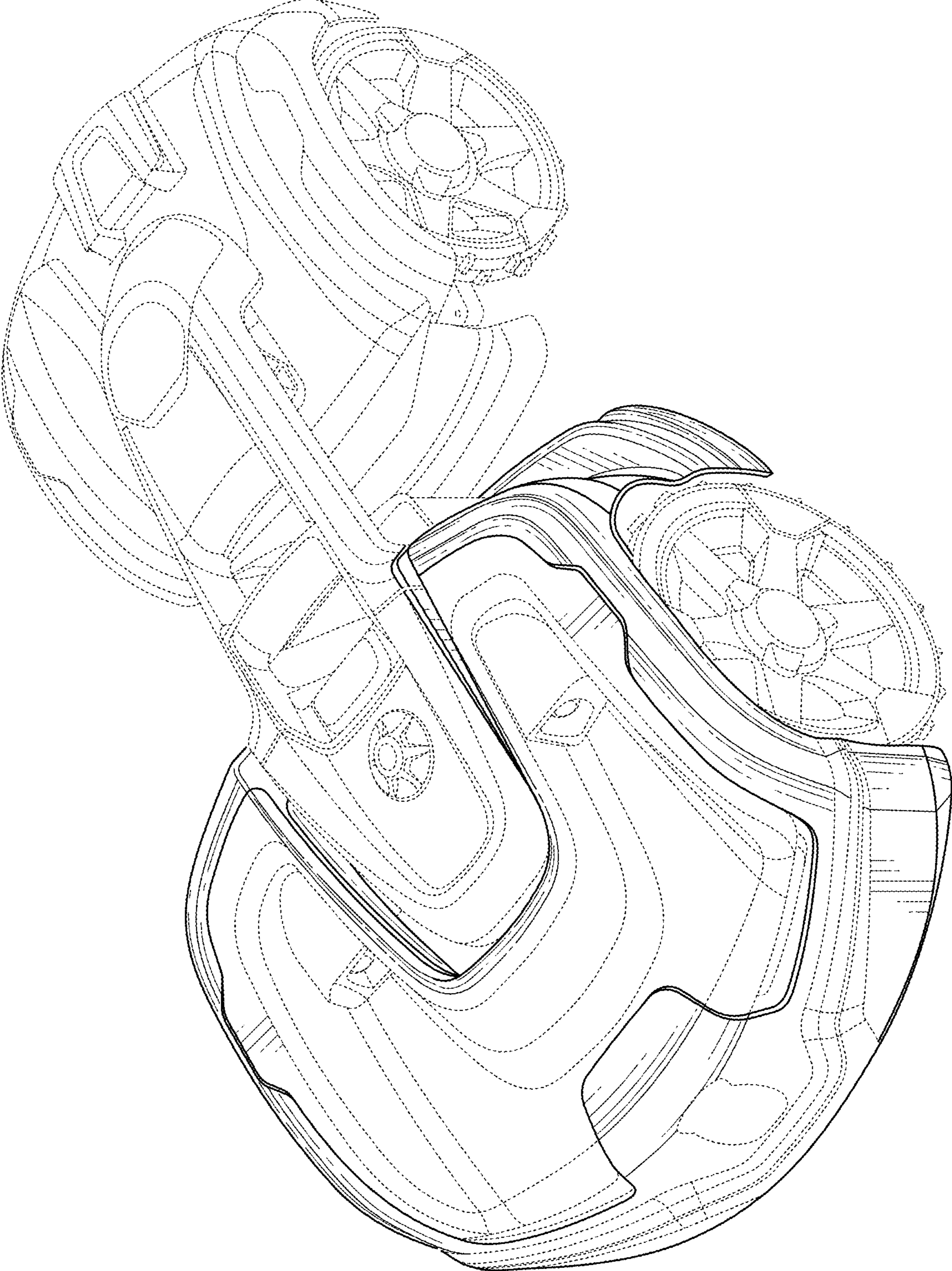


FIG. 1

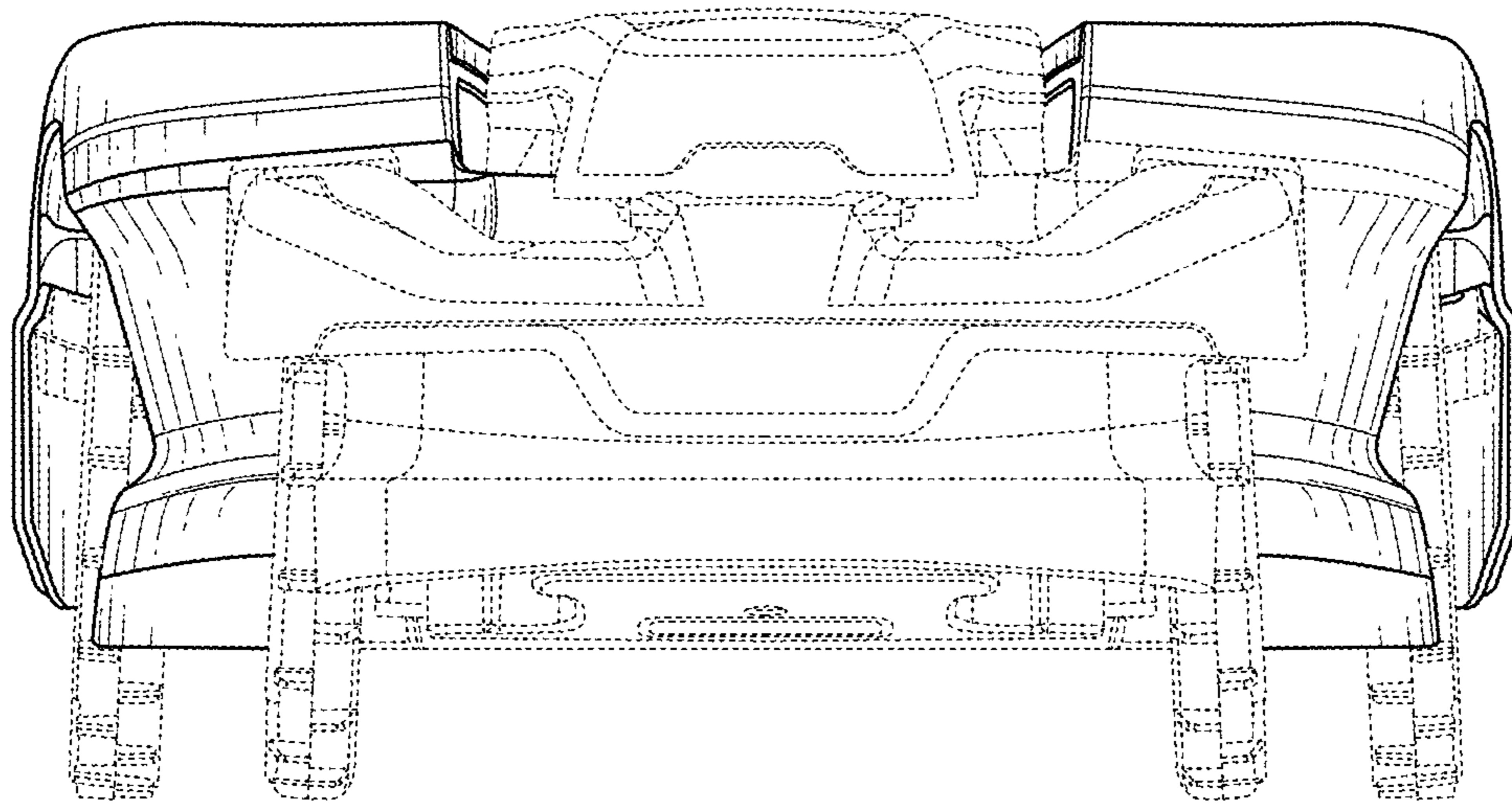


FIG. 2

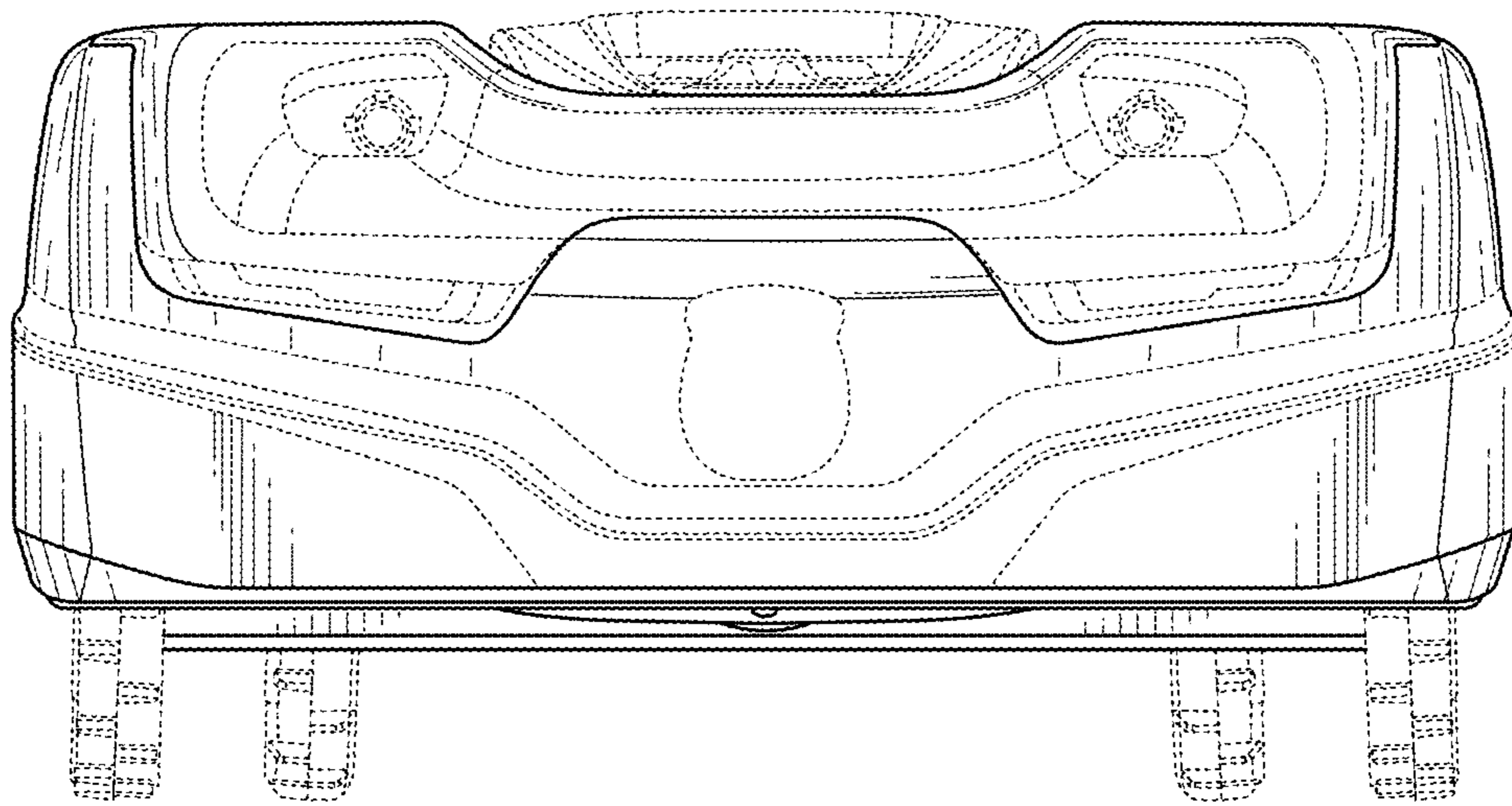


FIG. 3

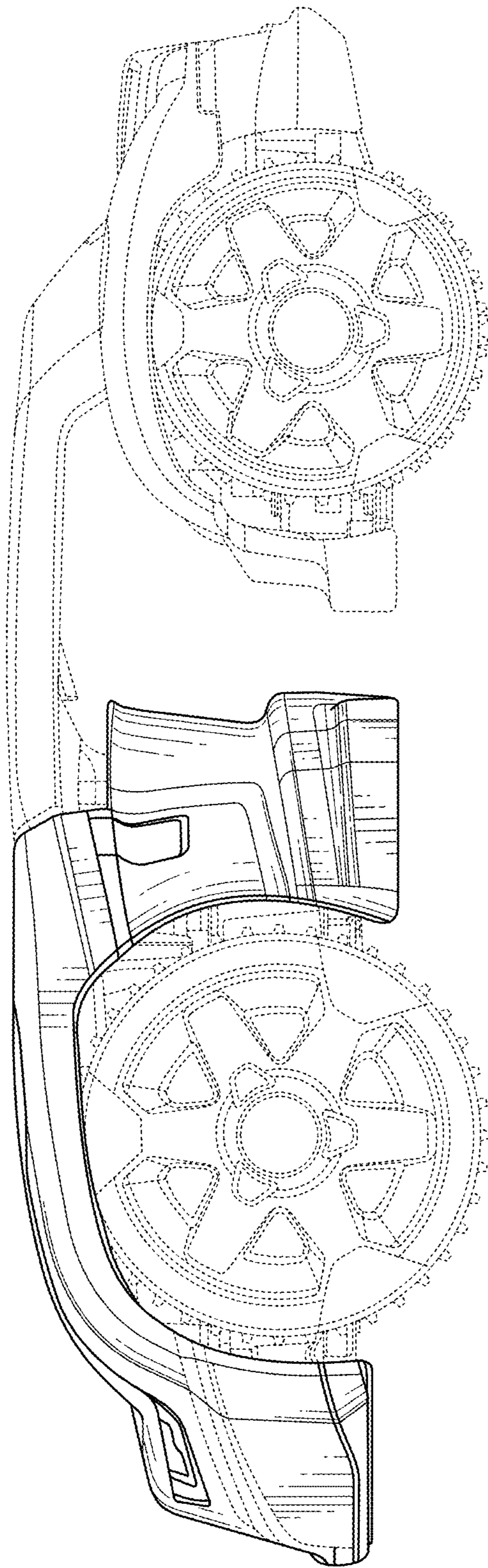


FIG. 4

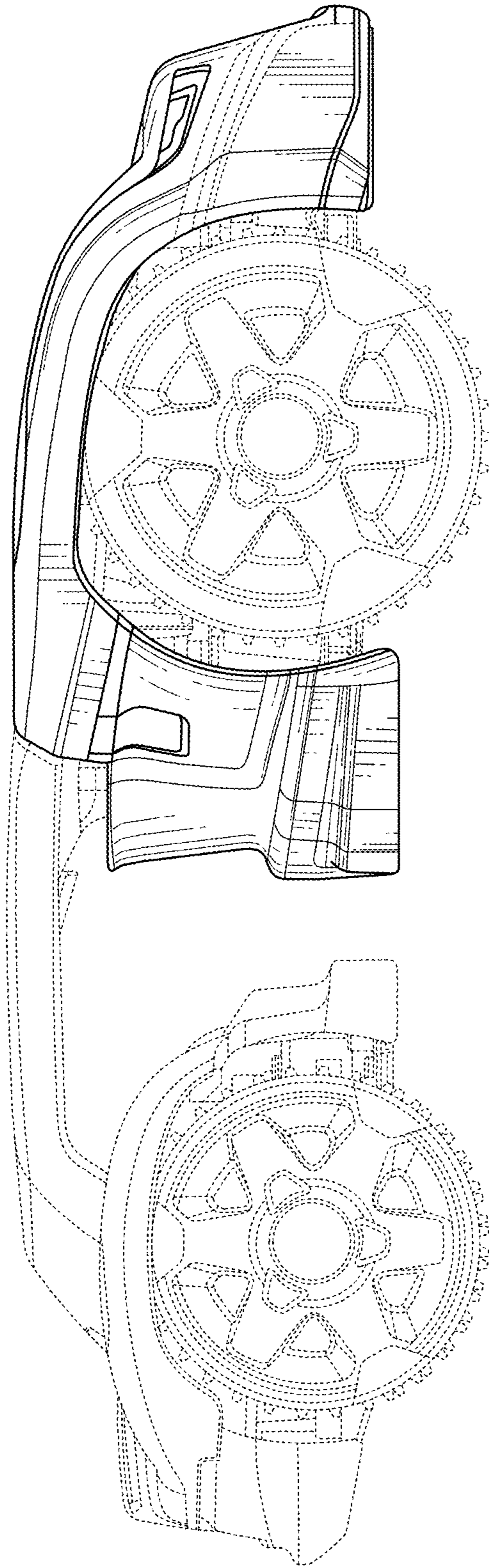


FIG. 5

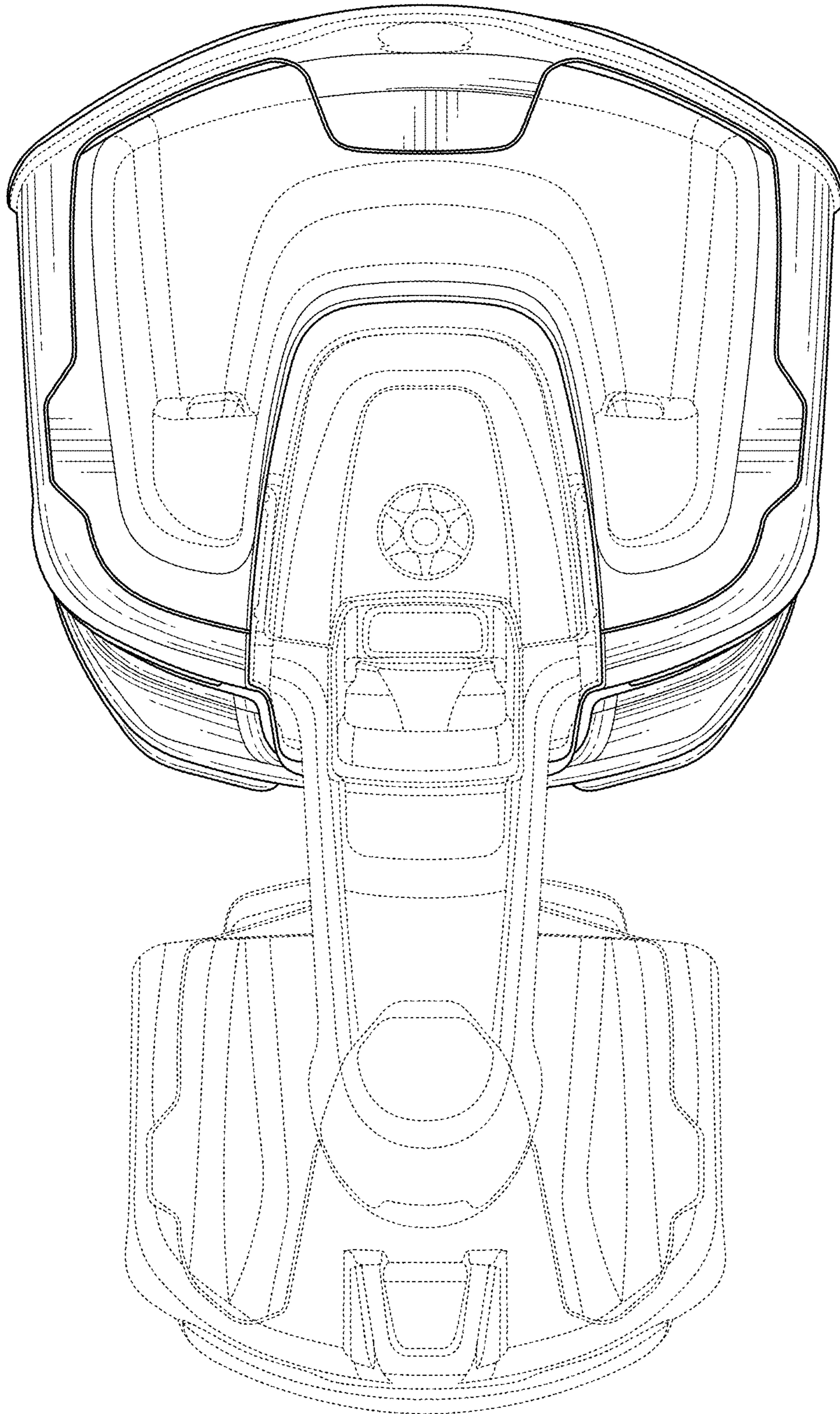


FIG. 6

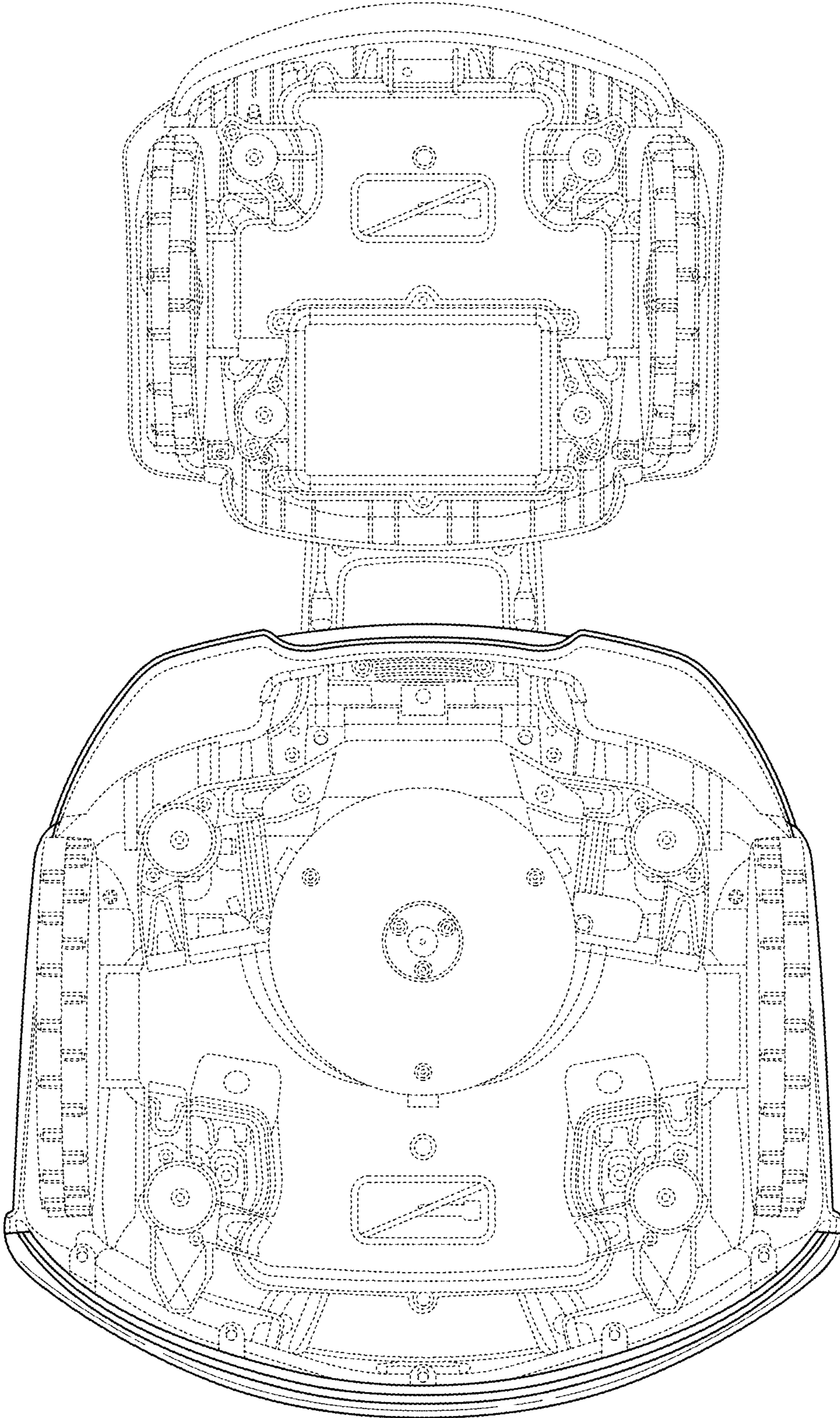


FIG. 7