



US00D887456S

(12) **United States Design Patent**  
**Adachi et al.**

(10) **Patent No.:** **US D887,456 S**  
(45) **Date of Patent:** **\*\* Jun. 16, 2020**

(54) **CONSOLE FOR CONSTRUCTION MACHINE**

(71) Applicant: **KOBELCO CONSTRUCTION MACHINERY CO., LTD.**,  
Hiroshima-shi, Hiroshima (JP)

(72) Inventors: **Kaoru Adachi**, Hiroshima (JP); **Keiji Yamamoto**, Hiroshima (JP); **Shintaro Sakitani**, Hiroshima (JP); **Masanori Sakatani**, Hiroshima (JP)

(73) Assignee: **KOBELCO CONSTRUCTION MACHINERY CO., LTD.**,  
Hiroshima-Shi (JP)

(\*\*) Term: **15 Years**

(21) Appl. No.: **29/674,923**

(22) Filed: **Dec. 27, 2018**

(30) **Foreign Application Priority Data**

Jul. 10, 2018 (JP) ..... 2018-015165

(51) **LOC (12) Cl.** ..... **15-03**

(52) **U.S. Cl.**  
USPC ..... **D15/28; D15/17**

(58) **Field of Classification Search**  
USPC ..... D15/10-33; D12/192; 180/69.24, 69.2, 180/69.21, 90, 89.12, 900; 296/70, 30, 296/72, 191, 192, 193.03  
CPC ..... B62D 49/00; B60K 37/00; B60K 37/02; B60K 37/04; B60K 2350/928; B60Y 2200/22

See application file for complete search history.

(56) **References Cited**

**U.S. PATENT DOCUMENTS**

D313,962 S \* 1/1991 Haag ..... D12/421  
D420,685 S \* 2/2000 Muranen ..... D15/30

D432,491 S \* 10/2000 Sacco ..... D12/419  
D432,549 S \* 10/2000 Surridge ..... D15/17  
D433,425 S \* 11/2000 Surridge ..... D15/17  
D441,769 S \* 5/2001 Surridge ..... D12/415  
D463,459 S \* 9/2002 Tamaru ..... D15/28  
D513,415 S \* 1/2006 Klein ..... D15/30  
D516,097 S \* 2/2006 Bergman ..... D15/28  
D521,413 S \* 5/2006 Katoh ..... D12/1  
D532,427 S \* 11/2006 Kim ..... D15/28  
D549,739 S \* 8/2007 Stephens ..... D15/28  
D555,676 S \* 11/2007 Haubrich ..... D15/28  
D593,134 S \* 5/2009 Kuwae ..... D15/17  
D667,026 S \* 9/2012 Stimel, Jr. .... D15/28  
D682,892 S \* 5/2013 Takagi ..... D15/17  
D683,369 S \* 5/2013 Takagi ..... D15/17  
D683,370 S \* 5/2013 Takagi ..... D15/17  
D685,006 S \* 6/2013 Hagura ..... D15/17  
D687,469 S \* 8/2013 Takagi ..... D15/17  
D689,529 S \* 9/2013 Hagura ..... D15/28  
D697,534 S \* 1/2014 Uchida ..... D15/17

(Continued)

*Primary Examiner* — Mark A Goodwin

(74) *Attorney, Agent, or Firm* — Birch, Stewart, Kolasch & Birch, LLP

(57) **CLAIM**

The ornamental design for a console for construction machine, as shown and described.

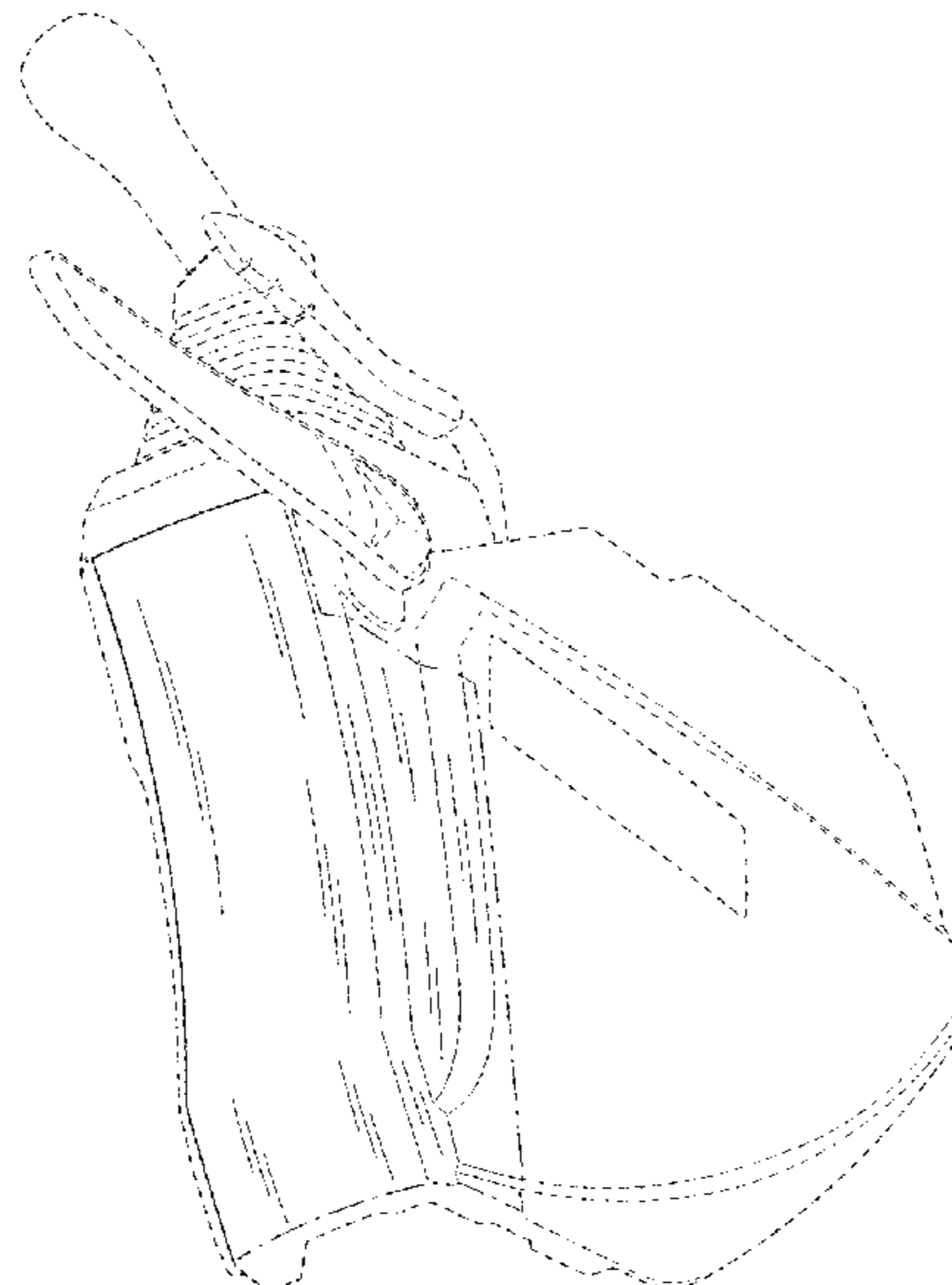
**DESCRIPTION**

FIG. 1 is a perspective view of a console for construction machine;  
FIG. 2 is a front view thereof;  
FIG. 3 is a left side view thereof;  
FIG. 4 is a right side view thereof; and,  
FIG. 5 is a bottom view thereof.

The broken lines depict portions of the console for construction machine in which the design is embodied that are not considered part of the claimed design.

The dashed lines show a boundary between the claimed design and unclaimed portions.

**1 Claim, 5 Drawing Sheets**



(56)

**References Cited**

U.S. PATENT DOCUMENTS

D718,343 S *	11/2014	Carter .....	D15/28
D730,948 S	6/2015	Higuchi et al.	
D783,686 S *	4/2017	Jilbert .....	D15/28
D813,916 S *	3/2018	Okuyama .....	D15/28
D816,729 S *	5/2018	Diebold .....	D15/28
D816,730 S *	5/2018	Diebold .....	D15/28
D834,622 S *	11/2018	Fincato .....	D15/28
D856,379 S *	8/2019	Ninomiya .....	D15/28
D856,380 S *	8/2019	Ninomiya .....	D15/28
D856,381 S *	8/2019	Ninomiya .....	D15/28

\* cited by examiner

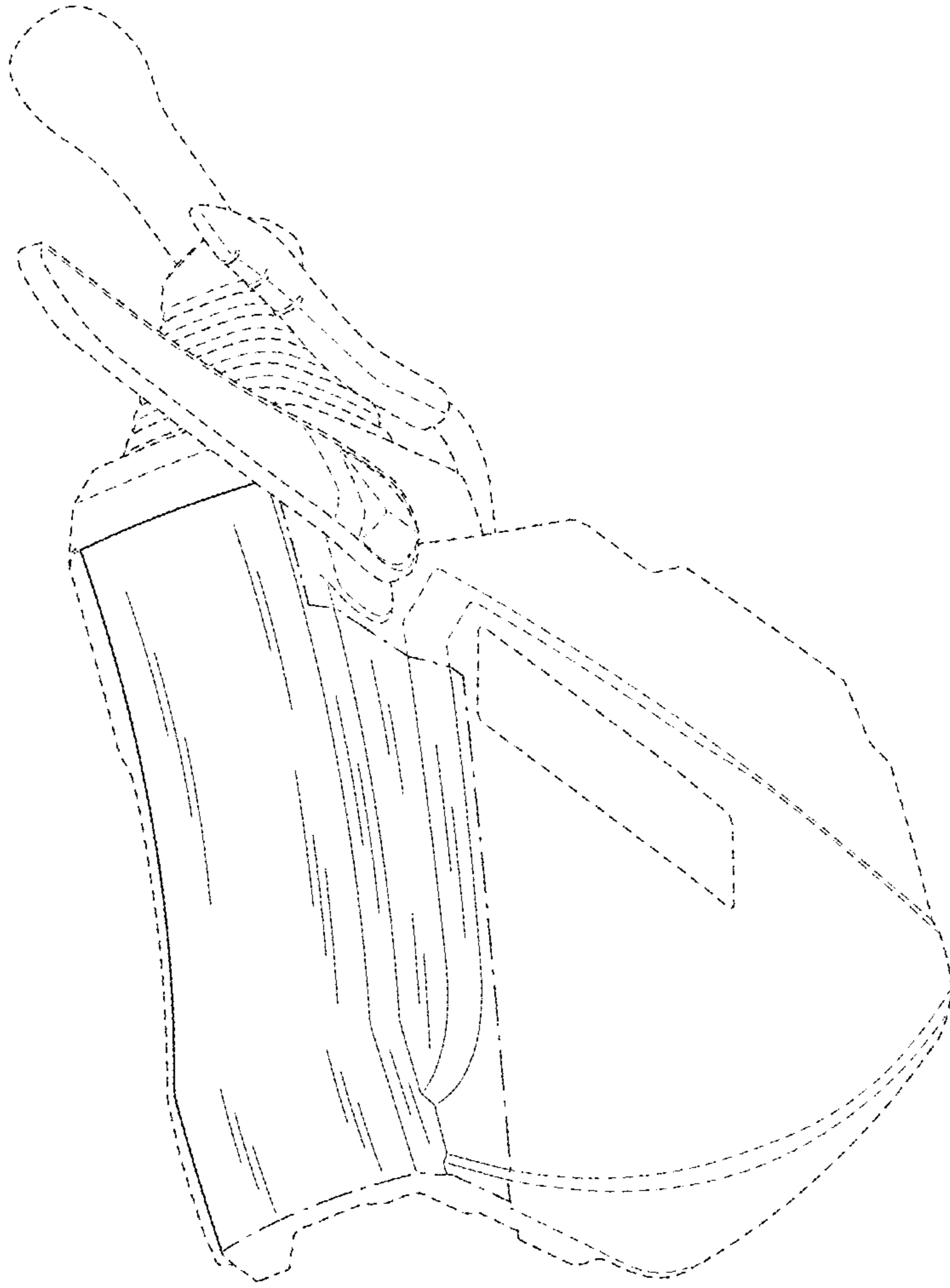


FIG.1

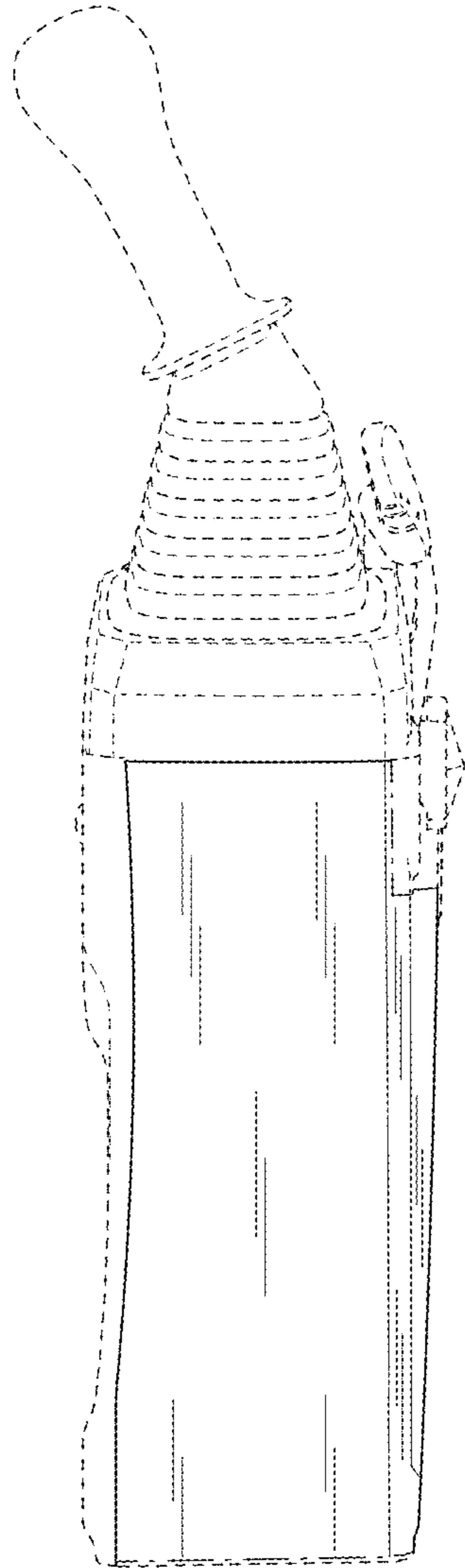


FIG.2

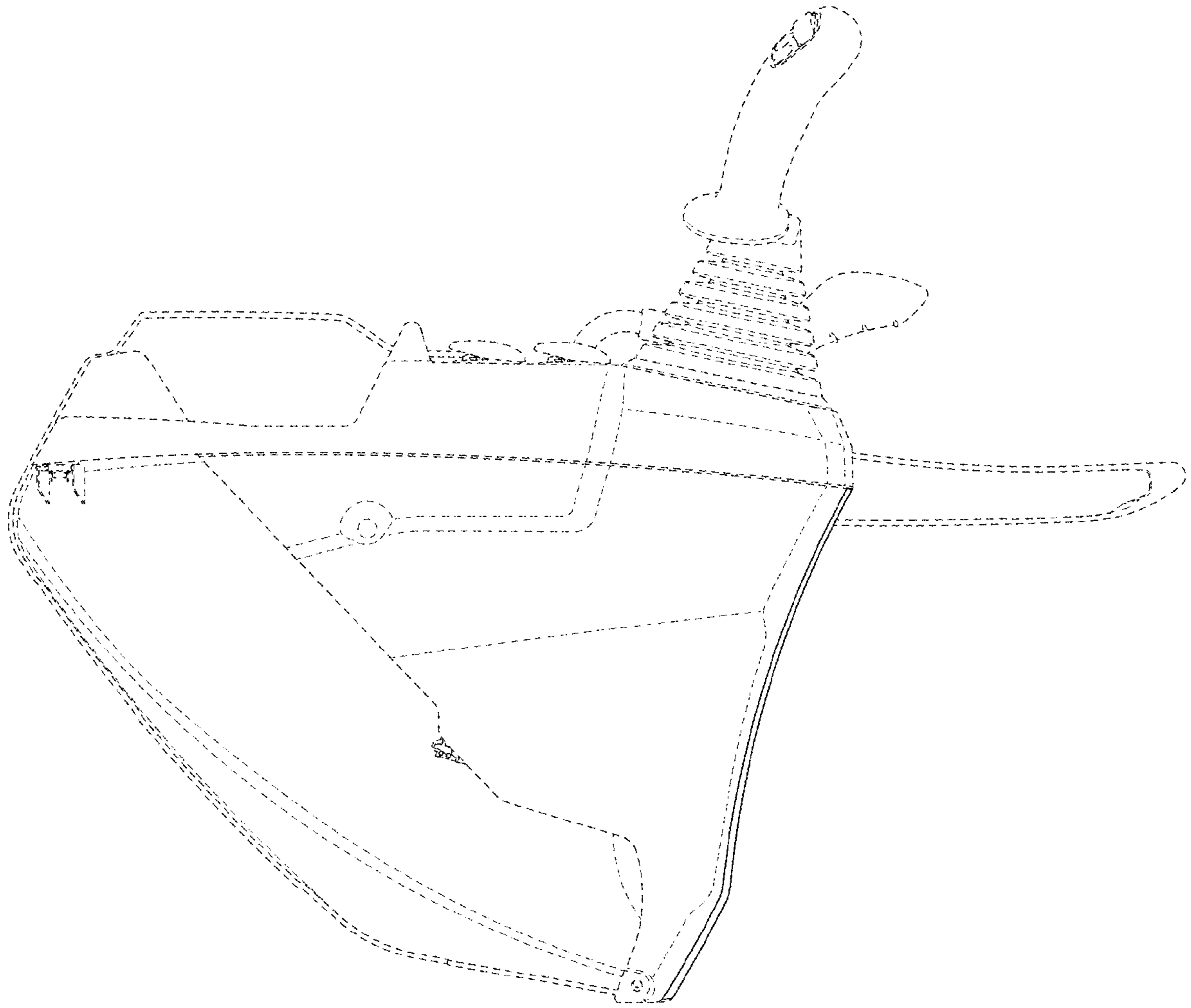


FIG.3

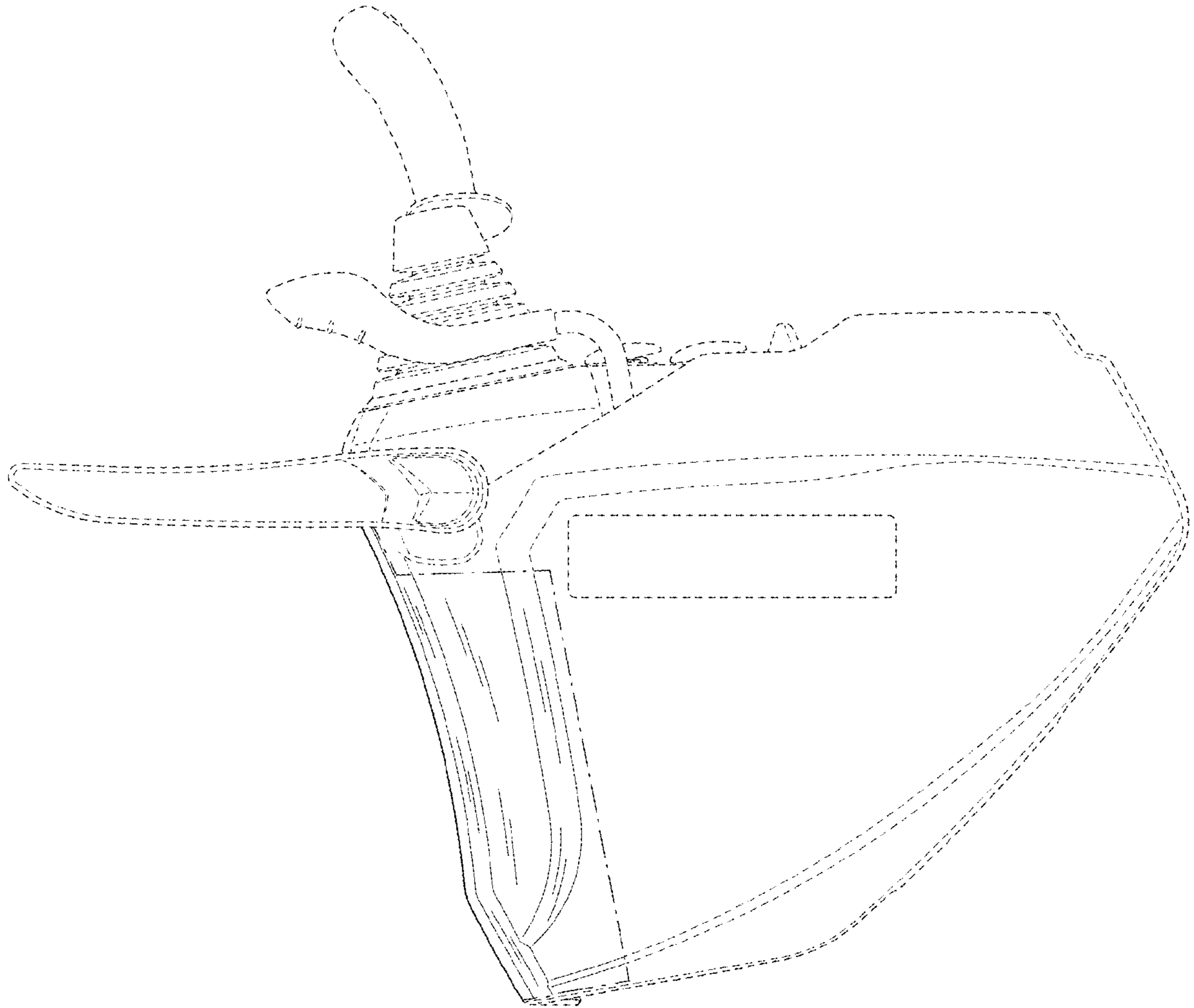


FIG.4

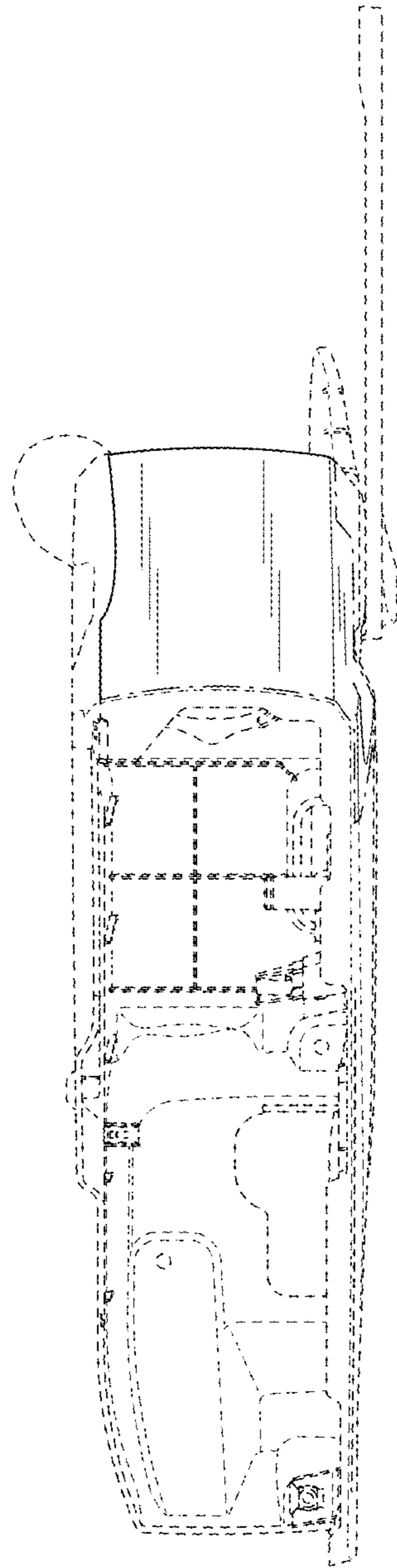


FIG.5