



US00D887371S

(12) **United States Design Patent** (10) **Patent No.:** **US D887,371 S**
Jacoby et al. (45) **Date of Patent:** **** *Jun. 16, 2020**

(54) **CONTROL DEVICE**

(71) Applicant: **Lutron Technology Company LLC**,
Coopersburg, PA (US)
(72) Inventors: **Elliot G. Jacoby**, Glenside, PA (US);
Jason C. Killo, Emmaus, PA (US);
Brad Michael Kreschollek, Bethlehem,
PA (US)

(73) Assignee: **Lutron Technology Company LLC**,
Coopersburg, PA (US)

(*) Notice: This patent is subject to a terminal dis-
claimer.

(**) Term: **15 Years**

(21) Appl. No.: **29/684,650**

(22) Filed: **Mar. 22, 2019**

Related U.S. Application Data

(63) Continuation of application No. 29/615,437, filed on
Aug. 29, 2017, now Pat. No. Des. 856,940, which is
a continuation of application No. 29/570,643, filed on
Jul. 11, 2016, now Pat. No. Des. 803,167, which is a
continuation of application No. 29/529,486, filed on
Jun. 8, 2015, now Pat. No. Des. 767,513, which is a
continuation of application No. 29/472,772, filed on
Nov. 15, 2013, now Pat. No. Des. 734,277.

(51) **LOC (12) Cl.** **13-03**

(52) **U.S. Cl.**
USPC **D13/164**

(58) **Field of Classification Search**
USPC D13/162, 164, 171, 177
CPC .. H01H 3/12; H01H 9/02; H01H 9/16; H01H
9/18; H01H 9/181; H01H 9/182; H01H
13/04; H01H 13/14; H01H 2009/187;
H05B 33/0803; H05B 33/0863; H05B
37/02; H05B 37/0254; H05B 37/0272;
H05B 39/02; H05B 39/04; H05B 39/085;
H05B 39/086; H05B 39/088

See application file for complete search history.

(56) **References Cited**

U.S. PATENT DOCUMENTS

D262,261 S 12/1981 Schumacher et al.
5,036,168 A 7/1991 Kikuchi et al.
D331,741 S 12/1992 Fujiyoshi
(Continued)

FOREIGN PATENT DOCUMENTS

CA 123790 6/2009
DE G 92 14 324.5 2/1993

OTHER PUBLICATIONS

Lutron Electronics Co., Inc., Stanza Hotel Guestroom Light Control
Brochure, Feb. 20, 2008, 12 pages.

(Continued)

Primary Examiner — Selina Sikder

(74) *Attorney, Agent, or Firm* — Saidman DesignLaw
Group, LLC

(57) **CLAIM**

We claim the ornamental design for a control device, as
shown and described.

DESCRIPTION

FIG. 1 is a perspective view of a control device showing our
new design.

FIG. 2 is a front view thereof.

FIG. 3 is a left side view thereof.

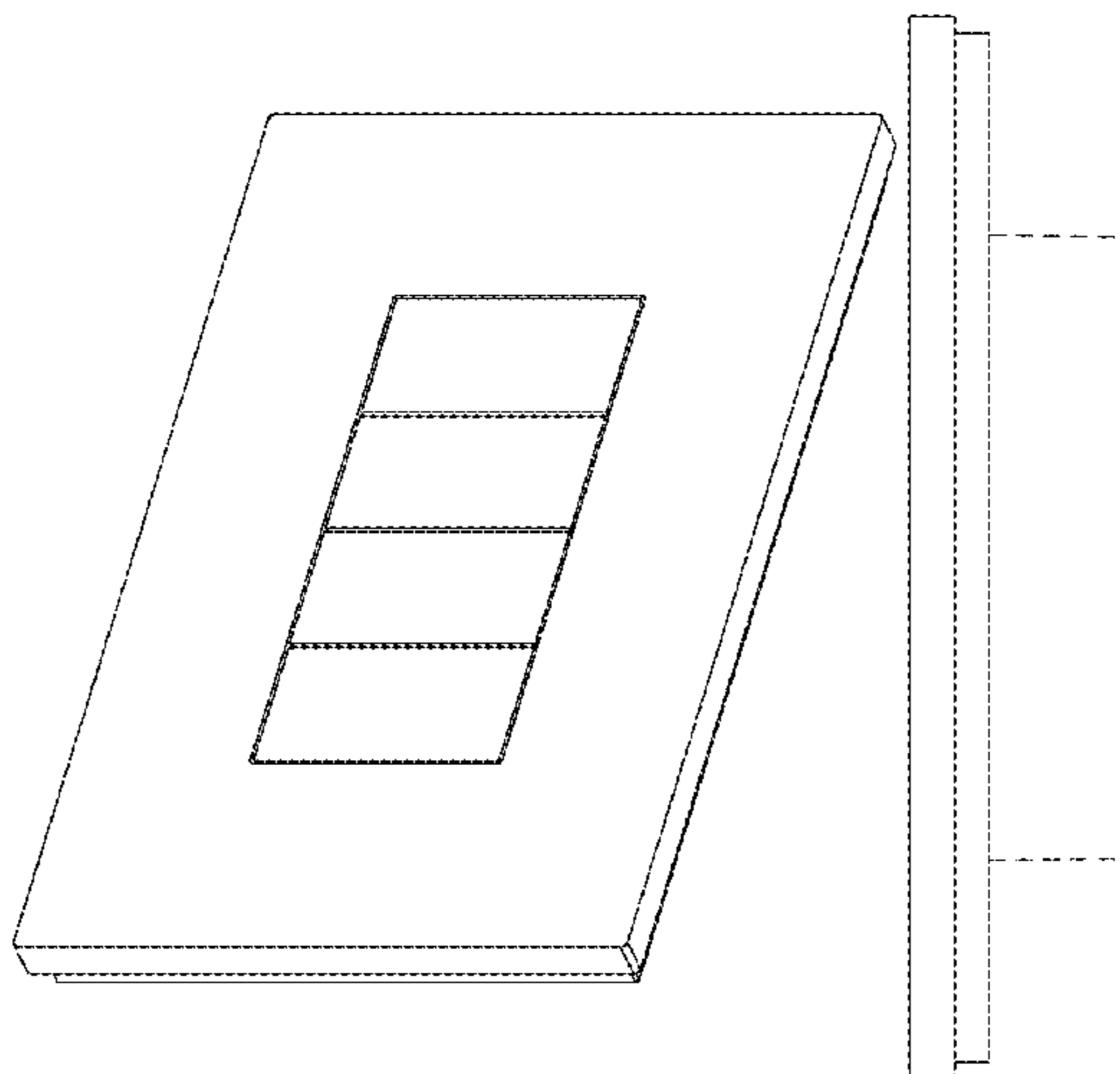
FIG. 4 is a right side view thereof.

FIG. 5 is a top view thereof; and,

FIG. 6 is a bottom view thereof.

The rear views form no part of the design and are omitted.
The portions of the drawings appearing in broken lines are
for environment only and do not form part of the claimed
design.

1 Claim, 4 Drawing Sheets



(56)

References Cited

U.S. PATENT DOCUMENTS

D331,742 S 12/1992 Fujiyoshi
 D335,867 S 5/1993 Rowen
 D337,755 S 7/1993 Rowen et al.
 D344,068 S 2/1994 Adams et al.
 D421,246 S 2/2000 Mayo et al.
 D437,585 S 2/2001 Mayo et al.
 D450,043 S * 11/2001 Mosebrook D13/164
 D453,742 S 2/2002 Butler et al.
 D456,783 S 5/2002 Mayo et al.
 D465,460 S 11/2002 Mayo et al.
 D466,090 S 11/2002 Bennett et al.
 6,535,202 B1 3/2003 Amari et al.
 D477,577 S 7/2003 Mayo et al.
 D487,429 S 3/2004 Bennett et al.
 D533,844 S 12/2006 Larson et al.
 D539,234 S 3/2007 Blair et al.
 D543,951 S 6/2007 Blair et al.
 D544,450 S 6/2007 Mierta et al.
 D546,296 S 7/2007 Blair et al.
 D552,042 S 10/2007 Mayo et al.
 D553,583 S 10/2007 Xu
 D553,584 S 10/2007 Mierta et al.
 D558,686 S 1/2008 Bhate et al.
 D566,658 S 4/2008 Mayo et al.
 D567,767 S 4/2008 Hewson et al.
 7,361,853 B2 4/2008 Clegg et al.
 D572,202 S 7/2008 Jacoby et al.
 D572,666 S 7/2008 Biery et al.
 D573,956 S 7/2008 Hollner et al.
 D574,787 S 8/2008 Hollner
 D592,611 S 5/2009 Altonen et al.
 D598,399 S 8/2009 Mayo et al.
 D606,030 S 12/2009 Felegy, Jr. et al.
 D614,588 S 4/2010 Snyder et al.
 D624,881 S 10/2010 Altonen et al.
 D627,309 S * 11/2010 Snyder D13/171
 D631,854 S 2/2011 Blair et al.
 D633,448 S 3/2011 Biery et al.
 D633,874 S 3/2011 Feldstein et al.
 D636,347 S 4/2011 Felegy, Jr. et al.
 D638,375 S 5/2011 Clymer et al.
 D649,123 S 11/2011 Jacoby et al.
 D649,124 S 11/2011 Jacoby et al.
 D649,520 S 11/2011 Jacoby et al.
 D655,254 S 3/2012 Jacoby et al.
 D666,978 S 9/2012 Felegy, Jr. et al.
 8,289,192 B2 10/2012 O'Donnell
 D673,510 S 1/2013 Felegy, Jr. et al.
 D694,196 S 11/2013 Felegy, Jr. et al.
 D694,716 S 12/2013 Felegy, Jr. et al.
 D706,731 S 6/2014 Altonen et al.
 D706,732 S 6/2014 Altonen et al.

D707,191 S 6/2014 Altonen et al.
 D708,587 S 7/2014 Sloan
 D711,837 S 8/2014 Clymer et al.
 D714,234 S 9/2014 Altonen et al.
 D714,736 S 10/2014 O'Donnell
 D720,306 S 12/2014 Altonen et al.
 D733,076 S 6/2015 Jacoby et al.
 D734,277 S 7/2015 Jacoby et al.
 D737,154 S 8/2015 Jacoby et al.
 D762,590 S 8/2016 Clymer et al.
 D767,513 S 9/2016 Jacoby et al.
 D768,582 S 10/2016 Jacoby et al.
 D770,393 S 11/2016 Jacoby et al.
 D770,394 S 11/2016 Spira
 D781,247 S 3/2017 Hoffknecht et al.
 D793,348 S 8/2017 Gage et al.
 D797,685 S 9/2017 Mosolygo
 D799,997 S 10/2017 Jacoby et al.
 D800,669 S 10/2017 Poulheim et al.
 D800,672 S 10/2017 Poulheim et al.
 D803,167 S * 11/2017 Jacoby D13/171
 D803,793 S * 11/2017 Jacoby D13/171
 D813,828 S * 3/2018 Jacoby D13/177
 D815,607 S 4/2018 Ubirajara Silva
 D832,226 S 10/2018 Poulheim et al.
 D834,536 S 11/2018 Poulheim et al.
 D834,539 S 11/2018 Poulheim et al.
 D835,051 S 12/2018 Poulheim et al.
 D837,749 S 1/2019 Liao et al.
 D856,940 S * 8/2019 Jacoby D13/164
 2014/0268630 A1 9/2014 Samuels

OTHER PUBLICATIONS

Lightolier, Specification Sheet for iGen DALI 4-Button Scene Controller Model No. DA-WS4SS-7, 2007, 2 pages.
 Vantage Controls Inc., Vantage Online Binder, 2004, pp. 1, 3-4, 7, 33-34, 113.
 Dynalite Intelligent Light Pty Ltd., Light News, Aug. 2005, 8 pages, issue 2.
 Incom, GS-700 Family Glass Series Switches Sell Sheet, Nov. 2008, 2 pages.
 Lutron Electronics Co., Inc., Faceplate for Pico Wireless Controller Installation Sheet, Mar. 31, 2010, 2 sheets.
 Basalte Bvba, Sentido KNX v3.1 Manual, 2012, pp. 1-3.
 Bticino Spa, Matix Brochure, May 2009, 16 pages.
 Steve May, "Create Custom Buttons with Laser Shark Engraving for RTI", Inside CI, Aug. 26, 2013, <http://www.insideci.co.uk/create-custom-buttons-with-laser-shark-engraving-for-rti.aspx>, captured Aug. 29, 2019, 2 pages.
 Keypad Dimmer Owner's Manual 2334-222, Insteon, Jul. 25, 2013, 24 pages.

* cited by examiner

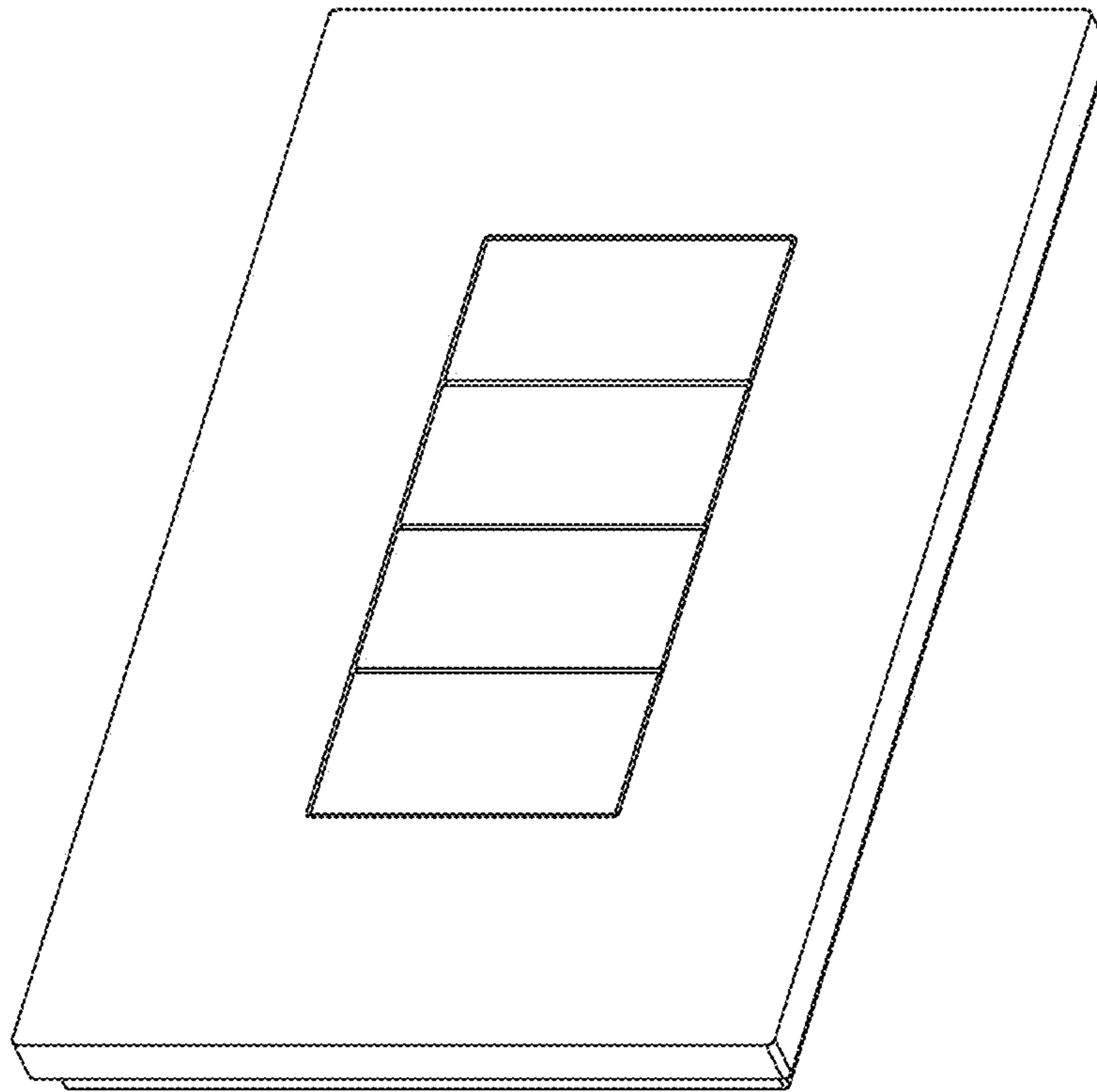


Fig. 1

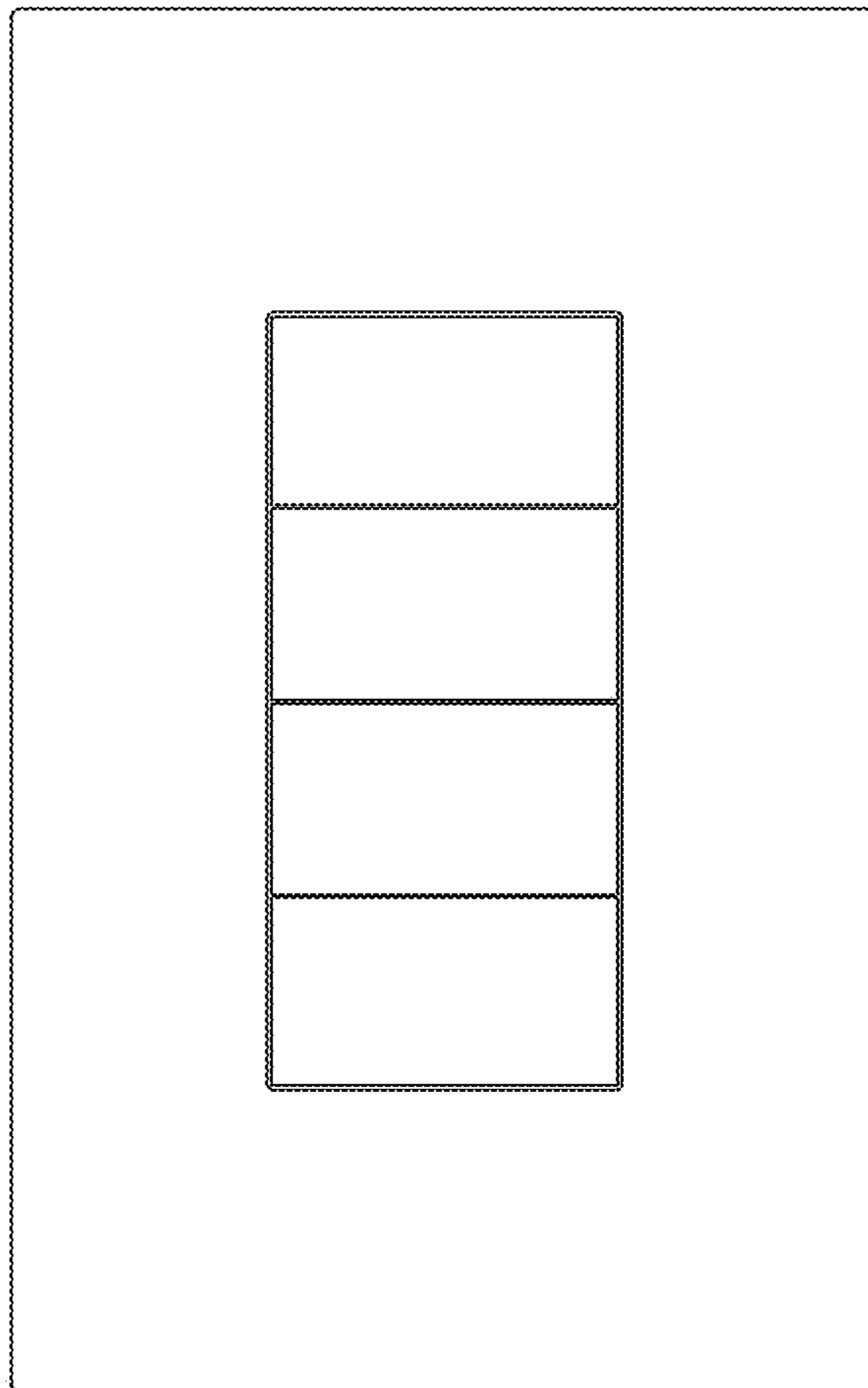


Fig. 2




Fig. 3




Fig. 4




Fig. 5




Fig. 6