



US00D887358S

(12) **United States Design Patent**
Berrezag et al.

(10) **Patent No.:** **US D887,358 S**
(45) **Date of Patent:** **** Jun. 16, 2020**

(54) **MOTOR MEMBRANE**
(71) Applicant: **Lofelt GmbH**, Berlin (DE)
(72) Inventors: **Amir Berrezag**, Berlin (DE); **Hannah Daled**, Berlin (DE); **Pooya Ghaderi**, Montreal (CA)
(73) Assignee: **Lofelt GmbH**, Berlin (DE)
(**) Term: **15 Years**
(21) Appl. No.: **29/693,793**
(22) Filed: **Jun. 5, 2019**

D589,471 S * 3/2009 Komatsu D13/182
D614,153 S * 4/2010 Fondurulia C23C 16/4481
D13/182
9,286,951 B2 * 3/2016 Okada H05K 7/02
9,513,666 B2 * 12/2016 Li H01Q 9/0407
D797,690 S * 9/2017 Furutani D13/182
D798,250 S * 9/2017 Furutani D13/182
9,829,118 B2 * 11/2017 Whiteside A47F 9/04
D826,185 S * 8/2018 Kosugi D13/182
D826,189 S * 8/2018 Podubni D13/182
D826,190 S * 8/2018 Podubni D13/182
D826,192 S * 8/2018 Podubni D13/182
D830,319 S * 10/2018 Podubni D13/182
D830,320 S * 10/2018 Podubni D13/182
D832,229 S * 10/2018 Podubni D13/182
D833,990 S * 11/2018 Podubni D13/182
D834,546 S * 11/2018 Podubni D13/182
D841,606 S * 2/2019 Podubni D13/182

(30) **Foreign Application Priority Data**
Dec. 6, 2018 (EM) 005845344
(51) **LOC (12) Cl.** **13-01**
(52) **U.S. Cl.**
USPC **D13/112**
(58) **Field of Classification Search**
USPC D13/117, 182
CPC H05K 3/00; H05K 3/30; H05K 3/301;
H05K 3/303; H05K 3/34; H05K 3/3405;
H05K 3/341; H05K 3/36; H05K 3/361;
H05K 3/363; H05K 3/40; H05K 7/14;
H05K 7/1422; H05K 7/00; H05K 1/18;
H05K 1/02; H05K 1/181; H05K 1/182;
H05K 1/183; H05K 1/184; H05K 1/189;
H05K 1/00
See application file for complete search history.

(56) **References Cited**
U.S. PATENT DOCUMENTS
D474,773 S * 5/2003 Kondo D13/182
D485,536 S * 1/2004 Dang D13/182
7,107,944 B1 * 9/2006 Heinzen B25F 5/006
123/46 SC

(Continued)

Primary Examiner — Susan Bennett Hattan
Assistant Examiner — Suzanne E Tisdell
(74) *Attorney, Agent, or Firm* — Chernoff Vilhauer LLP

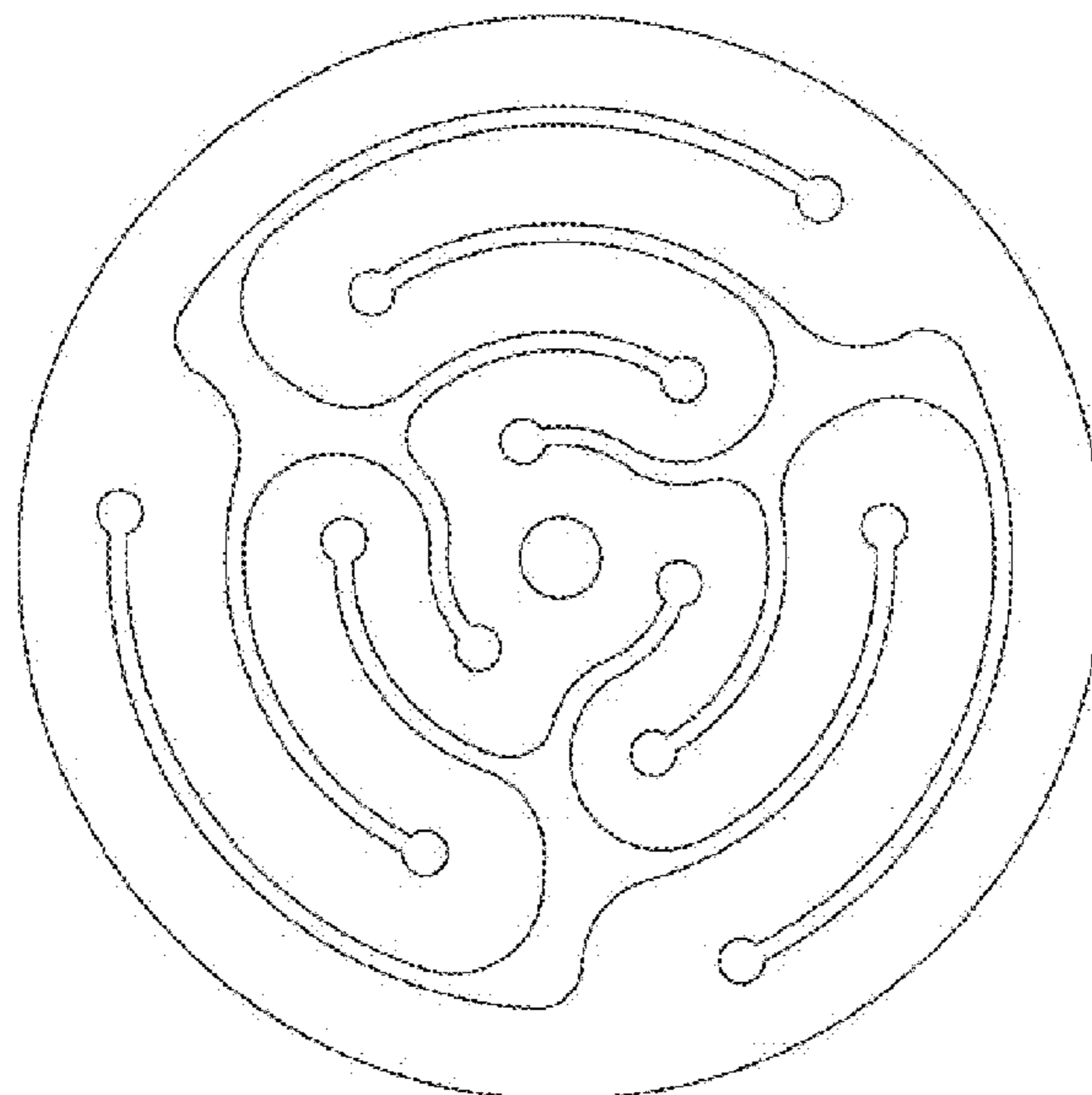
(57) **CLAIM**

The ornamental design for a motor membrane, as shown and described.

DESCRIPTION

FIG. 1 is a front view of the membrane showing our new design;
FIG. 2 is a rear view thereof;
FIG. 3 is a side view thereof;
FIG. 4 is a perspective front view thereof;
FIG. 5 is a perspective rear view thereof;
FIG. 6 is a perspective front view of the membrane inserted in a motor; and,
FIG. 7 is a perspective rear view of the membrane inserted in a motor.
The broken lines show unclaimed subject matter that forms no part of the claimed design.

1 Claim, 7 Drawing Sheets



(56)

References Cited

U.S. PATENT DOCUMENTS

10,299,400 B2 * 5/2019 Wengreen F16M 11/041
D881,126 S * 4/2020 Wu D13/117

* cited by examiner



FIG. 1




FIG. 2



FIG. 3

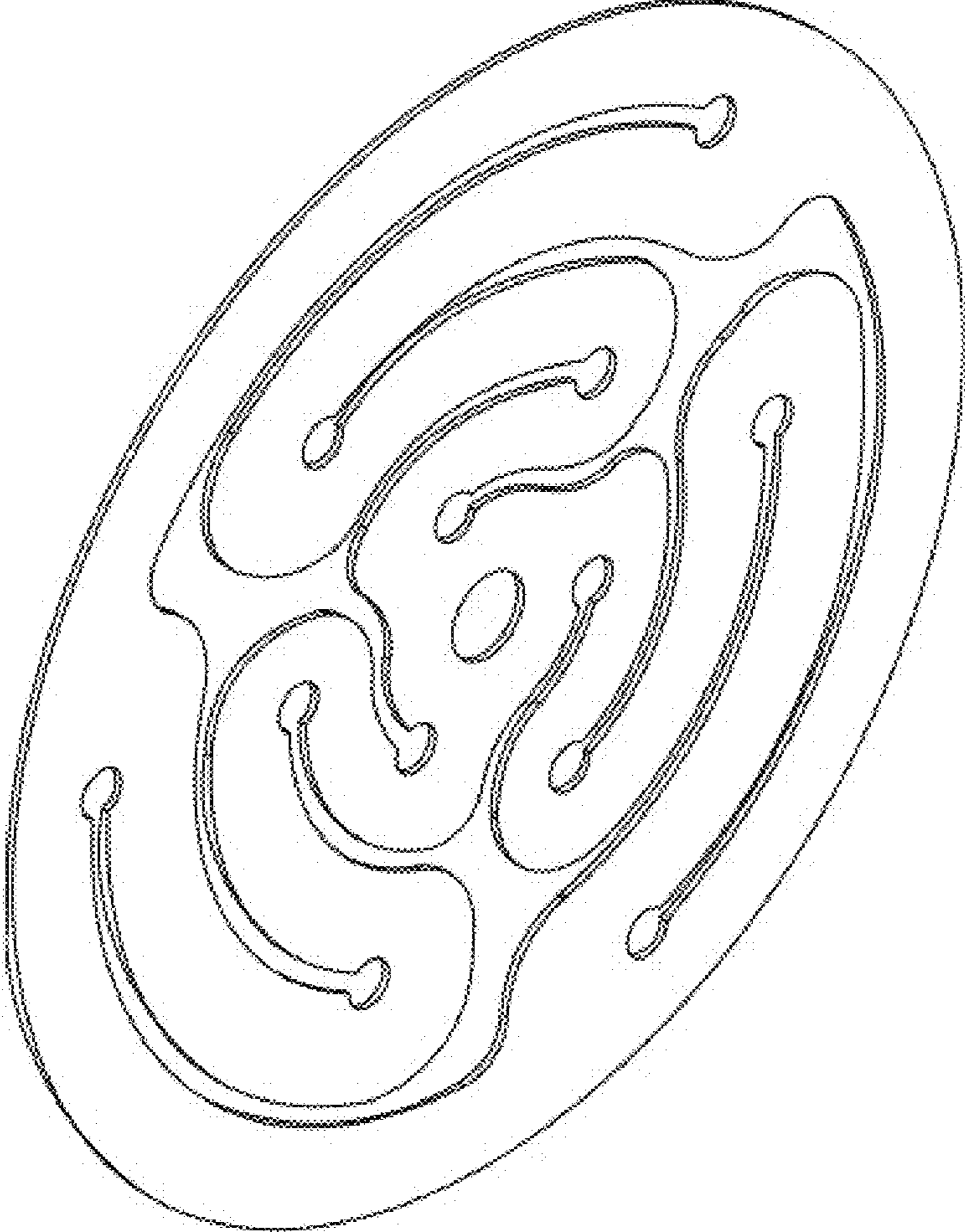


FIG. 4




FIG. 5

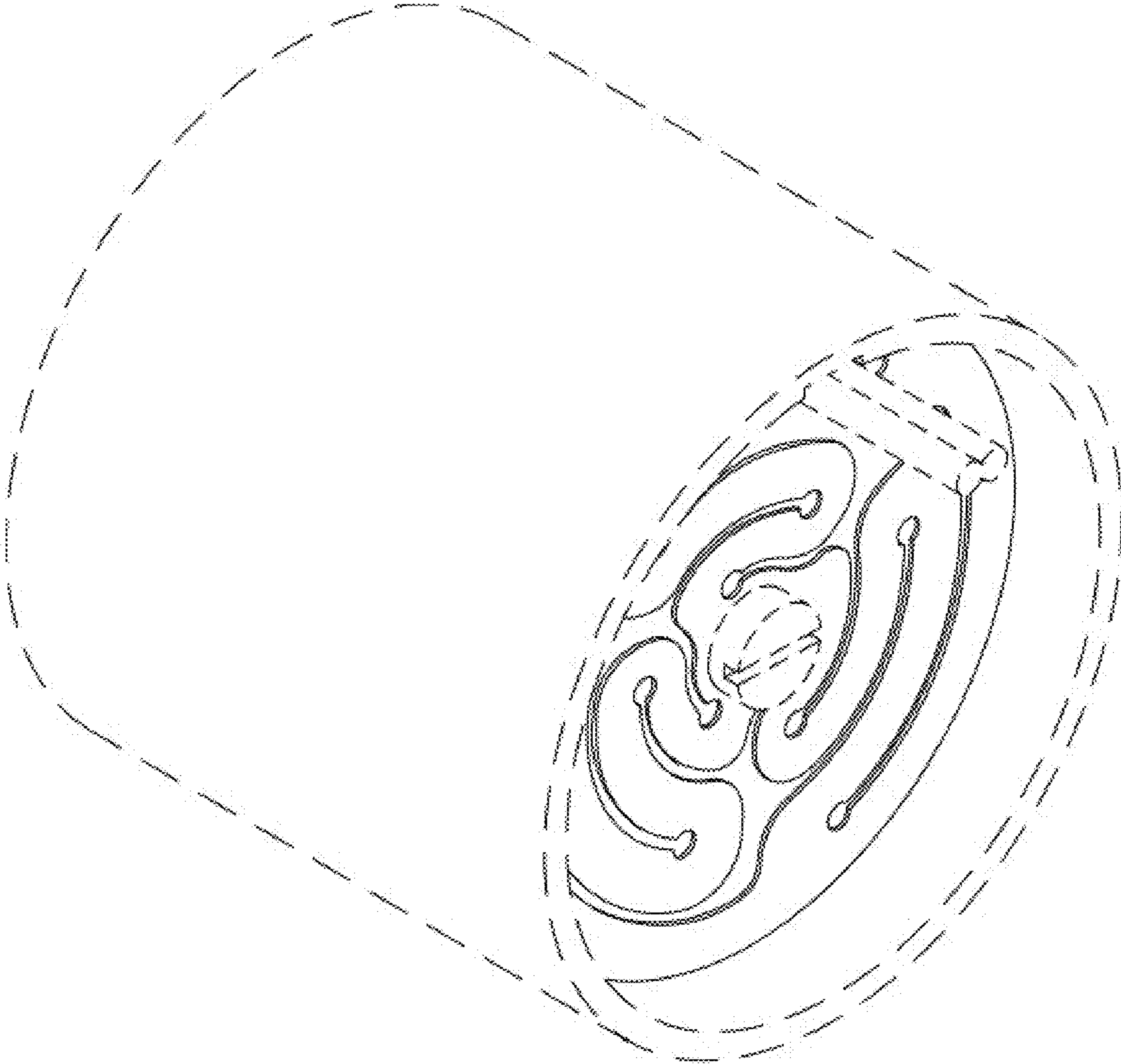


FIG. 6

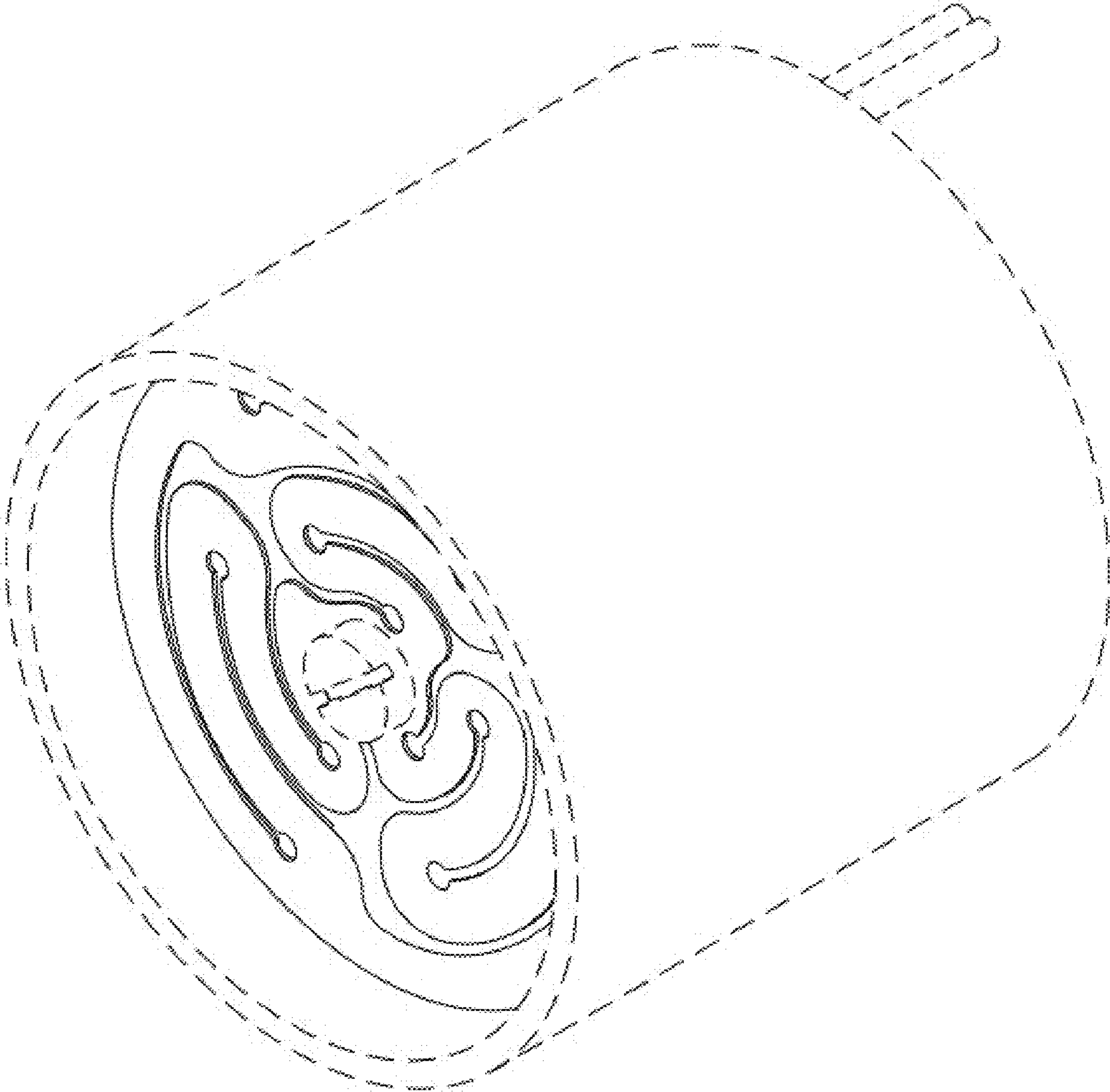


FIG. 7