



US00D887347S

(12) **United States Design Patent**
Wei

(10) **Patent No.:** **US D887,347 S**
(45) **Date of Patent:** **** Jun. 16, 2020**

(54) **BATTERY BOX**

(71) Applicant: **Min Wei**, Guangdong (CN)

(72) Inventor: **Min Wei**, Guangdong (CN)

(**) Term: **15 Years**

(21) Appl. No.: **29/644,950**

(22) Filed: **Apr. 22, 2018**

(51) **LOC (12) Cl.** **13-02**

(52) **U.S. Cl.**
USPC **D13/103**

(58) **Field of Classification Search**

USPC D13/102–110, 118–119, 184, 199;
D14/356, 432
CPC Y02E 60/10; Y02E 60/12; Y02E 60/122;
Y02E 60/124; Y02E 60/50; H01M 2/02;
H01M 2/022; H01M 2/0202; H01M
2/0207; H01M 2/0212; H01M 2/1061;
H01M 2/1022; H01M 2/1055; H01M
2/1066; H01M 2/105; H01M 2/20; H01M
2/204; H01M 2/206; H01M 10/44; H01M
10/46; H01M 10/465; H01M 10/482;
H01M 2200/30; H01M 2250/30; H01M
2250/40; H02J 7/00; H02J 7/0003; H02J
7/0011; H02J 7/0013; H02J 7/0054; H02J
7/0055; H02J 7/0057; H02J 2007/0062

See application file for complete search history.

(56) **References Cited**

U.S. PATENT DOCUMENTS

D378,631 S * 4/1997 Parker D3/208
D402,105 S * 12/1998 Erickson D3/215

D409,374 S * 5/1999 Laba D3/215
D423,772 S * 5/2000 Cooper D3/201
D575,054 S * 8/2008 Walcott D3/208
D714,452 S * 9/2014 Koski D24/169
D759,254 S * 6/2016 Knieriem D24/186
D774,651 S * 12/2016 Kaib D24/186
D776,253 S * 1/2017 Li D24/108
D808,653 S * 1/2018 Rayeski D3/273
D853,320 S * 7/2019 Guo D13/103
2016/0084454 A1 * 3/2016 Svitak, Sr. H02S 20/00
362/183
2017/0050794 A1 * 2/2017 Clark B65D 81/38

* cited by examiner

Primary Examiner — Nathaniel D. Buckner

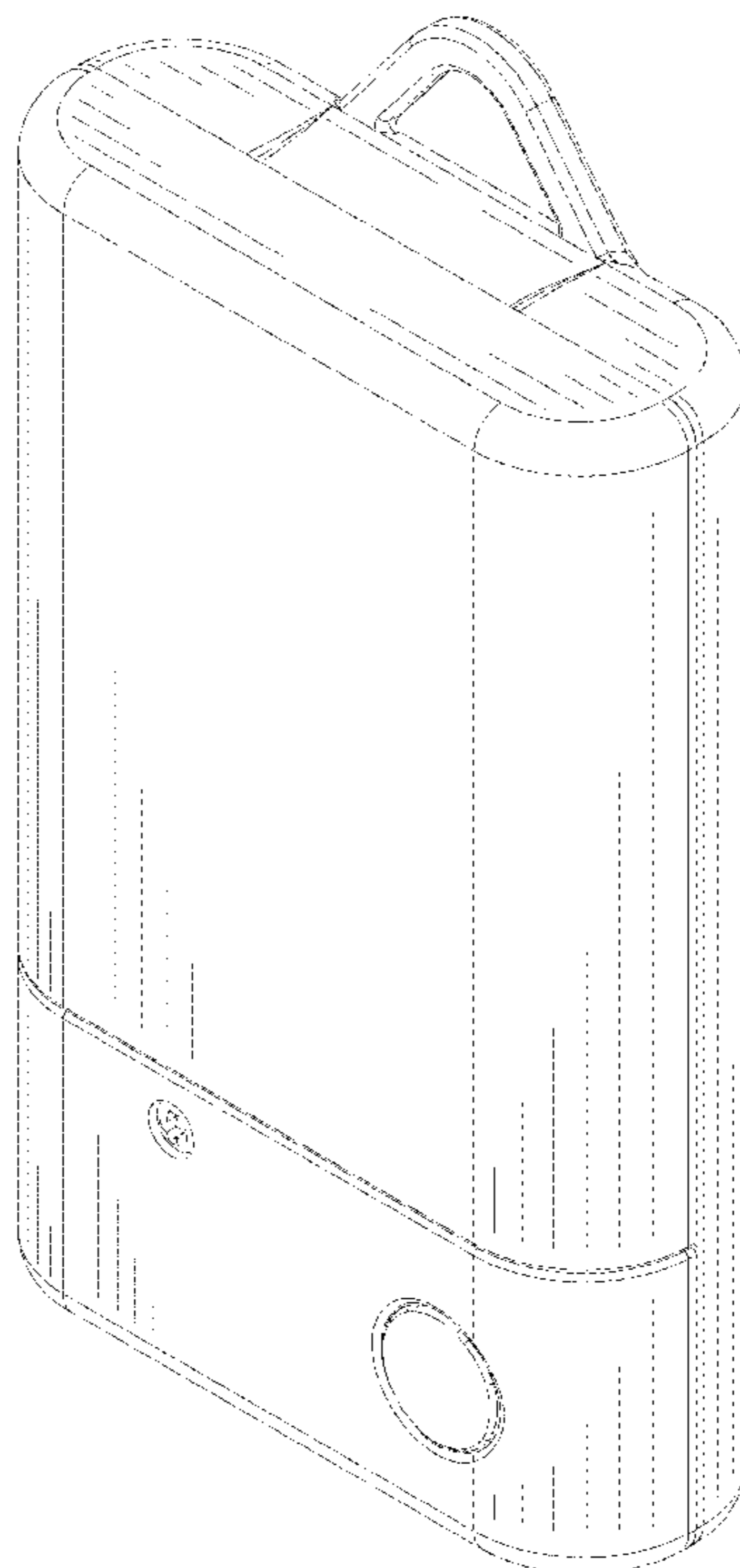
(57) **CLAIM**

The ornamental design for a battery box, as shown and described.

DESCRIPTION

FIG. 1 is a front elevational view of a battery box showing my new design;
FIG. 2 is a rear elevational view thereof;
FIG. 3 is a right side view thereof.
FIG. 4 is a left side view thereof;
FIG. 5 is a top plan view thereof;
FIG. 6 is a bottom plan view thereof; and,
FIG. 7 is a top right perspective view thereof.
The broken line in the figures depict portions of the article which form no part of the claimed design.

1 Claim, 6 Drawing Sheets



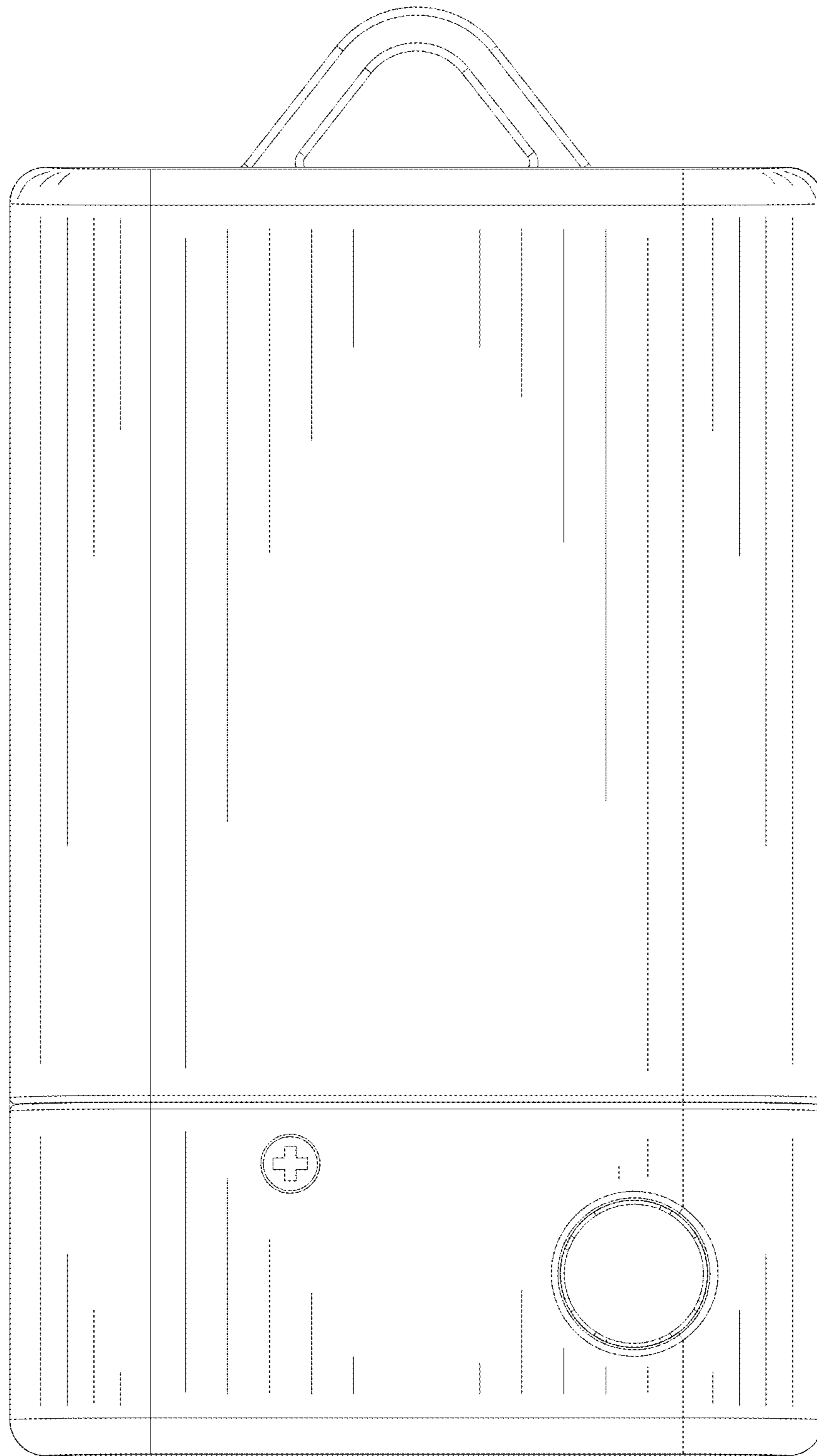


Fig. 1




Fig. 2

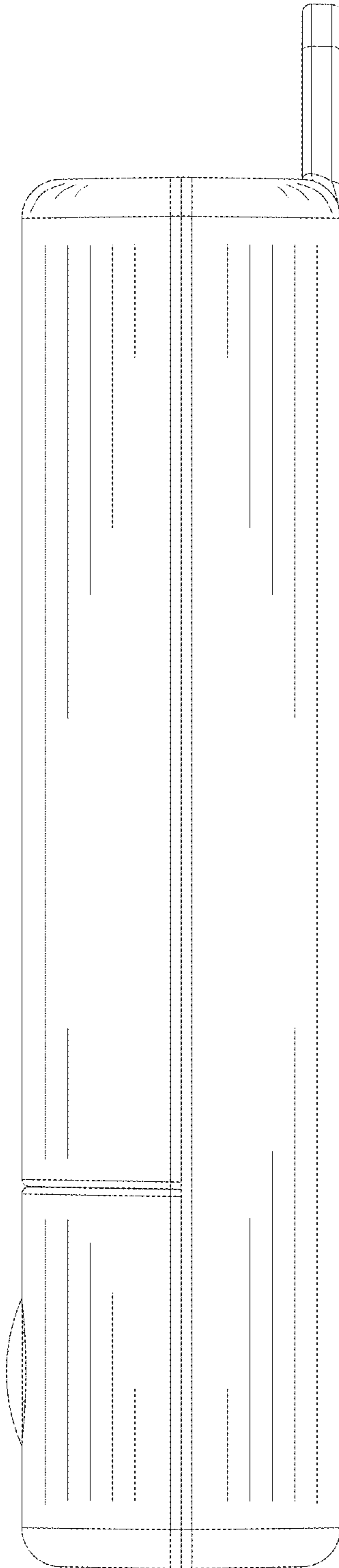


Fig. 3

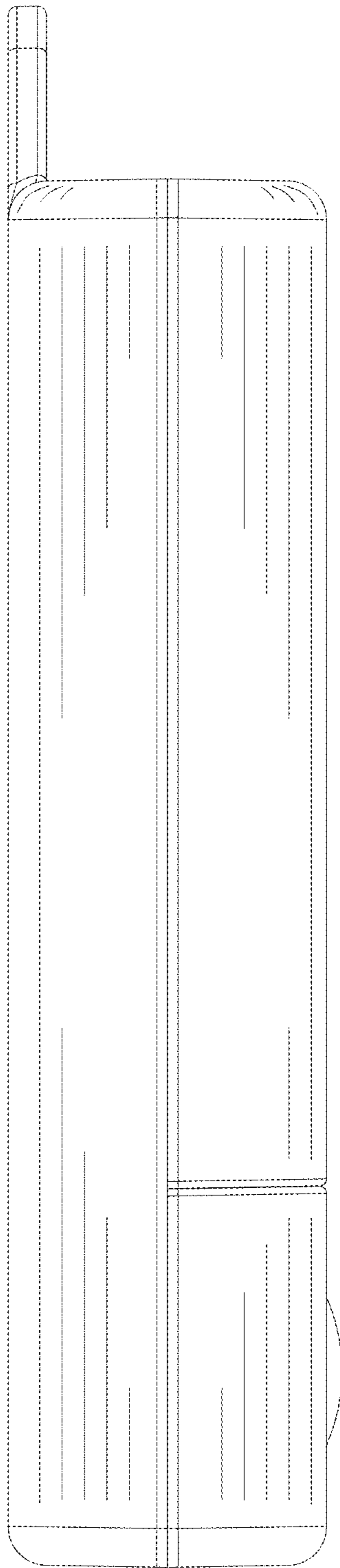


Fig. 4

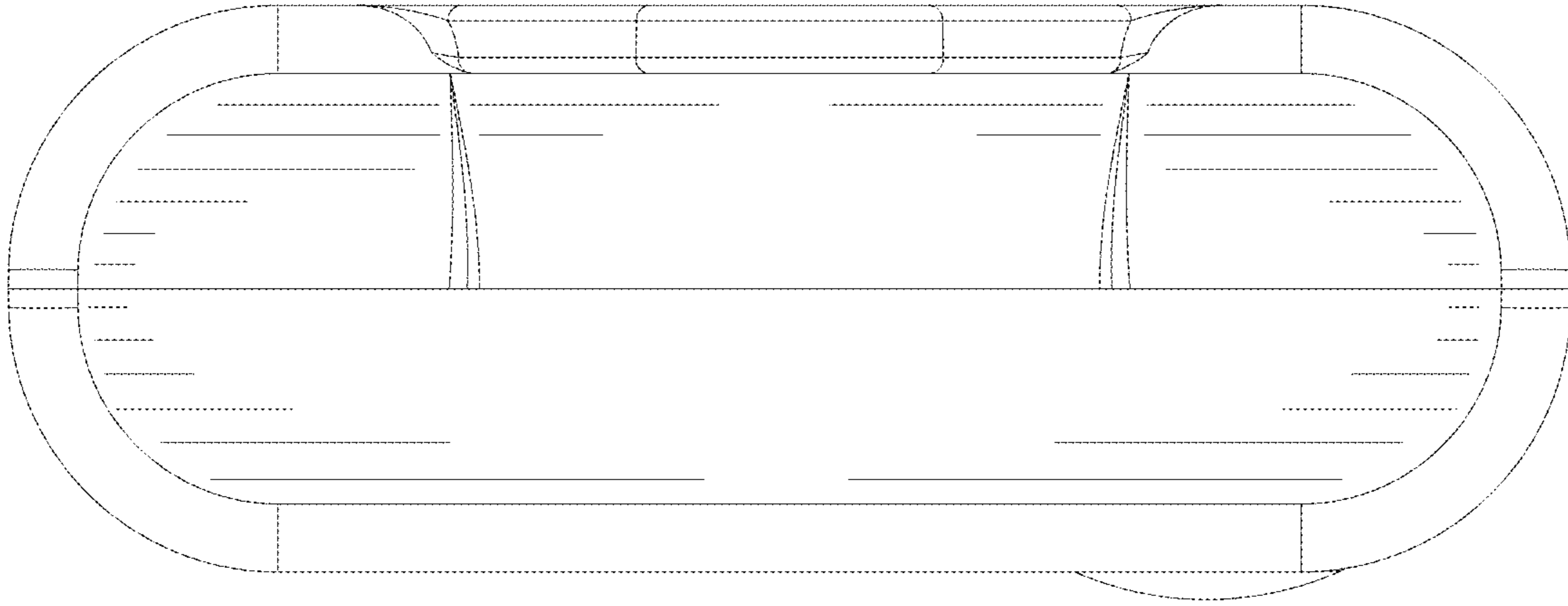


Fig. 5

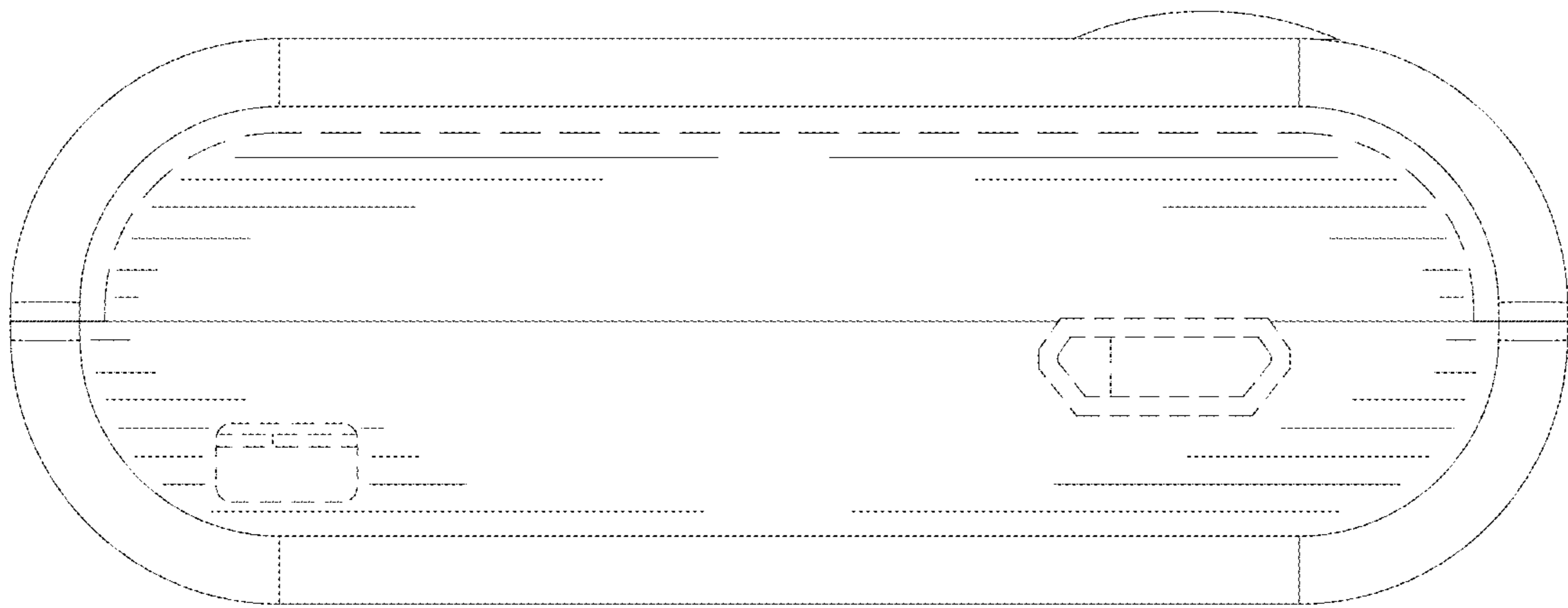


Fig. 6

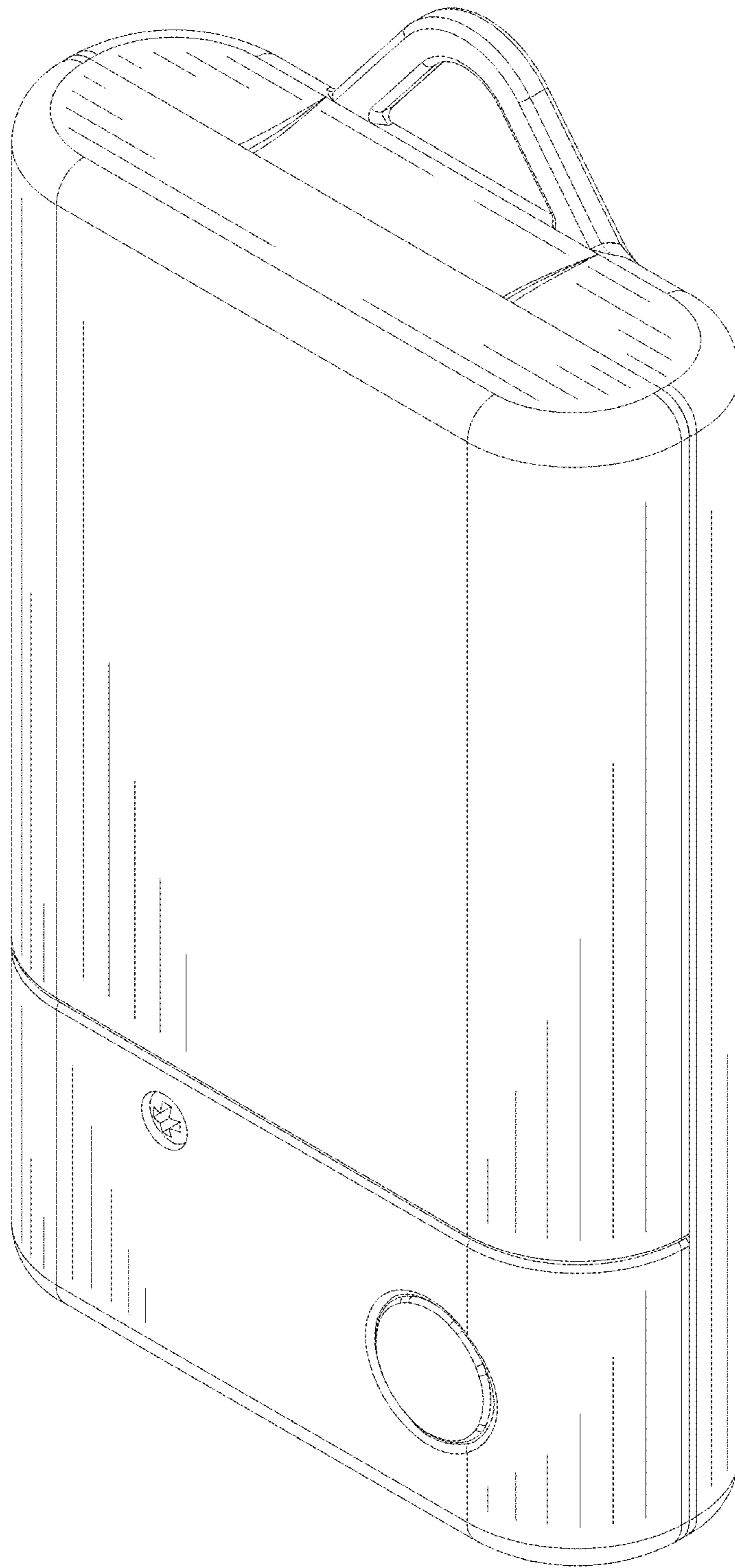


Fig. 7