



US00D887330S

(12) **United States Design Patent**
Nilsson

(10) **Patent No.:** **US D887,330 S**
(45) **Date of Patent:** **** Jun. 16, 2020**

(54) **MIRROR FOR A VEHICLE**
(71) Applicant: **Ningbo Geely Automobile Research & Development Co., Ltd, Ningbo (CN)**
(72) Inventor: **Dag Nilsson, Gothenburg (SE)**
(73) Assignee: **Ningbo Geely Automobile Research & Development Co., Ltd., Ningbo (CN)**

(**) Term: **15 Years**
(21) Appl. No.: **29/618,466**
(22) Filed: **Sep. 21, 2017**

(30) **Foreign Application Priority Data**
Mar. 22, 2017 (EM) 003816255
(51) **LOC (12) Cl.** **12-16**
(52) **U.S. Cl.**
USPC **D12/187**
(58) **Field of Classification Search**
USPC D12/187, 188, 189, 92
CPC B60R 1/02; B60R 1/06; B60R 1/10; B60R 1/008; B60R 1/006; B60R 1/082; B60R 1/081; B60R 1/08; B60R 1/078; B60R 1/076; B60R 1/074
See application file for complete search history.

(56) **References Cited**
U.S. PATENT DOCUMENTS
D606,469 S * 12/2009 Varga D12/187
D612,311 S * 3/2010 Weil D12/187
D621,312 S * 8/2010 Borkert D12/187
D631,805 S * 2/2011 Chen D12/187
D710,775 S * 8/2014 Minamisawa D12/187
D716,207 S * 10/2014 Callum D12/187

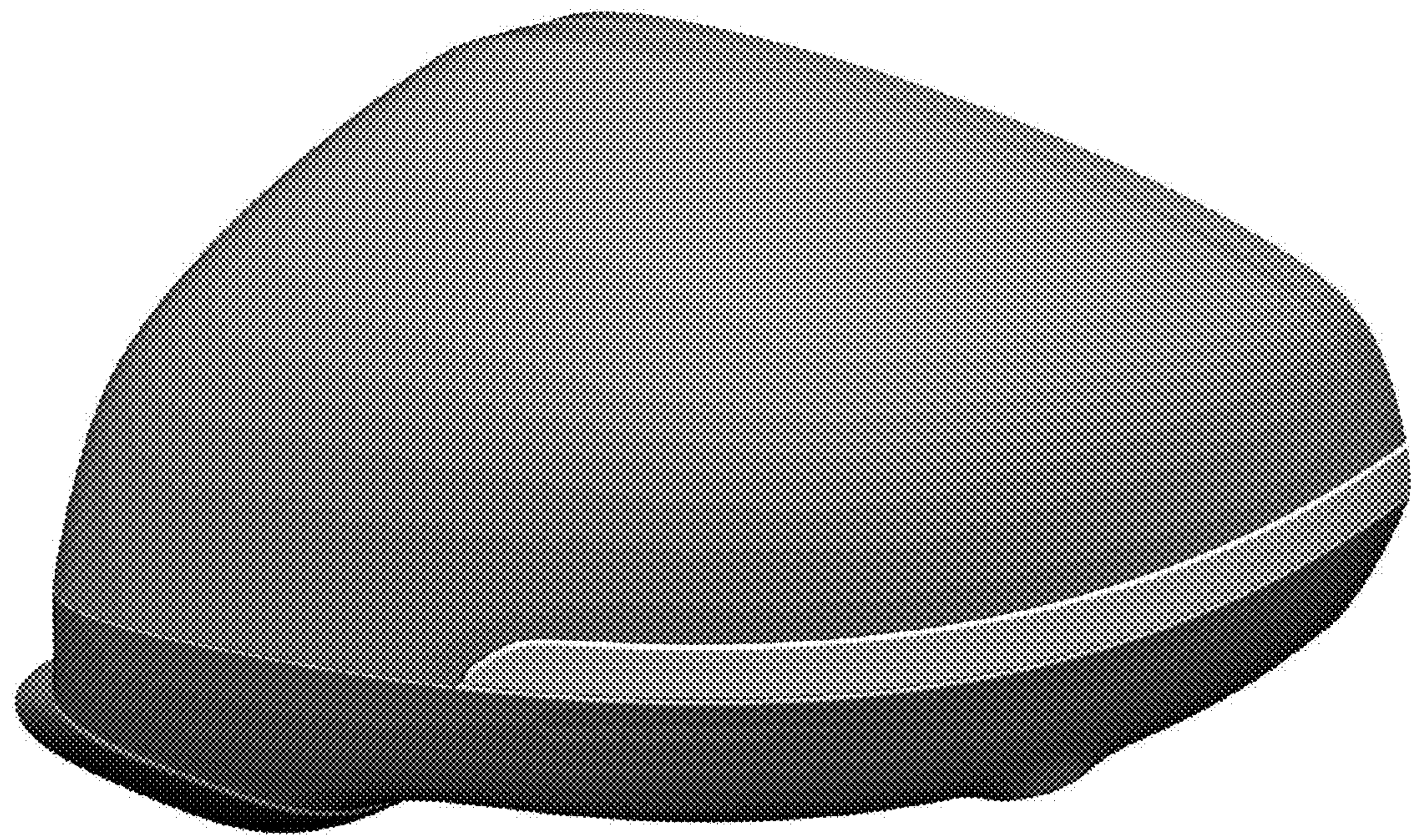
D744,918 S * 12/2015 Di Buduo D12/187
D746,196 S * 12/2015 Di Buduo D12/187
D761,172 S * 7/2016 Kim D12/187
D777,068 S * 1/2017 Sterner D12/187
D782,379 S * 3/2017 Wassell D12/187
D784,226 S * 4/2017 Cheng D12/187
D813,126 S * 3/2018 Scheinhutte D12/187
D840,885 S * 2/2019 Park Cheng D12/187
2009/0015955 A1 * 1/2009 Muller B60R 1/06
359/871

* cited by examiner
Primary Examiner — Susan E Krakower
Assistant Examiner — Jerry Shiuan-Hua Hsu
(74) *Attorney, Agent, or Firm* — Lee & Hayes, P.C.

(57) **CLAIM**
The ornamental design for a mirror for a vehicle, as shown and described.

DESCRIPTION
FIG. 1 is a top perspective view of a mirror for a vehicle, showing my new design, the opposite side mirror being a mirror image thereof.
FIG. 2 is a back view of the mirror for a vehicle of FIG. 1, the opposite side mirror being a mirror image thereof.
FIG. 3 is a front view of the mirror for a vehicle of FIG. 1, the opposite side mirror being a mirror image thereof.
FIG. 4 is a left-side view of the mirror for a vehicle of FIG. 1, the opposite side mirror being a mirror image thereof.
FIG. 5 is a top view of the mirror for a vehicle of FIG. 1, the opposite side mirror being a mirror image thereof; and, FIG. 6 is a bottom view of the mirror for a vehicle of FIG. 1, the opposite side mirror being a mirror image thereof.
The broken lines illustrate portions of the mirror for a vehicle that form no part of the claimed design.

1 Claim, 6 Drawing Sheets






FIG. 1



FIG. 2



FIG. 3



FIG. 4



FIG. 5




FIG. 6