



US00D887326S

(12) **United States Design Patent**
Tanghe

(10) **Patent No.:** **US D887,326 S**

(45) **Date of Patent:** **** Jun. 16, 2020**

- (54) **REAR BUMPER FOR A VEHICLE**
- (71) Applicant: **Bayerische Motoren Werke Aktiengesellschaft, Munich (DE)**
- (72) Inventor: **Pascal Tanghe, Munich (DE)**
- (73) Assignee: **Bayerische Motoren Werke Aktiengesellschaft, Munich (DE)**

- D721,021 S * 1/2015 Hanaoka D12/169
- D733,623 S * 7/2015 Robinson D12/169
- D743,855 S * 11/2015 Miyazawa D12/169
- D744,913 S 12/2015 Leclercq
- D745,854 S * 12/2015 Snyder et al. D12/169
- D772,123 S 11/2016 Zurian
- D773,353 S * 12/2016 Munakata D12/169
- D824,301 S 7/2018 Lim

* cited by examiner

(**) Term: **15 Years**

Primary Examiner — Melody N Brown

(21) Appl. No.: **29/676,464**

(74) *Attorney, Agent, or Firm* — Crowell & Moring LLP

(22) Filed: **Jan. 11, 2019**

(57) **CLAIM**

(30) **Foreign Application Priority Data**

The ornamental design for a rear bumper for a vehicle, as shown and described.

Jul. 20, 2018 (DE) 40 2018 100 722

(51) **LOC (12) Cl.** **12-16**

(52) **U.S. Cl.**
USPC **D12/169**

DESCRIPTION

(58) **Field of Classification Search**
USPC D12/169, 164, 196, 171, 163, 86, 90-92;
293/102, 113, 115, 117, 120; 296/180.1,
296/180.2
CPC B60R 19/02; B60R 19/04; B62D 25/08
See application file for complete search history.

Application Ser. No. 29/676,462, filed herewith and entitled "Rear Bumper for a Vehicle".

FIG. 1 is a front view of a rear bumper for a vehicle according to the design;

FIG. 2 is a left, bottom perspective view thereof;

FIG. 3 is a right, front perspective view thereof;

FIG. 4 is a left side view thereof;

FIG. 5 is a right side view thereof;

FIG. 6 is a top view thereof;

FIG. 7 is a bottom view thereof; and,

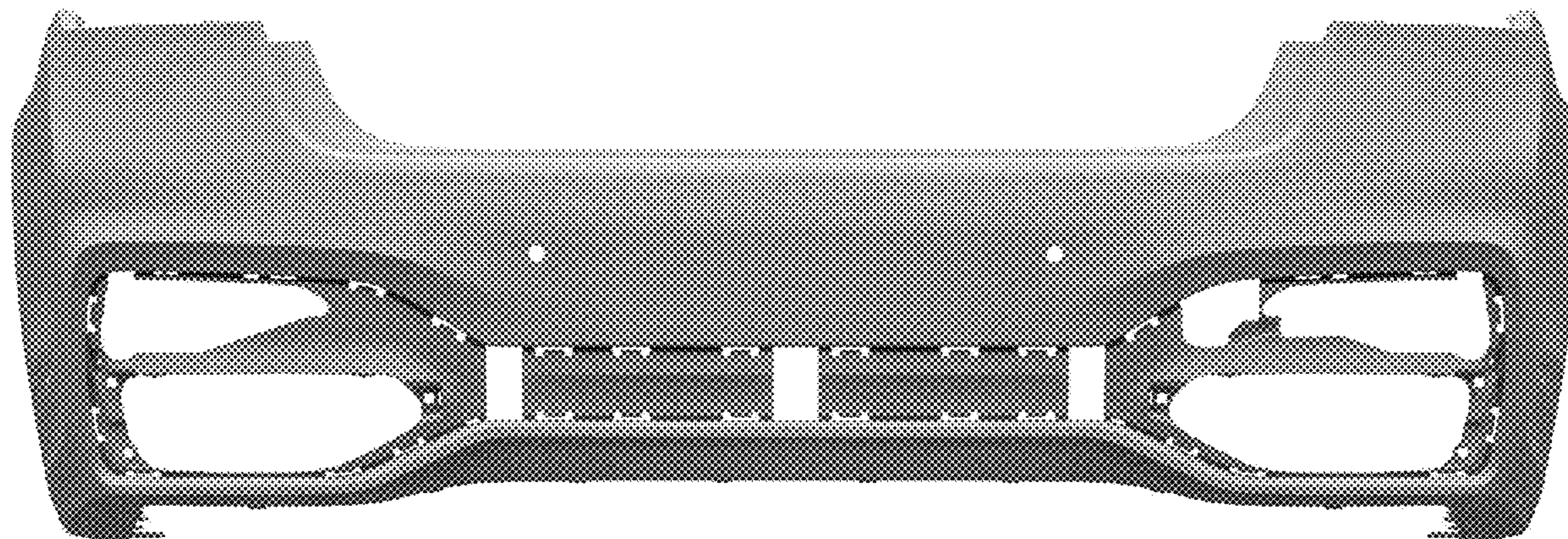
FIG. 8 is a rear view thereof.

(56) **References Cited**

U.S. PATENT DOCUMENTS

- D712,800 S 9/2014 Kang
- D719,072 S * 12/2014 Robinson D12/169

1 Claim, 8 Drawing Sheets



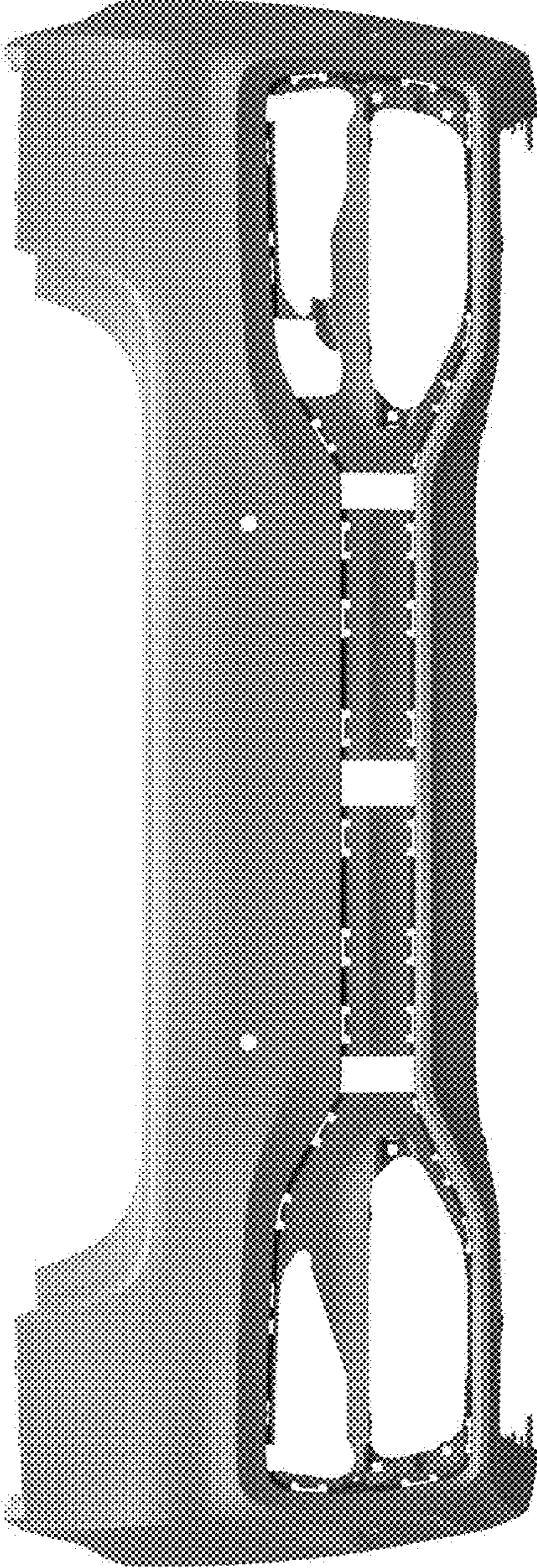


Fig. 1

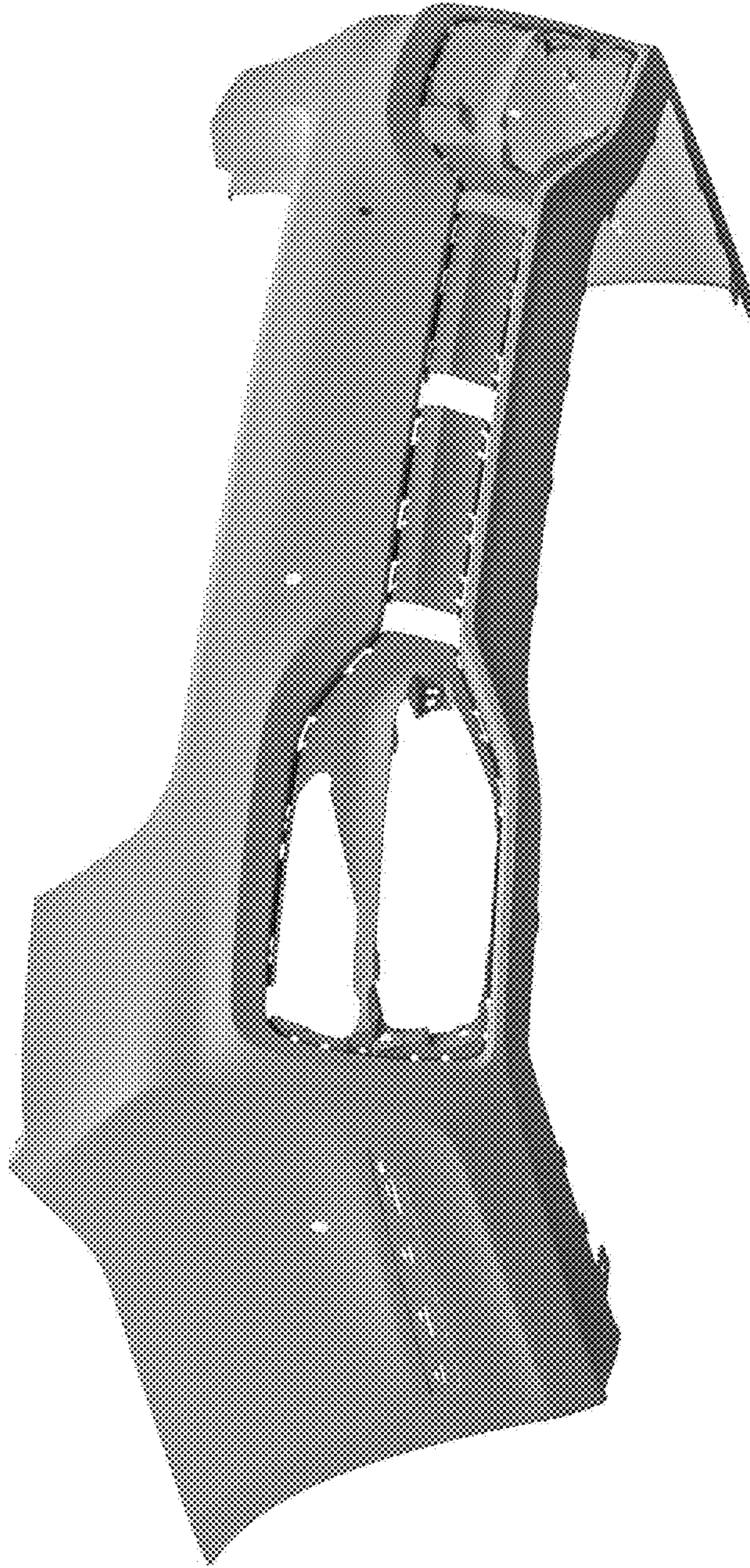


Fig. 2




Fig. 3




Fig. 4




Fig. 5




Fig. 6




Fig. 7




Fig. 8