



US00D887320S

(12) **United States Design Patent**
Hamilton et al.

(10) **Patent No.:** **US D887,320 S**
(45) **Date of Patent:** **** Jun. 16, 2020**

(54) **VEHICLE FRONT UPPER GRILLE**

(71) Applicant: **Ford Global Technologies, LLC,**
Dearborn, MI (US)

(72) Inventors: **Christopher Hamilton,** Chelmsford
(GB); **Jordan Bennett,** Brentwood
(GB)

(73) Assignee: **Ford Global Technologies, LLC,**
Dearborn, MI (US)

(**) Term: **15 Years**

(21) Appl. No.: **29/680,359**

(22) Filed: **Feb. 15, 2019**

(30) **Foreign Application Priority Data**

Aug. 28, 2018 (DE) 40 2018 100 844

(51) **LOC (12) Cl.** **12-16**

(52) **U.S. Cl.**
USPC **D12/163**

(58) **Field of Classification Search**
USPC D12/163, 196, 86, 90-92, 169, 190, 98,
D12/164; 293/102, 113, 115, 117, 120,
293/193.11; 296/180.1, 180.2; 180/68.1,
180/68.6

CPC B60R 19/52; B60K 11/08; B62D 25/08;
B62B 9/16

See application file for complete search history.

(56) **References Cited**

U.S. PATENT DOCUMENTS

D569,314 S 5/2008 Spearman-Oxx et al.
D587,174 S 2/2009 Spearman-Oxx et al.

D605,094 S 12/2009 Bennett et al.
D674,326 S 1/2013 Svensson et al.
D685,689 S 7/2013 Svensson et al.
D698,705 S * 2/2014 Rugar D12/163
D701,797 S 4/2014 Campbell et al.
D703,596 S 4/2014 Campbell et al.
D715,705 S 10/2014 Campbell et al.
D852,686 S * 7/2019 Smith D12/163
D852,688 S * 7/2019 Chan D12/163
D852,690 S * 7/2019 Buck D12/163
D857,569 S * 8/2019 Beaven D12/163
D860,070 S * 9/2019 Dewitt D12/163

* cited by examiner

Primary Examiner — Melody N Brown

(74) *Attorney, Agent, or Firm* — Vichit Chea

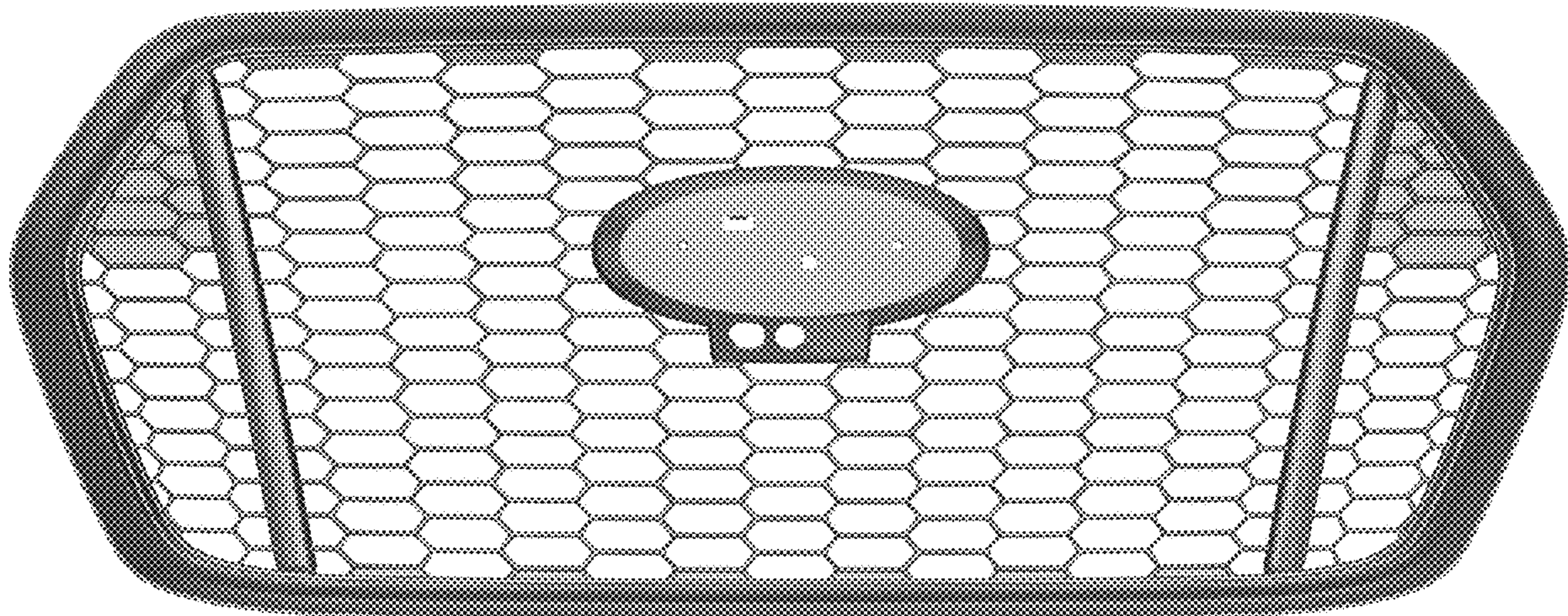
(57) **CLAIM**

The ornamental design for a vehicle front upper grille, as shown and described.

DESCRIPTION

FIG. 1 is a front elevational view of a vehicle front upper grille, showing our new design;
FIG. 2 is a rear elevational view thereof;
FIG. 3 is a left side elevational view thereof;
FIG. 4 is a right side elevational view thereof;
FIG. 5 is a top plan view thereof;
FIG. 6 is a bottom plan view thereof;
FIG. 7 is a top, front, and left side perspective view thereof;
and,
FIG. 8 is a bottom, front, and left side perspective view thereof.

1 Claim, 8 Drawing Sheets



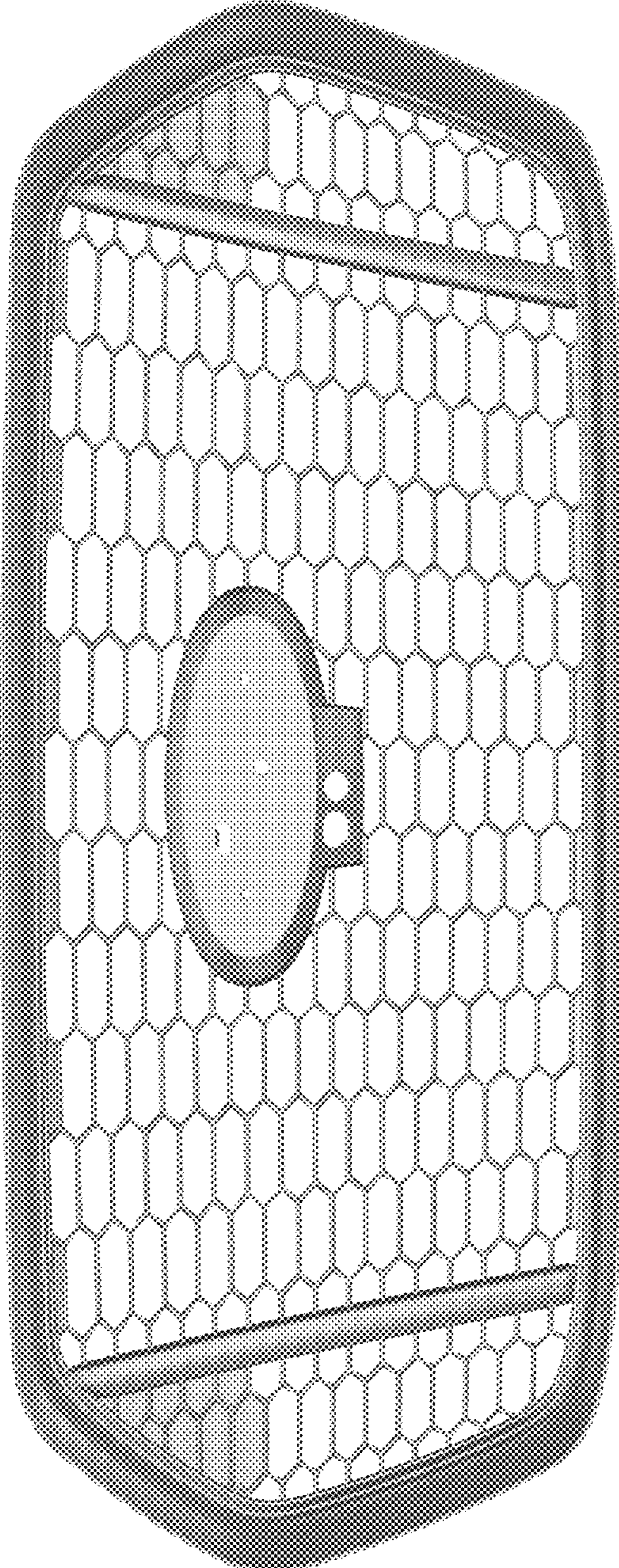


Fig. 1

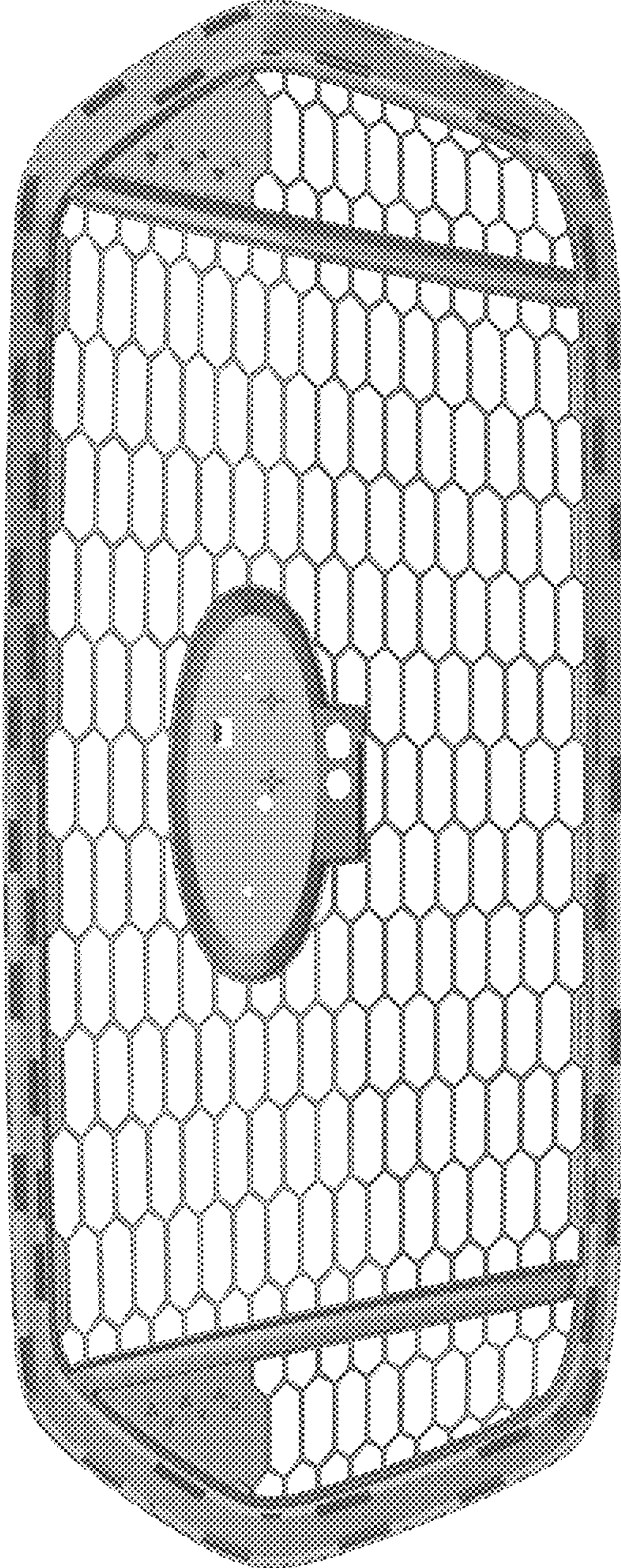


Fig. 2

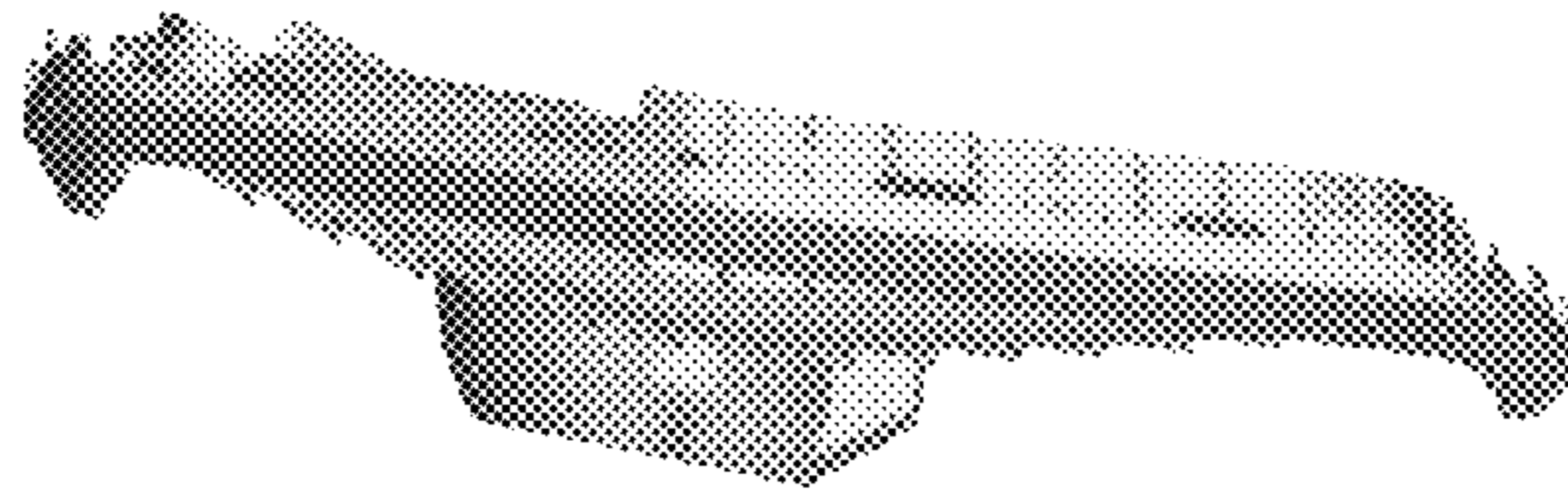


Fig. 3




Fig. 4




Fig. 5




Fig. 6

Fig. 7



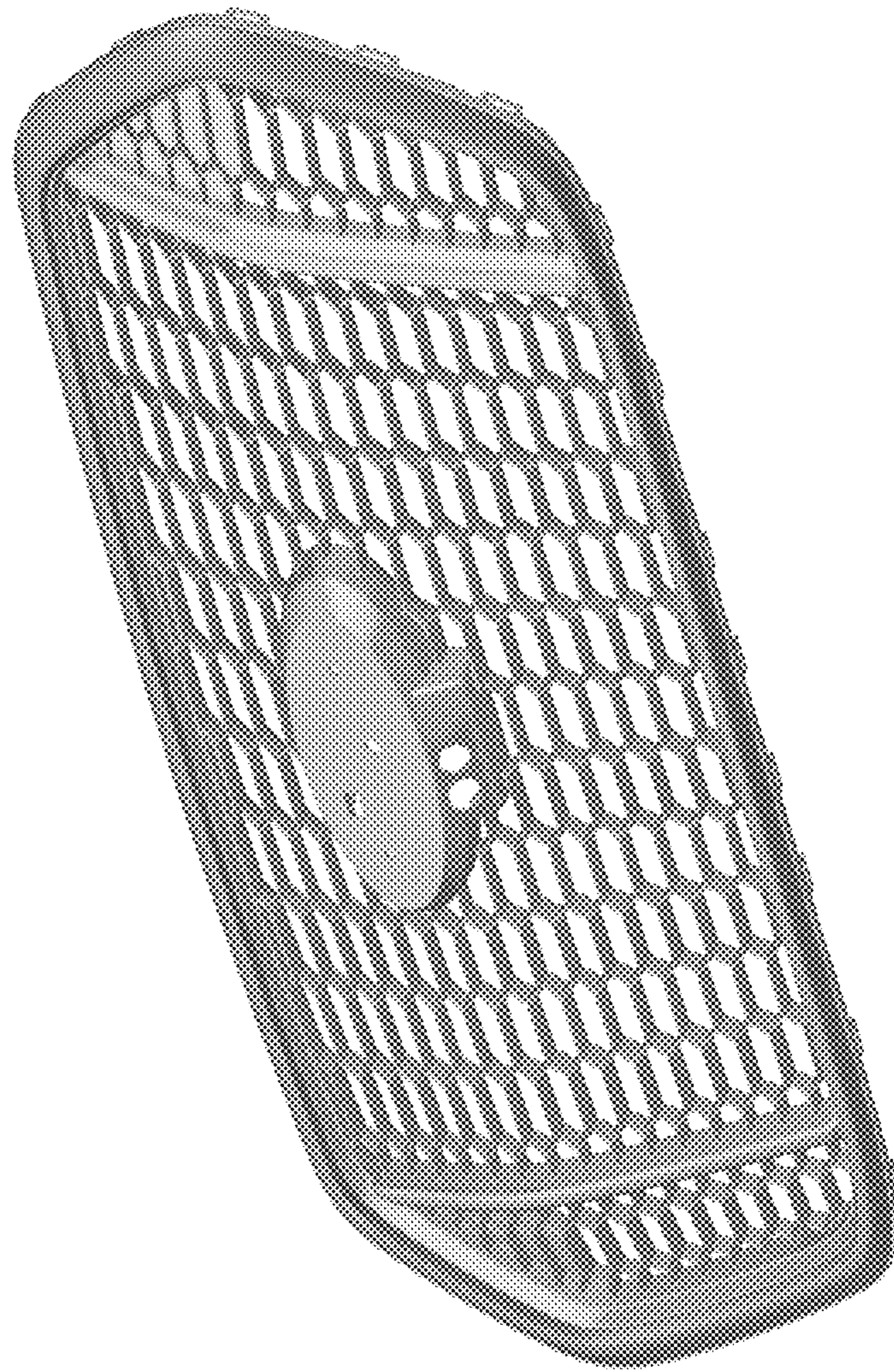


Fig. 8