



US00D887317S

(12) **United States Design Patent**
Metros et al.

(10) **Patent No.:** **US D887,317 S**
(45) **Date of Patent:** **** Jun. 16, 2020**

(54) **VEHICLE FRONT UPPER GRILLE**

(71) Applicant: **Ford Global Technologies, LLC**,
Dearborn, MI (US)

(72) Inventors: **Craig S. Metros**, Bloomfield, MI (US);
Darrell Behmer, Novi, MI (US);
Melvin Betancourt, Shelby Township,
MI (US); **Christopher Stevens**, Detroit,
MI (US)

(73) Assignee: **Ford Global Technologies, LLC**,
Dearborn, MI (US)

(**) Term: **15 Years**

(21) Appl. No.: **29/673,810**

(22) Filed: **Dec. 18, 2018**

(51) **LOC (12) Cl.** **12-16**

(52) **U.S. Cl.**
USPC **D12/163**

(58) **Field of Classification Search**
USPC D12/163, 196, 86, 90-92, 169, 190, 98,
D12/164; 293/102, 113, 115, 117, 120,
293/193.11; 296/180.1, 180.2; 180/68.1,
180/68.6
CPC B60R 19/52; B60K 11/08; B62D 25/08;
B62B 9/16

See application file for complete search history.

(56) **References Cited**

U.S. PATENT DOCUMENTS

D535,223 S	1/2007	Gaffka et al.
D569,772 S	5/2008	Saridakis et al.
D577,636 S	9/2008	Saridakis et al.
D678,134 S	3/2013	Behmer et al.
D678,135 S	3/2013	Behmer et al.
D678,136 S	3/2013	Behmer et al.
D680,919 S	4/2013	Behmer et al.
D708,993 S	7/2014	Mays et al.

D712,320 S	9/2014	Mays et al.	
D712,321 S	9/2014	Mays et al.	
D712,797 S *	9/2014	Mays	D12/163
D713,765 S *	9/2014	Peltola	D12/163
D722,923 S *	2/2015	George	D12/163
D727,222 S *	4/2015	Jamieson	D12/163
D736,123 S *	8/2015	Hammoud	D12/163
D746,186 S	12/2015	Curic et al.	
D756,274 S	5/2016	Curic et al.	
D758,926 S *	6/2016	Rupar	D12/163
D826,797 S *	8/2018	Behmer	D12/163
D827,509 S *	9/2018	Behmer	D12/163
D830,243 S *	10/2018	Gueler	D12/163
D845,185 S *	4/2019	Behmer	D12/163
D858,370 S *	9/2019	Gittin	D12/163

OTHER PUBLICATIONS

Reese Counts, 2020 Ford Shelby GT500 revealed in Instagram post,
<https://www.autoblog.com> Oct. 18, 2018.

* cited by examiner

Primary Examiner — Melody N Brown

(74) *Attorney, Agent, or Firm* — Vichit Chea

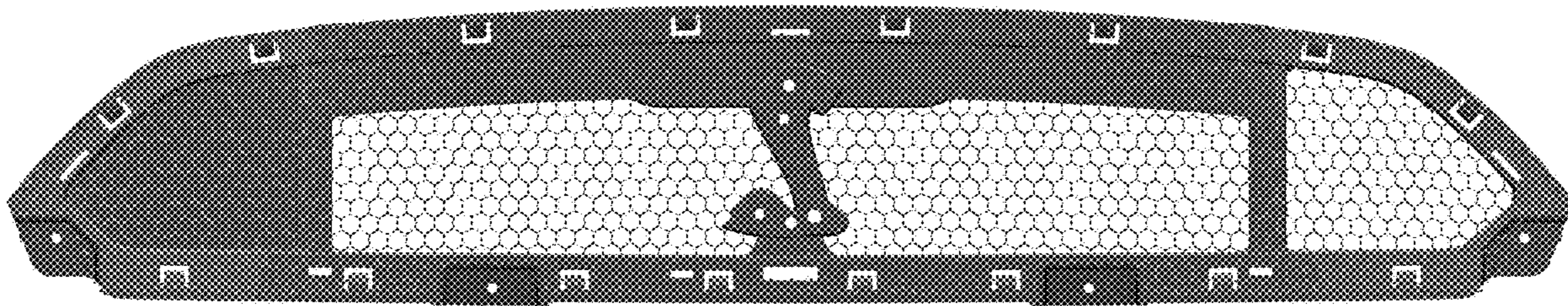
(57) **CLAIM**

The ornamental design for a vehicle front upper grille, as shown and described.

DESCRIPTION

FIG. 1 is a front elevational view of a vehicle front upper grille, showing our new design;
FIG. 2 is a left side elevational view thereof;
FIG. 3 is a right side elevational view thereof;
FIG. 4 is a top plan view thereof;
FIG. 5 is a bottom plan view thereof;
FIG. 6 is a top, front and left side perspective view thereof;
and,
FIG. 7 is a bottom, front and left side perspective view thereof.

1 Claim, 7 Drawing Sheets



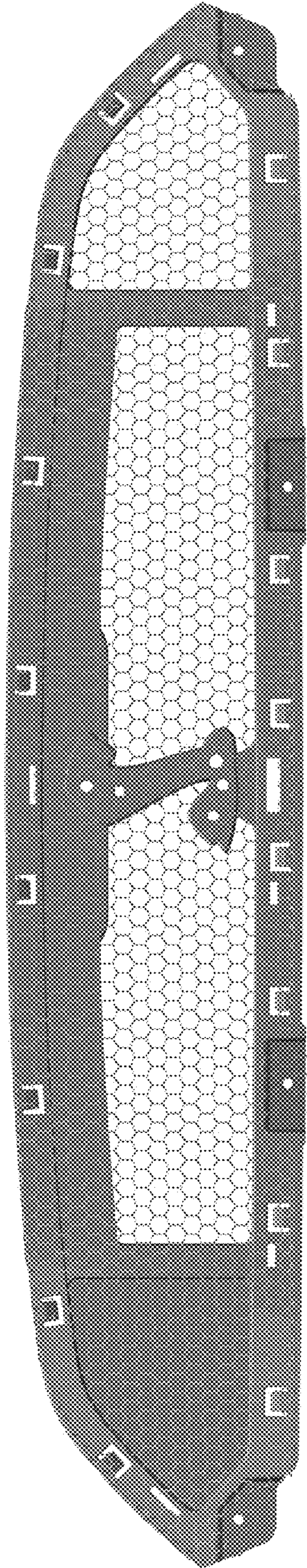


Fig. 1




Fig. 2

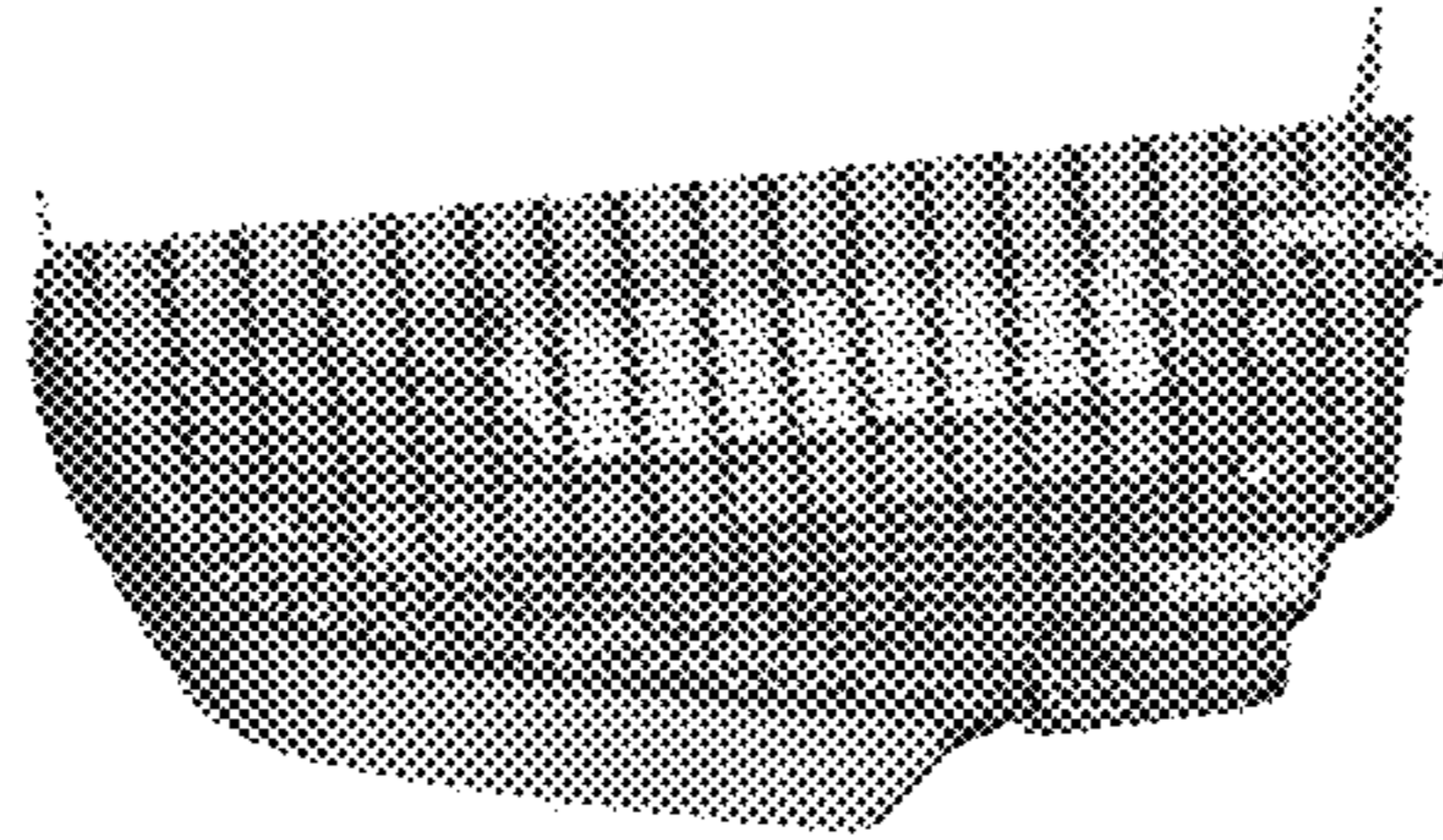


Fig. 3

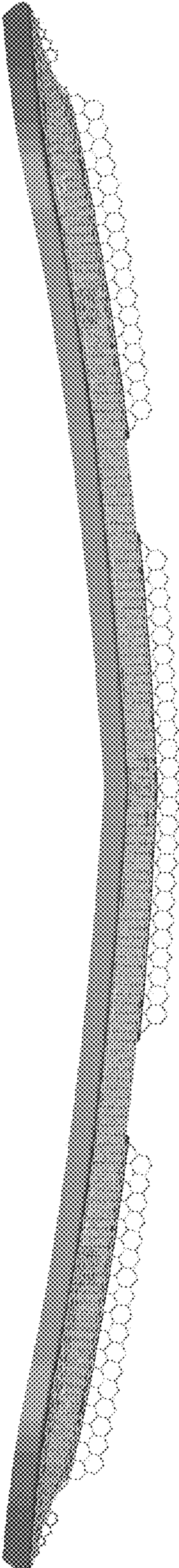



Fig. 4

Fig. 5






Fig. 6

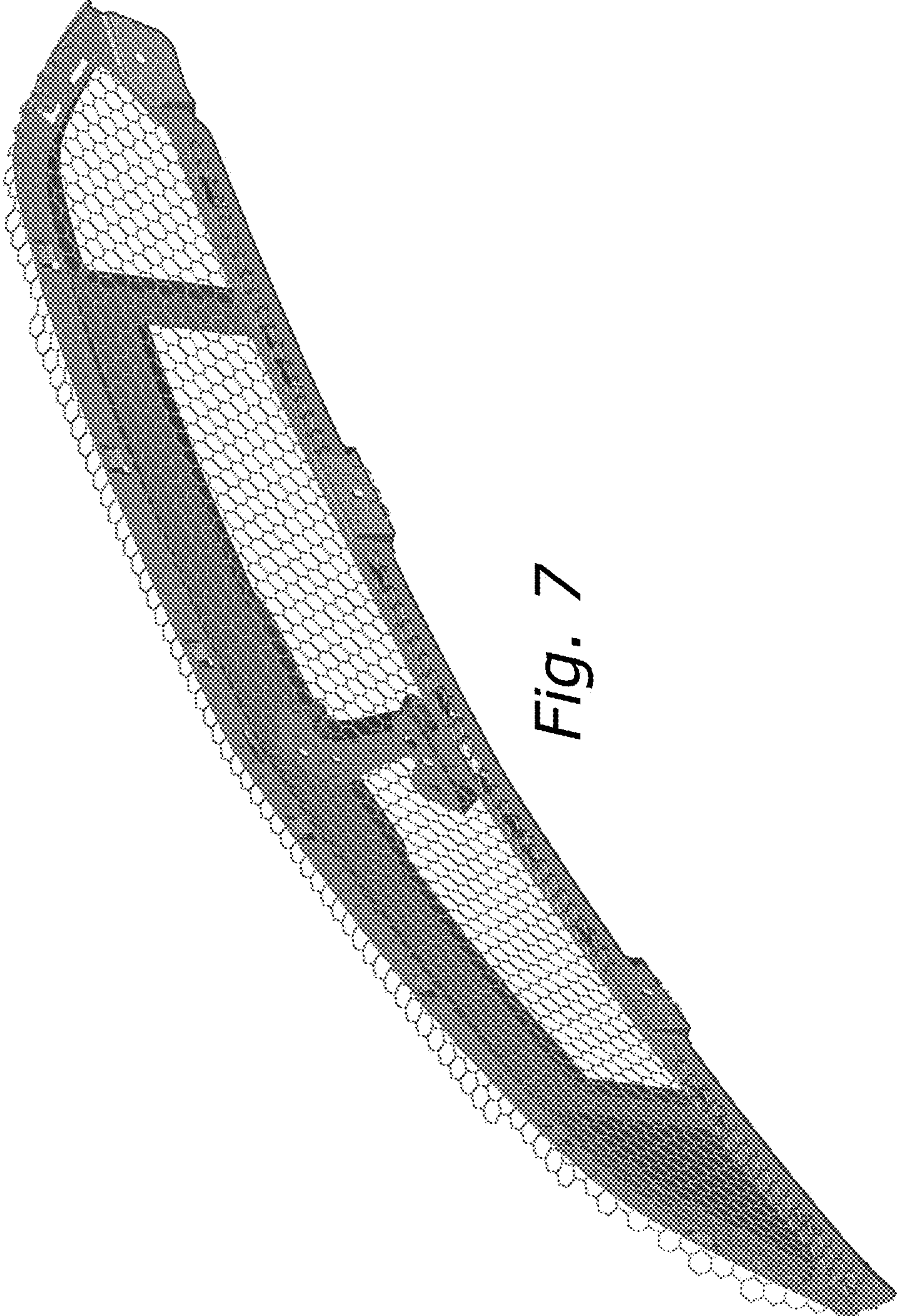


Fig. 7