



US00D887303S

(12) **United States Design Patent**  
**Kamilindi**

(10) **Patent No.:** **US D887,303 S**

(45) **Date of Patent:** **\*\* Jun. 16, 2020**

- (54) **DIAL**
- (71) Applicant: **Harry Winston SA**, Plan-les-Ouates (CH)
- (72) Inventor: **Steve Kamilindi**, Puplinge (CH)
- (73) Assignee: **Harry Winston SA**, Plan-les-Ouates (CH)

D339,751 S *	9/1993	Besson	.....	D10/129
D549,598 S *	8/2007	Yoshikawa	.....	D10/32
D573,898 S *	7/2008	Goldberg	.....	D10/31
D596,960 S *	7/2009	Giroud	.....	D10/39
D685,280 S *	7/2013	Muller	.....	D10/126
D727,753 S *	4/2015	Laucella	.....	D10/39
D768,021 S *	10/2016	Kamilindi	.....	D10/126
D784,830 S *	4/2017	Hegi	.....	D10/38
D792,245 S *	7/2017	Ruffieux	.....	D10/30
D810,588 S *	2/2018	Macaluso	.....	D10/39

(\*\*) Term: **15 Years**

**FOREIGN PATENT DOCUMENTS**

(21) Appl. No.: **29/651,527**

CH	7119/27 A2 *	6/2017	.....	G04B 13/02
FR	447594 A *	1/1913	.....	G04B 19/163
WO	D089493-003 *	1/2016		

(22) Filed: **Aug. 20, 2018**

\* cited by examiner

(30) **Foreign Application Priority Data**

Feb. 20, 2018 (WO) ..... DM/100453

*Primary Examiner* — Sheryl Lane

*Assistant Examiner* — Samantha N Wood

(51) **LOC (12) Cl.** ..... **10-07**

(74) *Attorney, Agent, or Firm* — Blank Rome LLP

(52) **U.S. Cl.**

USPC ..... **D10/126**

(58) **Field of Classification Search**

USPC ..... D10/122, 123, 124, 125, 126, 132, 30,  
D10/31, 32, 34, 37, 38, 39, 1, 2, 99;  
D11/79, 86

CPC ..... G04B 1/00; G04B 19/00; G04B 19/02;  
G04B 19/046; G04B 19/06; G04B  
19/065; G04B 19/08; G04B 19/20; G04B  
19/085; G04B 19/18; G04B 19/12; G04B  
19/24; G04B 19/202; G04B 19/166

See application file for complete search history.

(57) **CLAIM**

The ornamental design for a dial, as shown and described.

**DESCRIPTION**


FIG. 1 is a front view of a dial of the present design;  
FIG. 2 is a rear view thereof;  
FIG. 3 is a right side view thereof;  
FIG. 4 is a left side view thereof;  
FIG. 5 is a top view thereof;  
FIG. 6 is a bottom view thereof; and  
FIG. 7 is a front perspective view thereof; and,  
FIG. 8 is a rear perspective view thereof.


(56) **References Cited**

**U.S. PATENT DOCUMENTS**

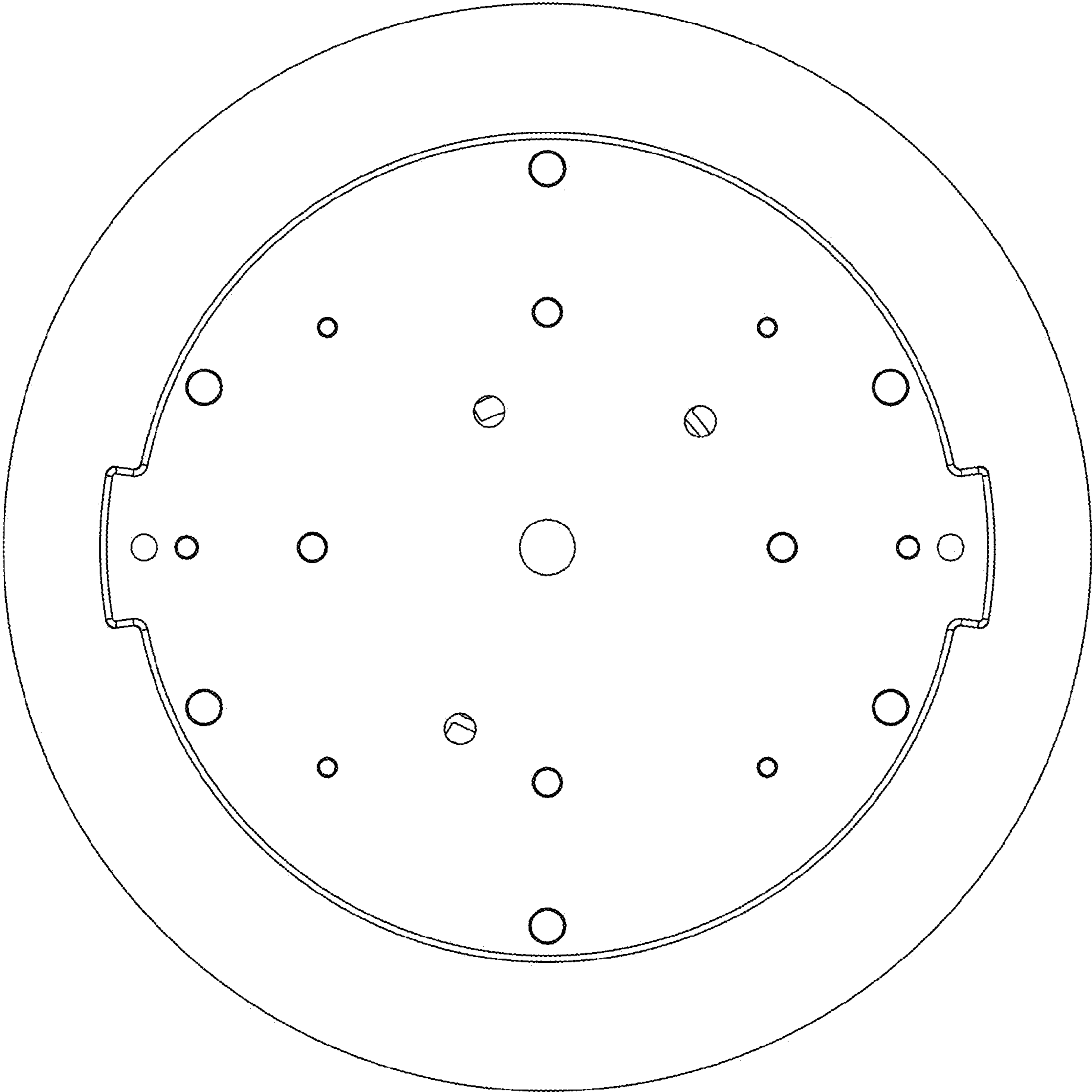
D14,919 S *	3/1884	Perregaux	.....	D10/129
D144,932 S *	6/1946	Peikin	.....	D10/39

**1 Claim, 8 Drawing Sheets**

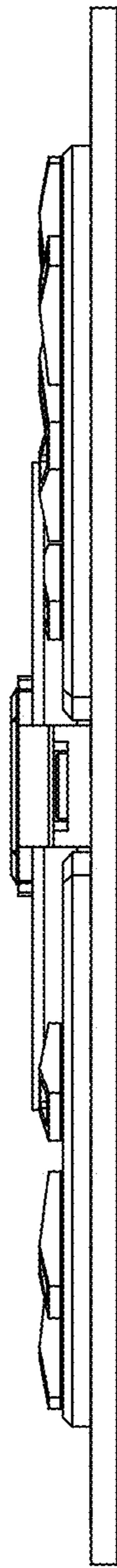




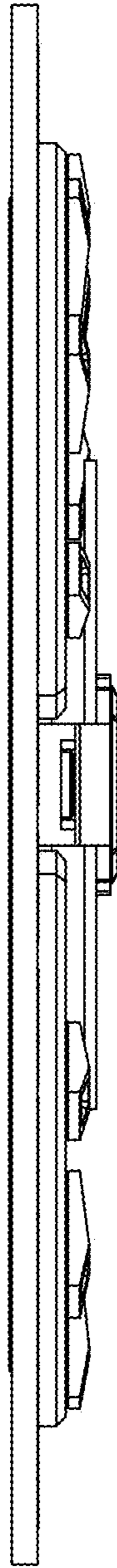
**FIG. 1**



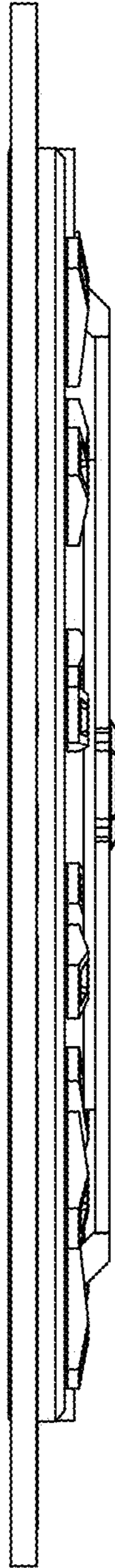
**FIG. 2**



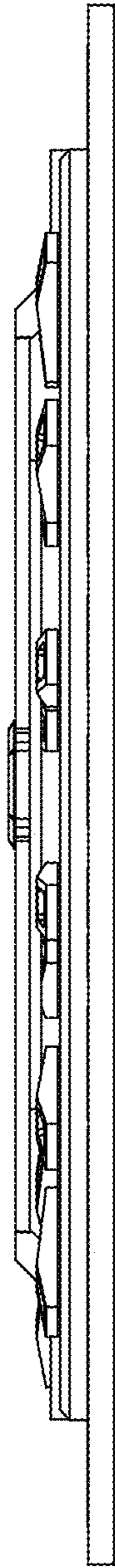
**FIG. 3**




**FIG. 4**



**FIG. 5**

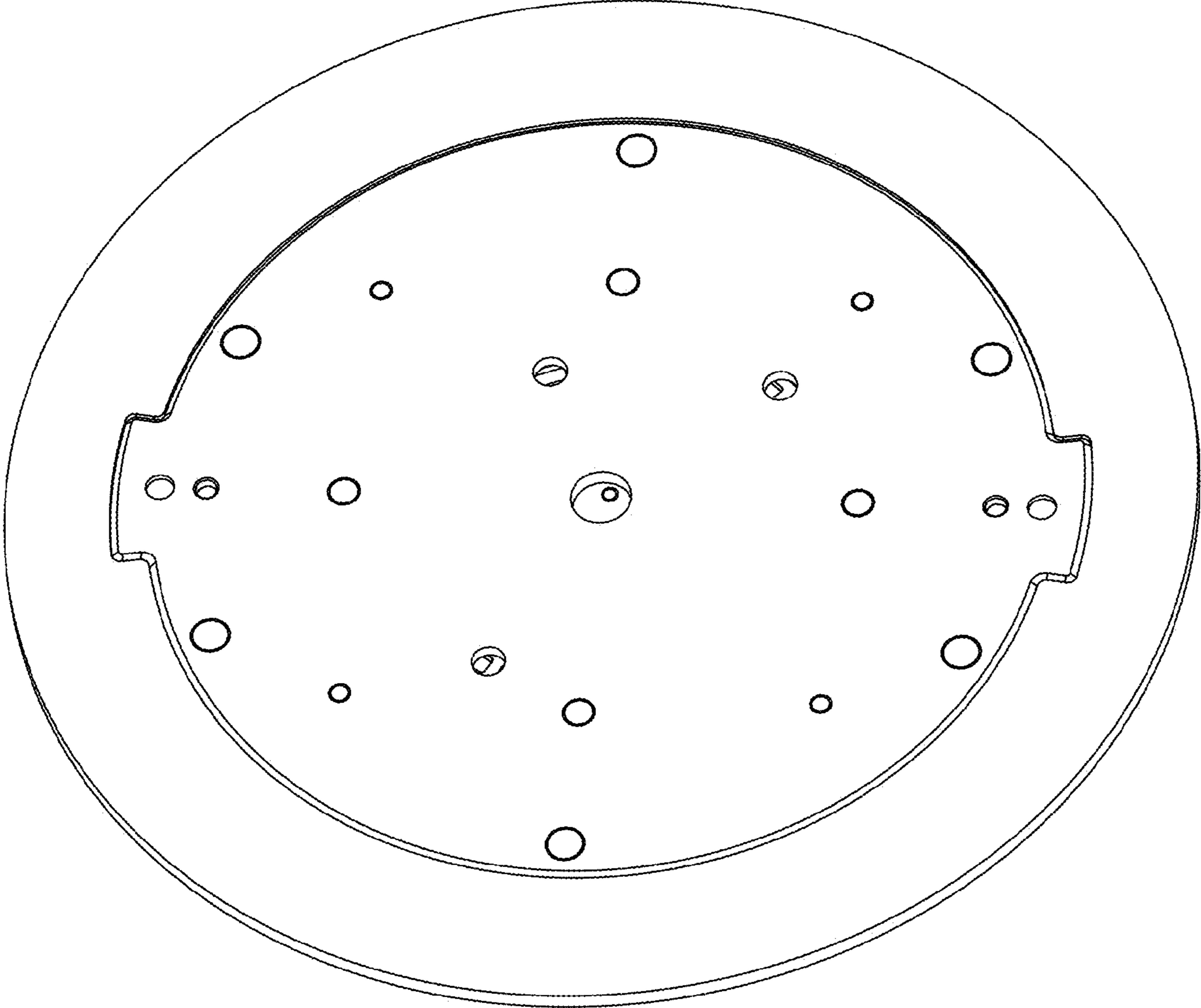


**FIG. 6**



**FIG. 7**





**FIG. 8**