



US00D887281S

(12) **United States Design Patent**
Morris et al.

(10) **Patent No.:** **US D887,281 S**
(45) **Date of Patent:** **** Jun. 16, 2020**

(54) **BAG**

(71) Applicants: **Alexandra Morris**, Buffalo, NY (US);
Ryan Hirliman, Hamburg, NY (US);
Liana Spicciati, Buffalo, NY (US);
Christina Catlin, Lancaster, NY (US)

(72) Inventors: **Alexandra Morris**, Buffalo, NY (US);
Ryan Hirliman, Hamburg, NY (US);
Liana Spicciati, Buffalo, NY (US);
Christina Catlin, Lancaster, NY (US)

(73) Assignee: **Chocolate Delivery Systems, Inc.**,
Buffalo, NY (US)

(**) Term: **15 Years**

(21) Appl. No.: **29/682,887**

(22) Filed: **Mar. 8, 2019**

(51) **LOC (12) Cl.** **09-05**

(52) **U.S. Cl.**
USPC **D9/703**

(58) **Field of Classification Search**
USPC D9/702-714, 443, 447, 499, 516-517,
D9/523-524, 526-528, 530, 719, 572;
222/92, 210, 212, 215; D23/211.1, 212;
220/200, 260, 288, 768, 901; 206/815;
215/200, 217-218, 382-385, 396, 371;
D7/312, 321; 383/61.1, 80-81, 104, 901,
383/8, 109, 111, 122, 127, 207, 94, 107;
428/35.2; 229/87.01-87.09, 87.11-87.19

CPC . B65D 1/00; B65D 1/02; B65D 1/023; B65D
1/32; B65D 11/00; B65D 11/04; B65D
35/08; B65D 35/00; B65D 33/02; B65D
33/04; B65D 33/24; A61J 1/10; A61J
1/47; A61J 9/001
See application file for complete search history.

(56) **References Cited**

U.S. PATENT DOCUMENTS

D628,902 S *	12/2010	Schroeder	D9/710
D661,201 S *	6/2012	Schroeder	D9/710
D724,443 S *	3/2015	Sharpe	D9/710
D744,352 S *	12/2015	Quarles	D9/707
D772,076 S *	11/2016	Waldis	D7/512
D877,623 S *	3/2020	Gross-Johnston	D9/707

* cited by examiner

Primary Examiner — Abraham Bahta

(74) *Attorney, Agent, or Firm* — Stadler IP Law PLLC

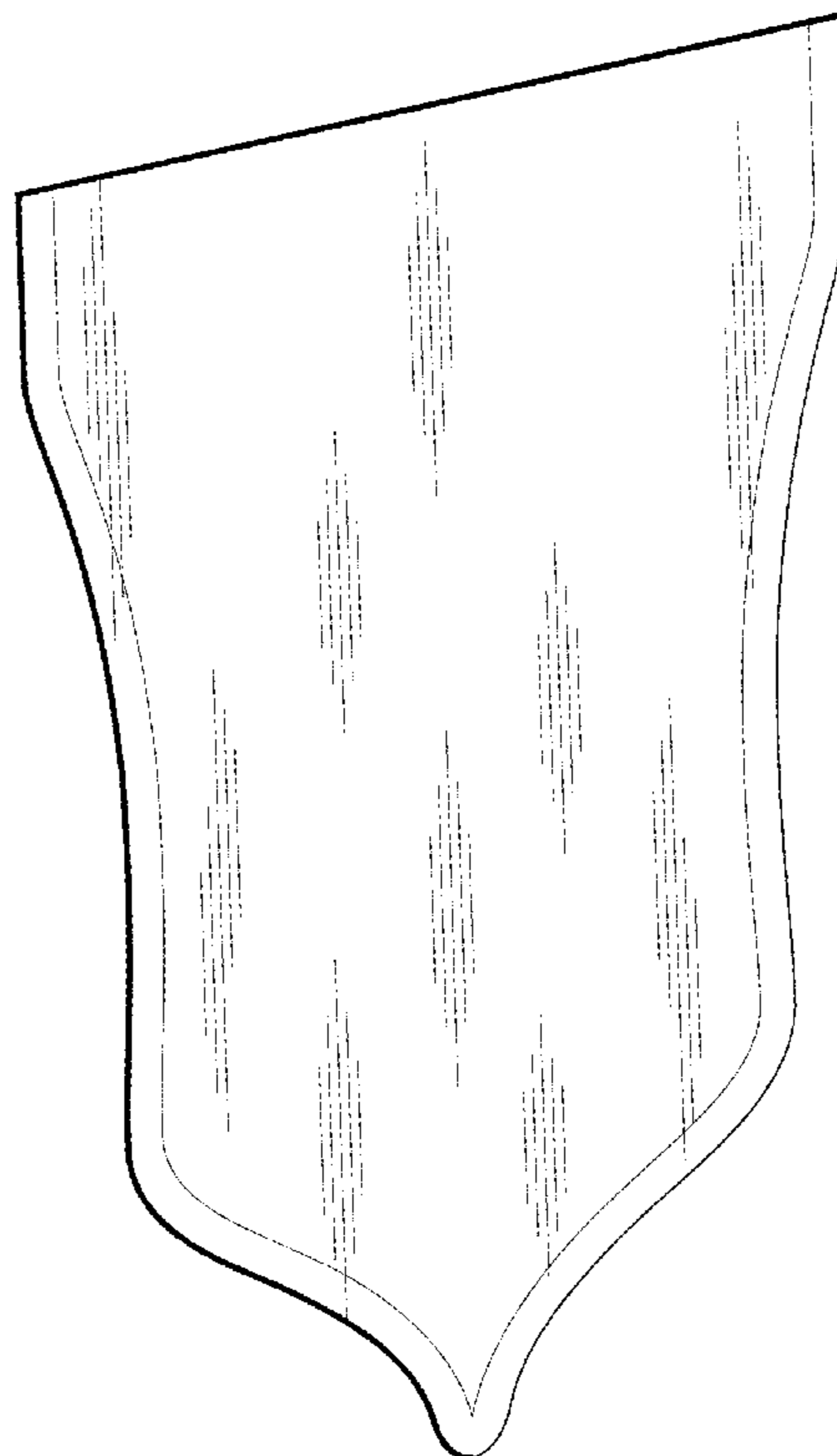
(57) **CLAIM**

The ornamental design for a bag, as shown and described.

DESCRIPTION

FIG. 1 is a front perspective view of a bag showing our new design;
FIG. 2 is a front elevational view thereof;
FIG. 3 is a rear elevational view thereof;
FIG. 4 is a right side view of the thereof;
FIG. 5 is a left side view of the thereof;
FIG. 6 is a top plan view thereof; and,
FIG. 7 is bottom plan view thereof.

1 Claim, 4 Drawing Sheets



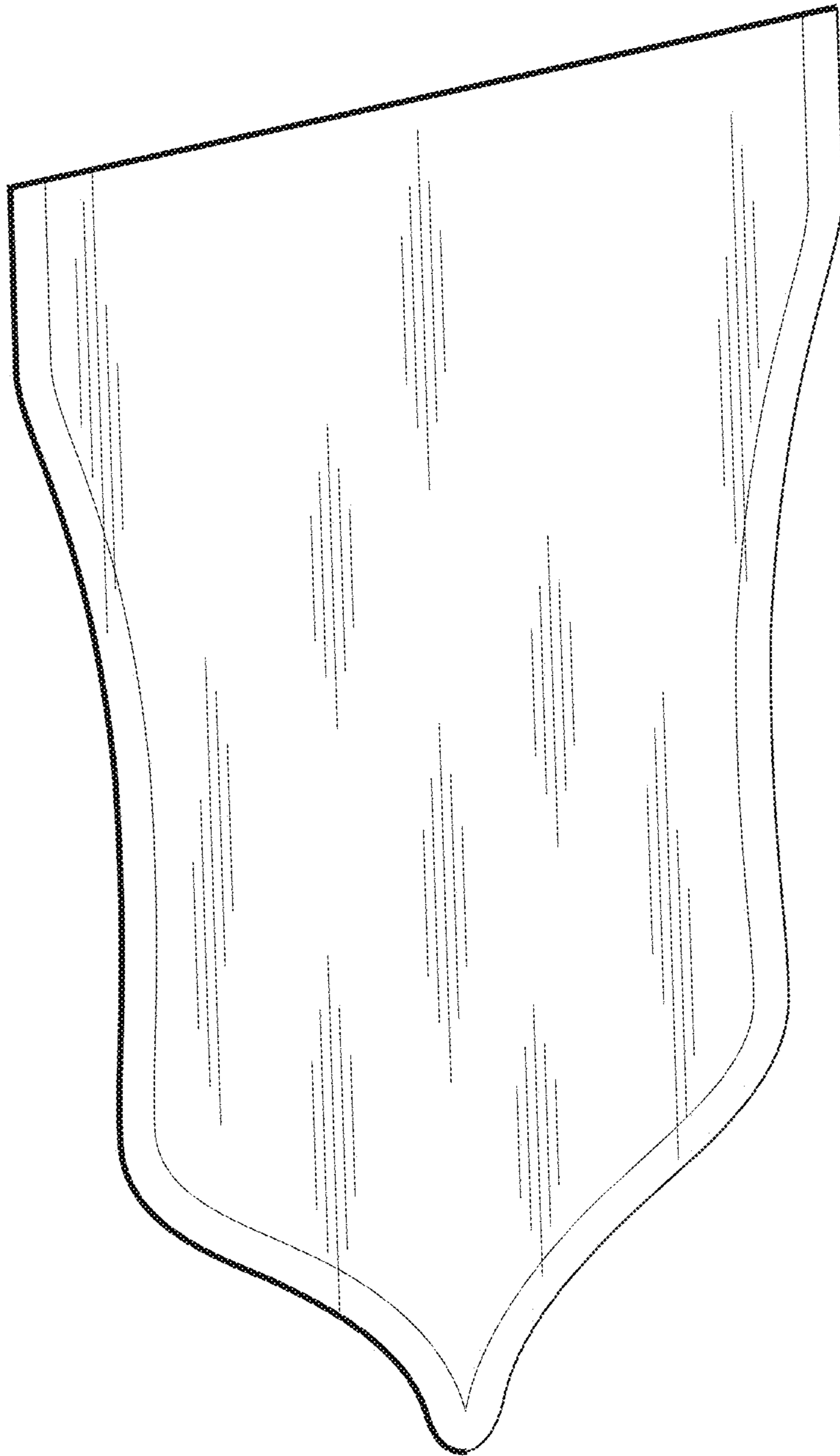


Fig. 1

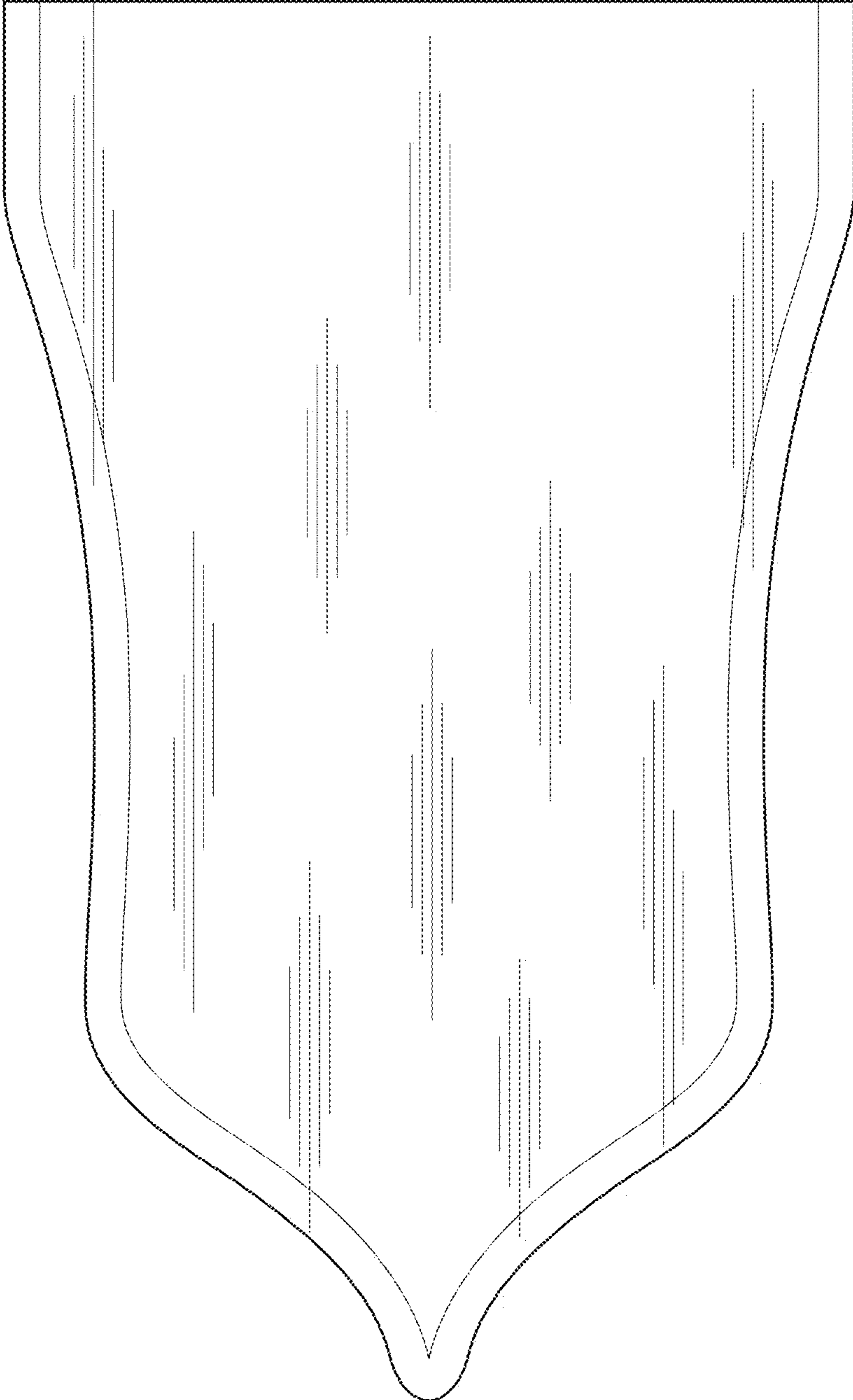


Fig. 2

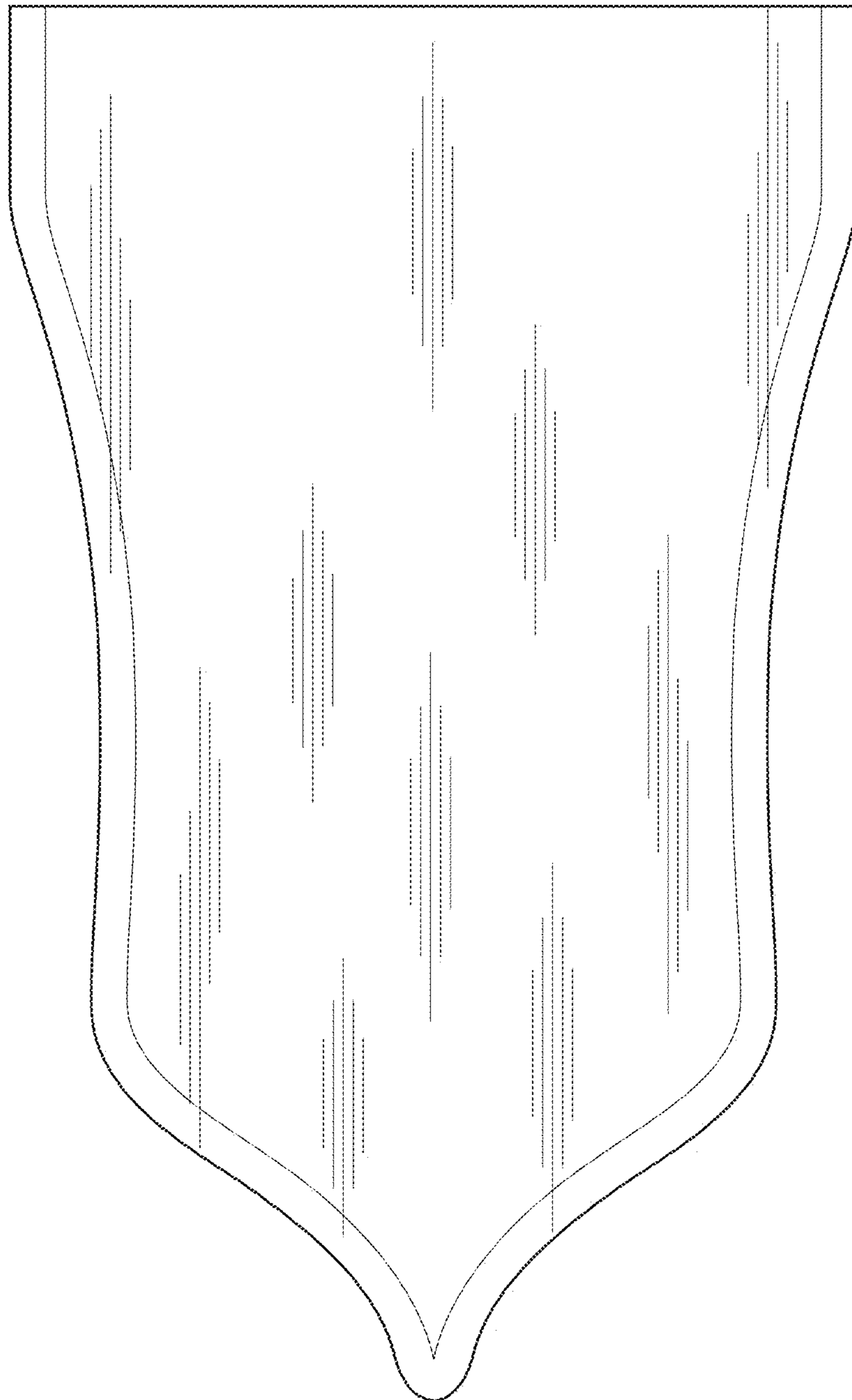


Fig.3

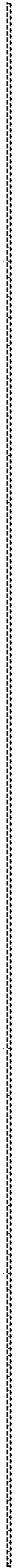


Fig. 4

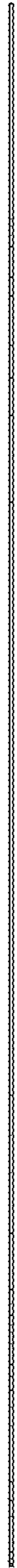


Fig. 5



Fig. 6



Fig. 7