



US00D887219S

(12) **United States Design Patent**
Hong

(10) **Patent No.:** **US D887,219 S**

(45) **Date of Patent:** **** Jun. 16, 2020**

- (54) **DISPLAY STAND**
- (71) Applicant: **Qiming Hong**, Cixi (CN)
- (72) Inventor: **Qiming Hong**, Cixi (CN)
- (**) Term: **15 Years**
- (21) Appl. No.: **29/678,255**
- (22) Filed: **Jan. 28, 2019**
- (51) **LOC (12) Cl.** **07-01**
- (52) **U.S. Cl.**
USPC **D7/601**
- (58) **Field of Classification Search**
USPC D7/601, 704, 600.1–600.4, 584–587;
D3/304, 306; D6/676.5, 677.5, 678,
D6/678.4, 680.3, 682.2–682.6, 678.5;
D19/76
CPC A47F 7/0071; A47F 7/00; A47F 7/022;
A47F 5/01; A47F 7/02; A47L 19/04;
F16M 11/10; F16M 13/00; A47B 75/00;
A47B 23/00; A47B 41/06; A47G 25/90;
A47G 23/02; A47G 19/08; A47G 19/02;
A47G 19/025; B65D 1/24; B65D 1/36
See application file for complete search history.

- (56) **References Cited**
U.S. PATENT DOCUMENTS
2,926,875 A * 3/1960 Hoyer A47G 25/901
248/121
D290,558 S * 6/1987 Zorrilla D6/682.5

- 4,936,466 A * 6/1990 Nava A47F 7/02
206/566
- 5,826,843 A * 10/1998 Sturm A47F 7/0071
248/176.1
- D404,973 S * 2/1999 Goodman D7/601
- D437,735 S * 2/2001 Goodman D7/601
- D481,265 S * 10/2003 Ancona D7/601
- D524,111 S * 7/2006 Goodman D7/601
- D538,109 S * 3/2007 Goodman D7/601
- D637,043 S * 5/2011 Baquero D7/601
- D698,203 S * 1/2014 Goodman D7/601
- D788,542 S * 6/2017 Goodman D7/601

* cited by examiner

Primary Examiner — Terry A Wallace

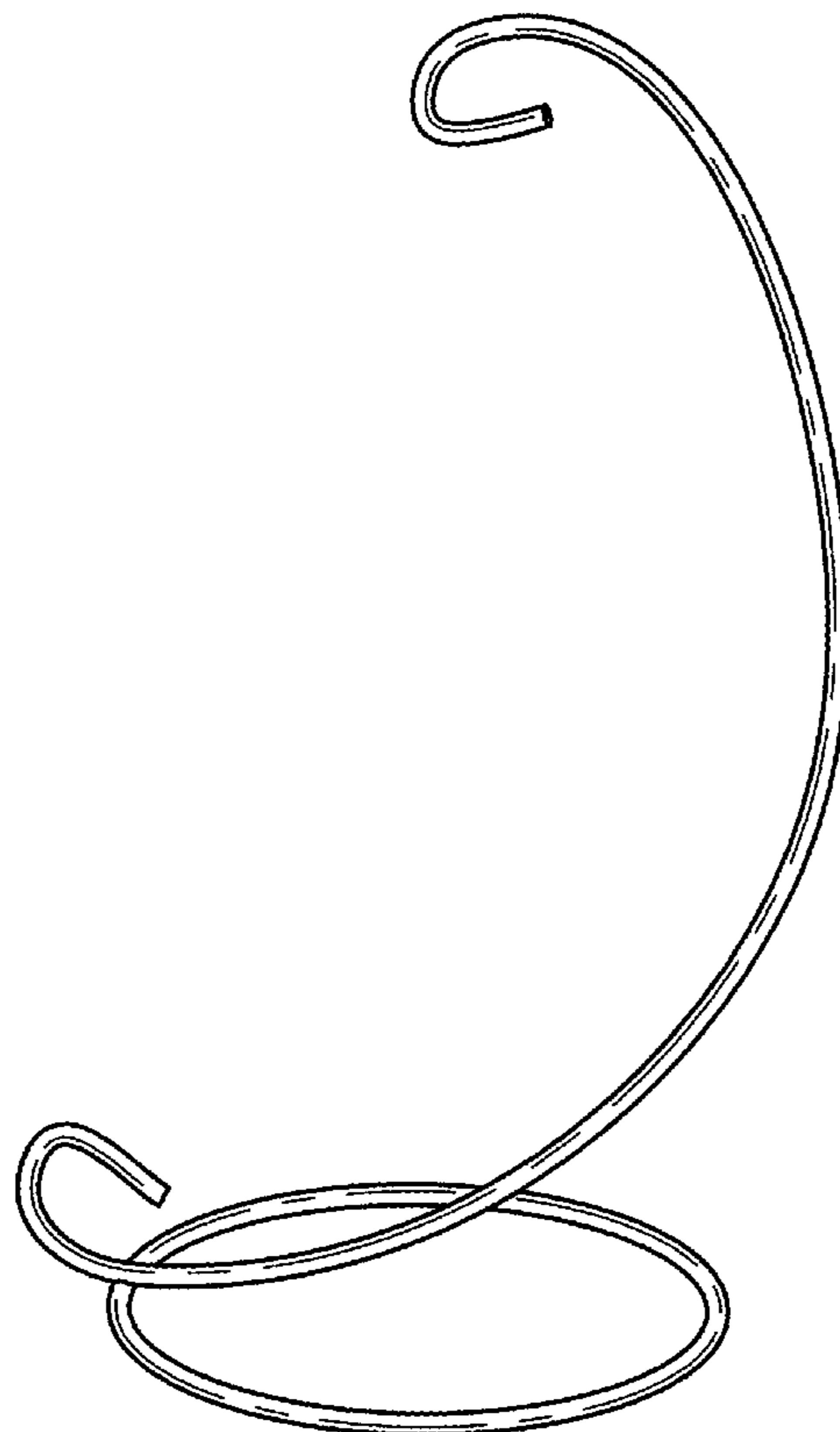
(57) **CLAIM**

The ornamental design for a display stand, as shown and described.

DESCRIPTION

FIG. 1 is a front perspective view of the display stand showing my new design;
FIG. 2 is a left side elevational view thereof;
FIG. 3 is a right side elevational view thereof;
FIG. 4 is a rear elevational view thereof;
FIG. 5 is a front elevational view thereof;
FIG. 6 is a top plan view thereof; and,
FIG. 7 is a bottom plan view thereof.

1 Claim, 5 Drawing Sheets



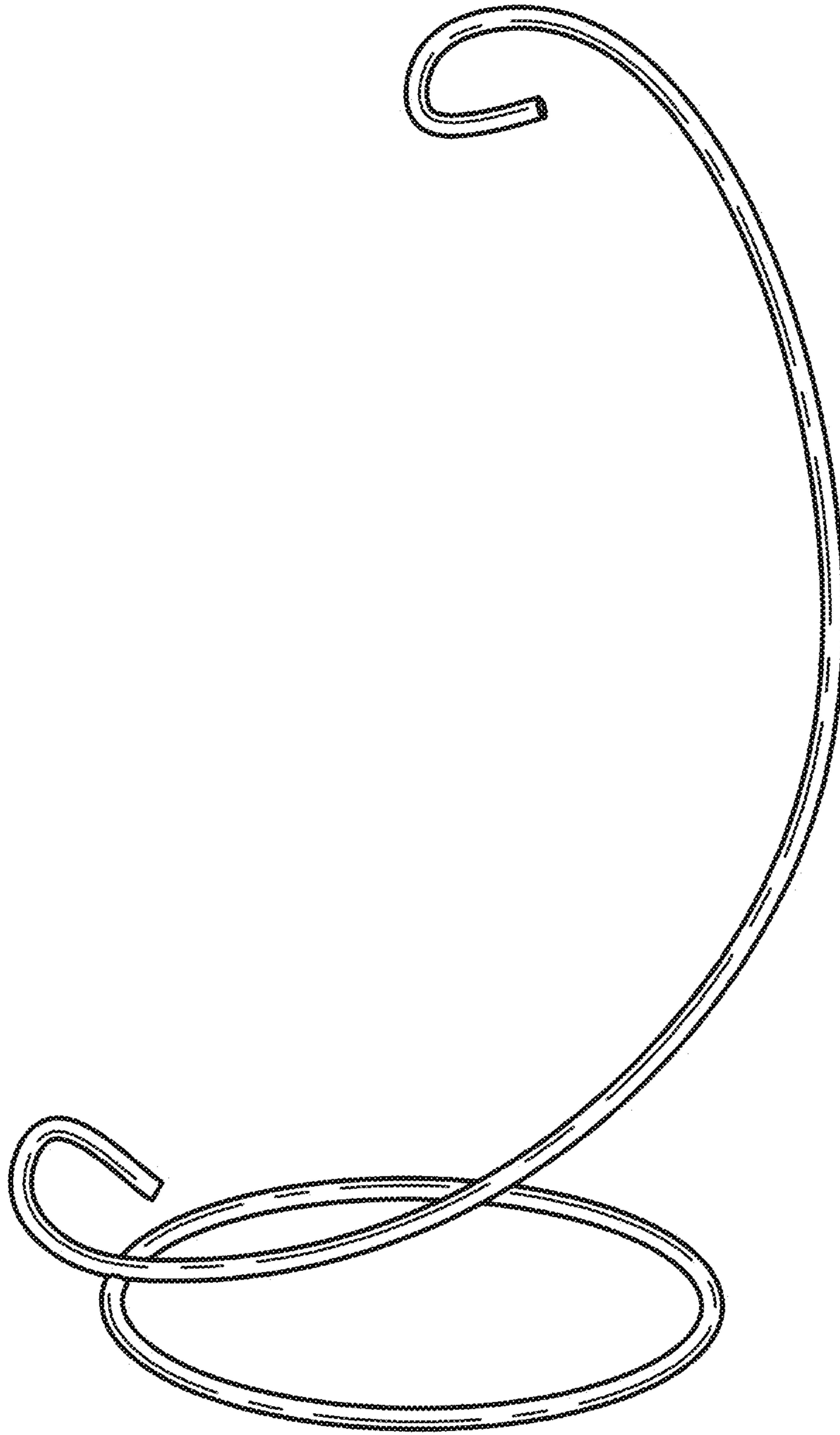


FIG. 1

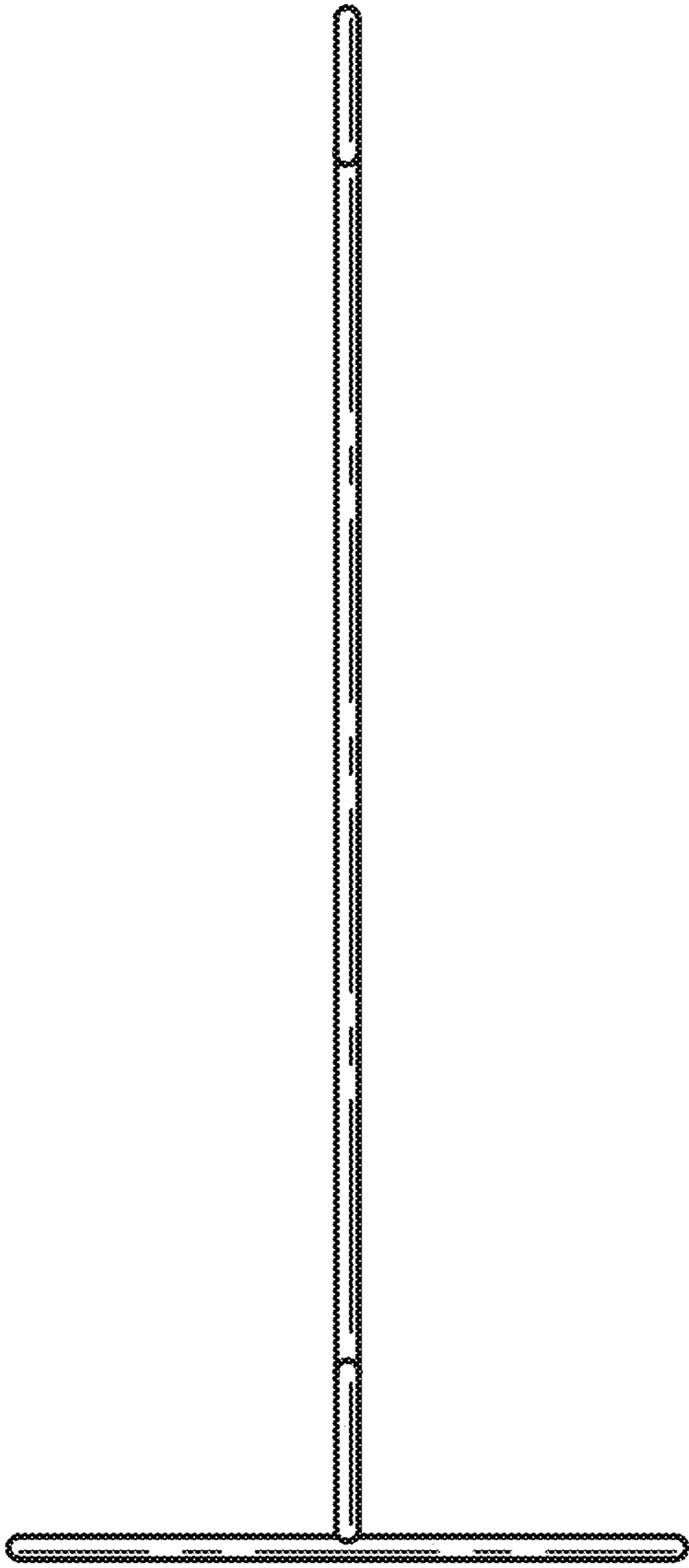


FIG. 2

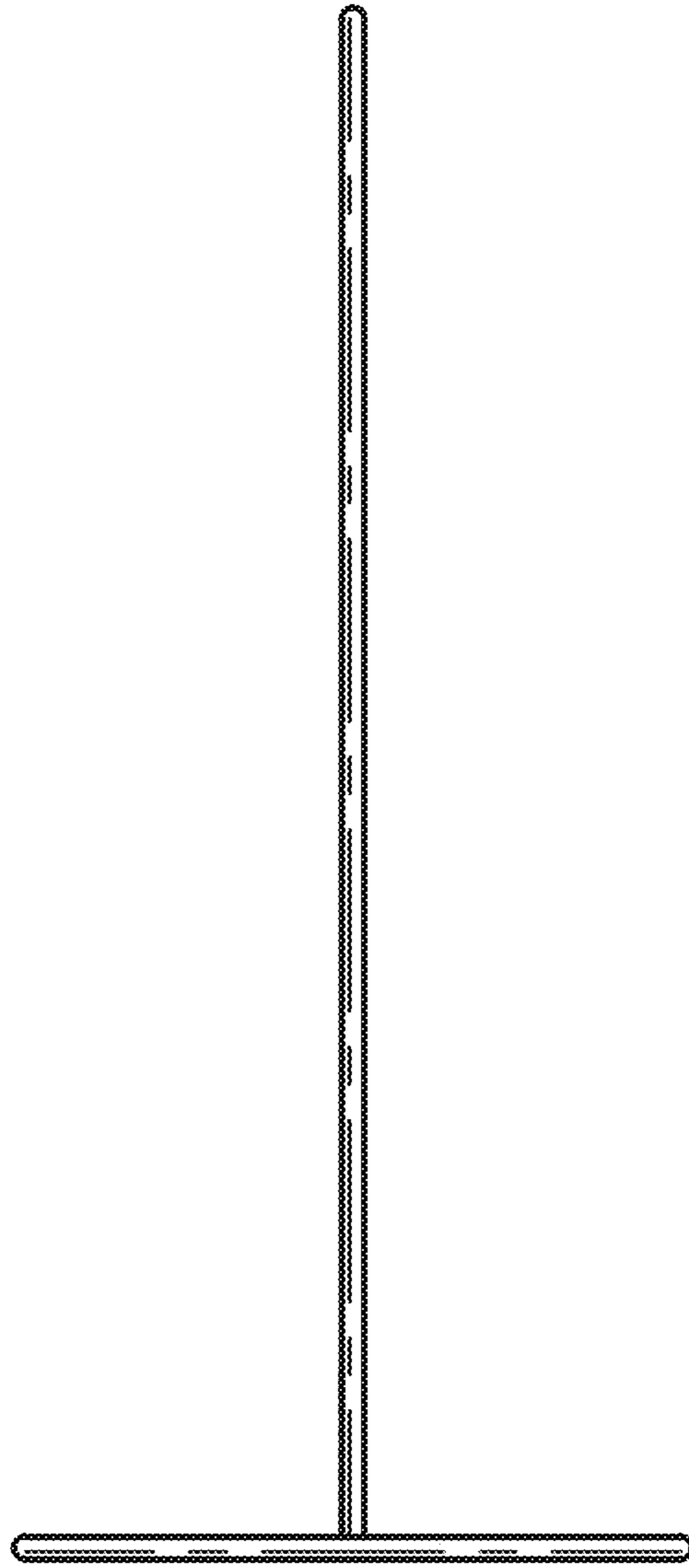


FIG. 3

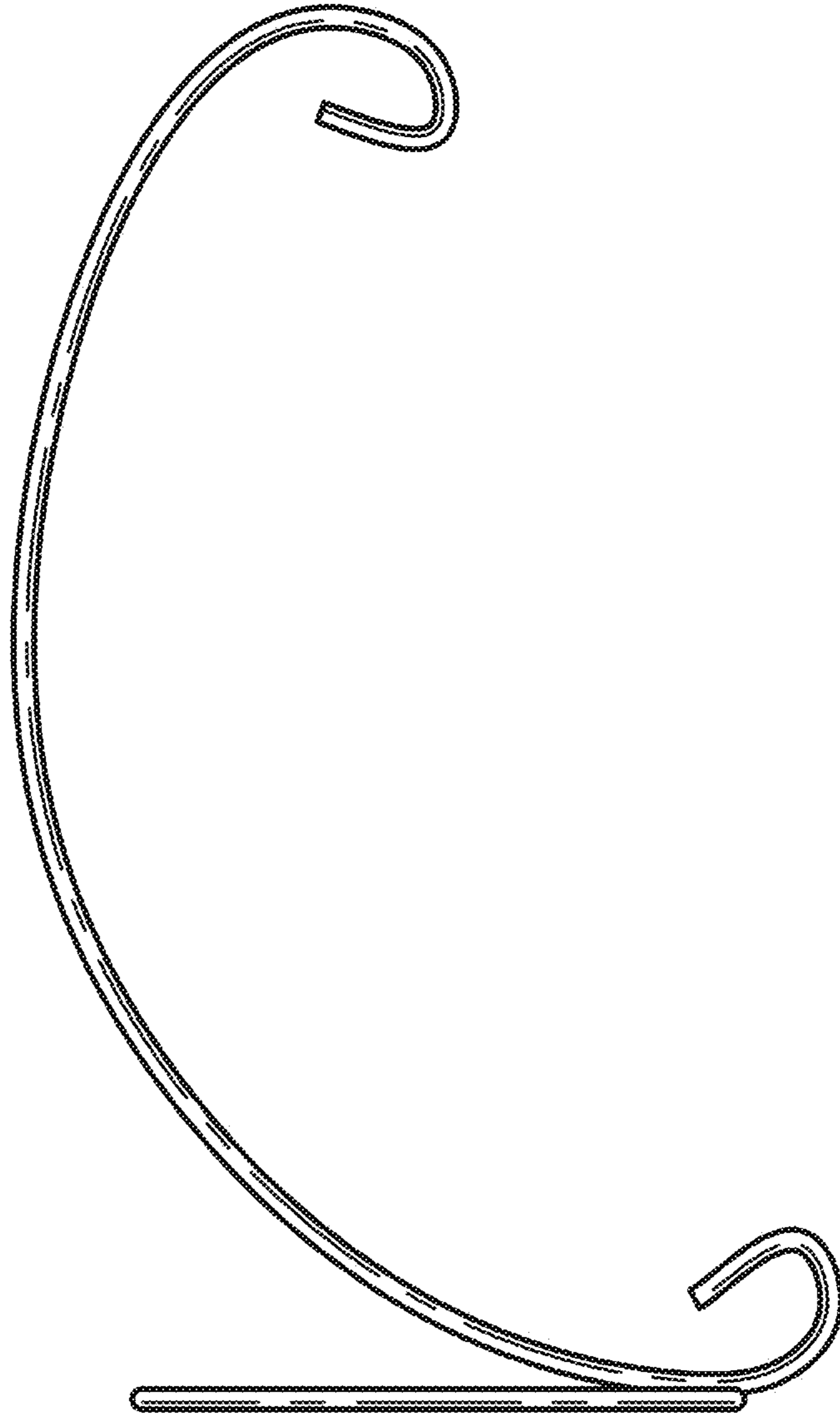


FIG. 4




FIG. 5




FIG. 6

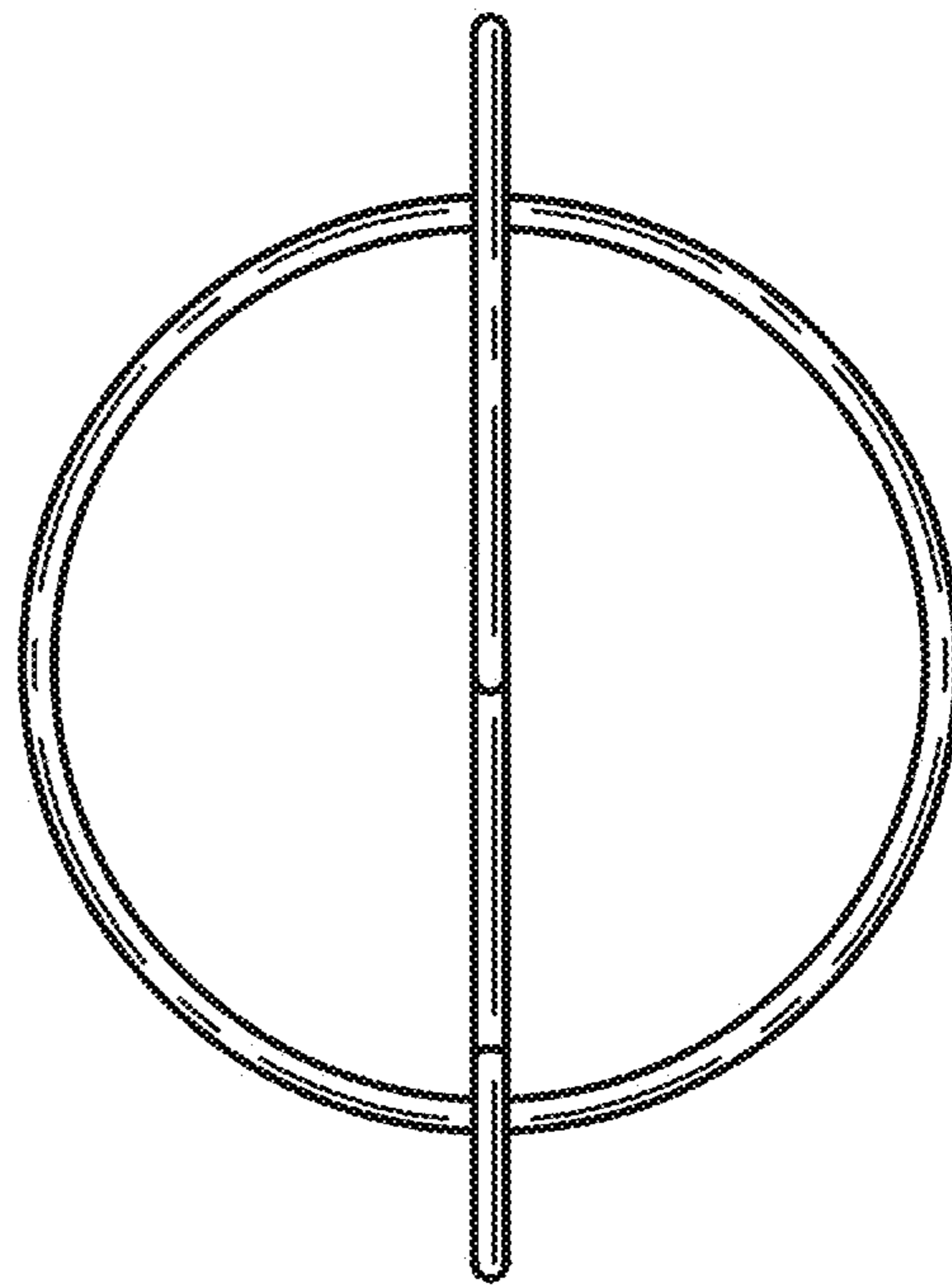


FIG. 7