



US00D887196S

(12) **United States Design Patent**  
**Katz**

(10) **Patent No.:** **US D887,196 S**  
(45) **Date of Patent:** **\*\* Jun. 16, 2020**

- (54) **FRYING PAN**
- (71) Applicant: **Katz Horizons LLC**, Newport Beach, CA (US)
- (72) Inventor: **Marc Katz**, Newport Beach, CA (US)
- (73) Assignee: **KATZ HORIZONS LLC**, Newport Beach, CA (US)
- (\*\*) Term: **15 Years**
- (21) Appl. No.: **29/724,841**
- (22) Filed: **Feb. 19, 2020**

D524,604 S *	7/2006	Vendl .....	D7/545
D538,599 S *	3/2007	Miller .....	D7/586
D543,070 S *	5/2007	Tardif .....	D7/361
D574,195 S *	8/2008	LeVan .....	D7/586
D586,611 S *	2/2009	Solis .....	D7/354
D587,063 S *	2/2009	Solis .....	D7/361
8,353,243 B2 *	1/2013	Lee .....	A47J 37/10 220/573.1
D784,068 S *	4/2017	Barth .....	D7/354
D846,949 S *	4/2019	Holding .....	D7/586
D865,433 S *	11/2019	Yu .....	D7/361
10,517,430 B1 *	12/2019	Trzcinski .....	A47J 37/10

\* cited by examiner

*Primary Examiner* — Ricky Pham

**Related U.S. Application Data**

- (63) Continuation-in-part of application No. 29/666,337, filed on Oct. 11, 2018.
- (51) **LOC (12) Cl.** ..... **07-02**
- (52) **U.S. Cl.**  
USPC ..... **D7/354; D7/361**
- (58) **Field of Classification Search**  
USPC ..... D7/323, 354–363, 391, 393–396, 409, D7/545, 586  
CPC ..... A47G 19/12; A47J 27/00; A47J 27/002; A47J 27/08; A47J 27/21; A47J 27/58; A47J 36/025; A47J 36/06; A47J 36/12; A47J 37/00; A47J 37/10; A47J 37/101; A47J 37/103; A47J 37/12; A47J 37/1204; A47J 45/061; A47J 45/071; A47J 45/08; H05B 6/12  
See application file for complete search history.

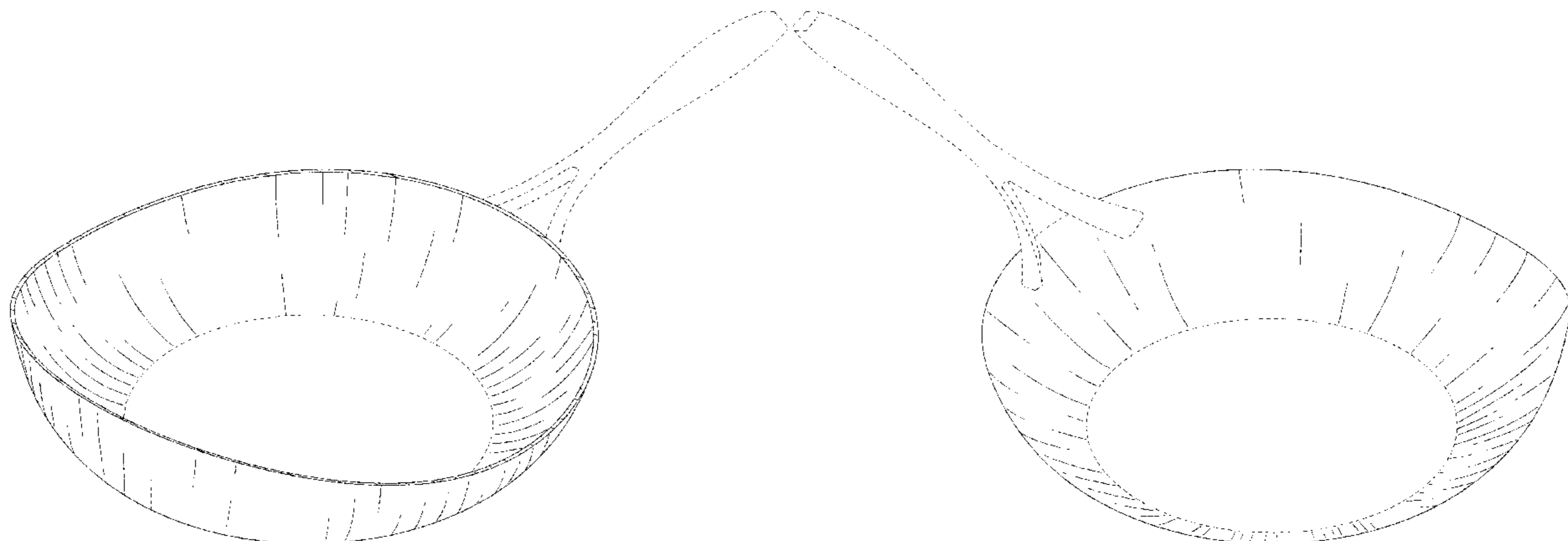
(57) **CLAIM**

The ornamental design for a frying pan, as shown and described.

**DESCRIPTION**

FIG. 1 is a top-front-left perspective view of a frying pan showing my new design;  
 FIG. 2 is a bottom-rear-right perspective view thereof;  
 FIG. 3 is a front elevational view thereof;  
 FIG. 4 is a rear elevational view thereof;  
 FIG. 5 is a left side elevational view thereof;  
 FIG. 6 is a right side elevational view thereof;  
 FIG. 7 is a top plan view thereof; and,  
 FIG. 8 is a bottom plan view thereof.  
 The broken line showing a pan insert in FIGS. 1, 2, 7, and 8; and the handle in FIGS. 1, 2, 4, 5, 6, 7, and 8 are included for the purpose of showing environmental structure and form no part of the claimed design.

**1 Claim, 8 Drawing Sheets**



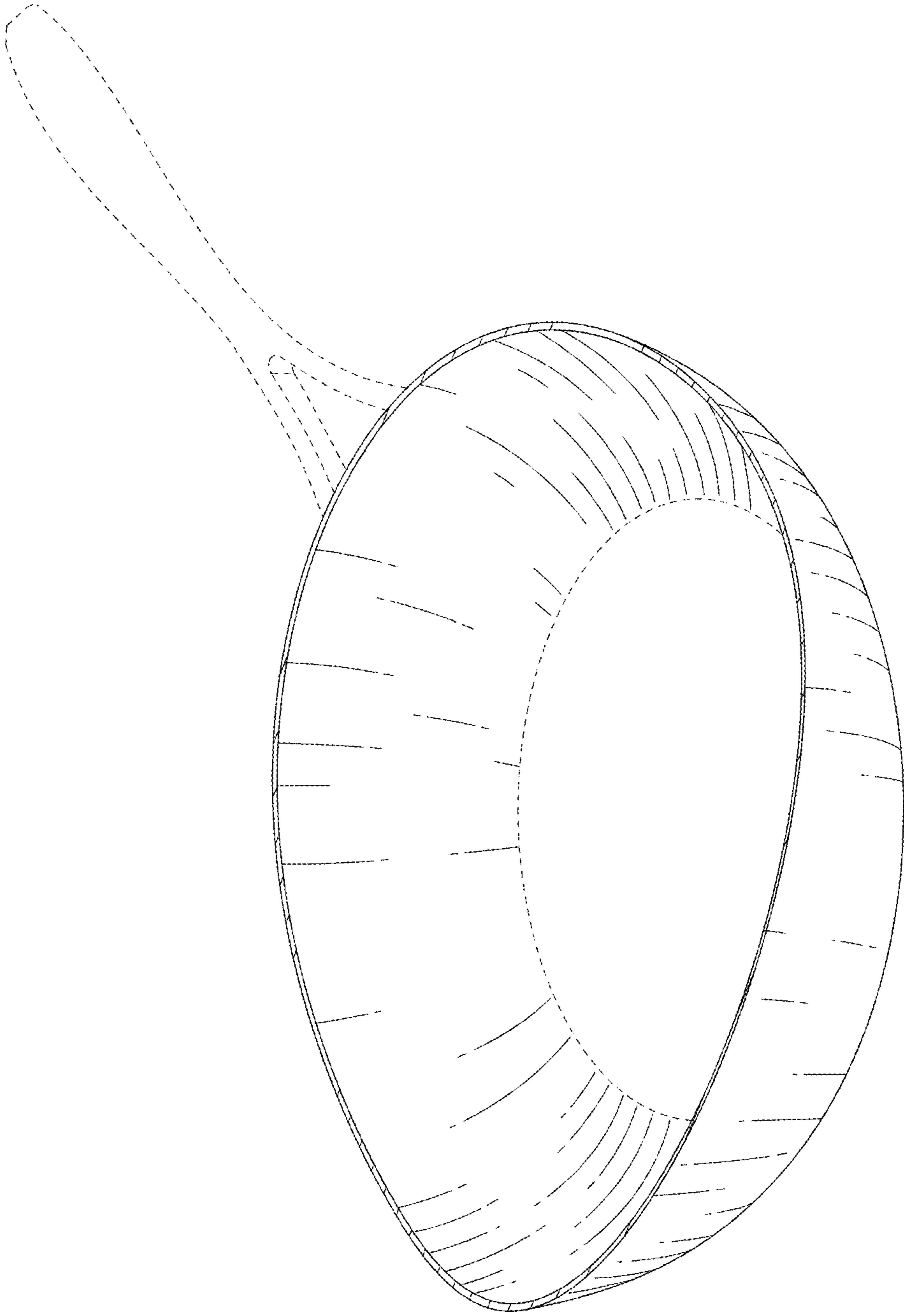


FIG. 1

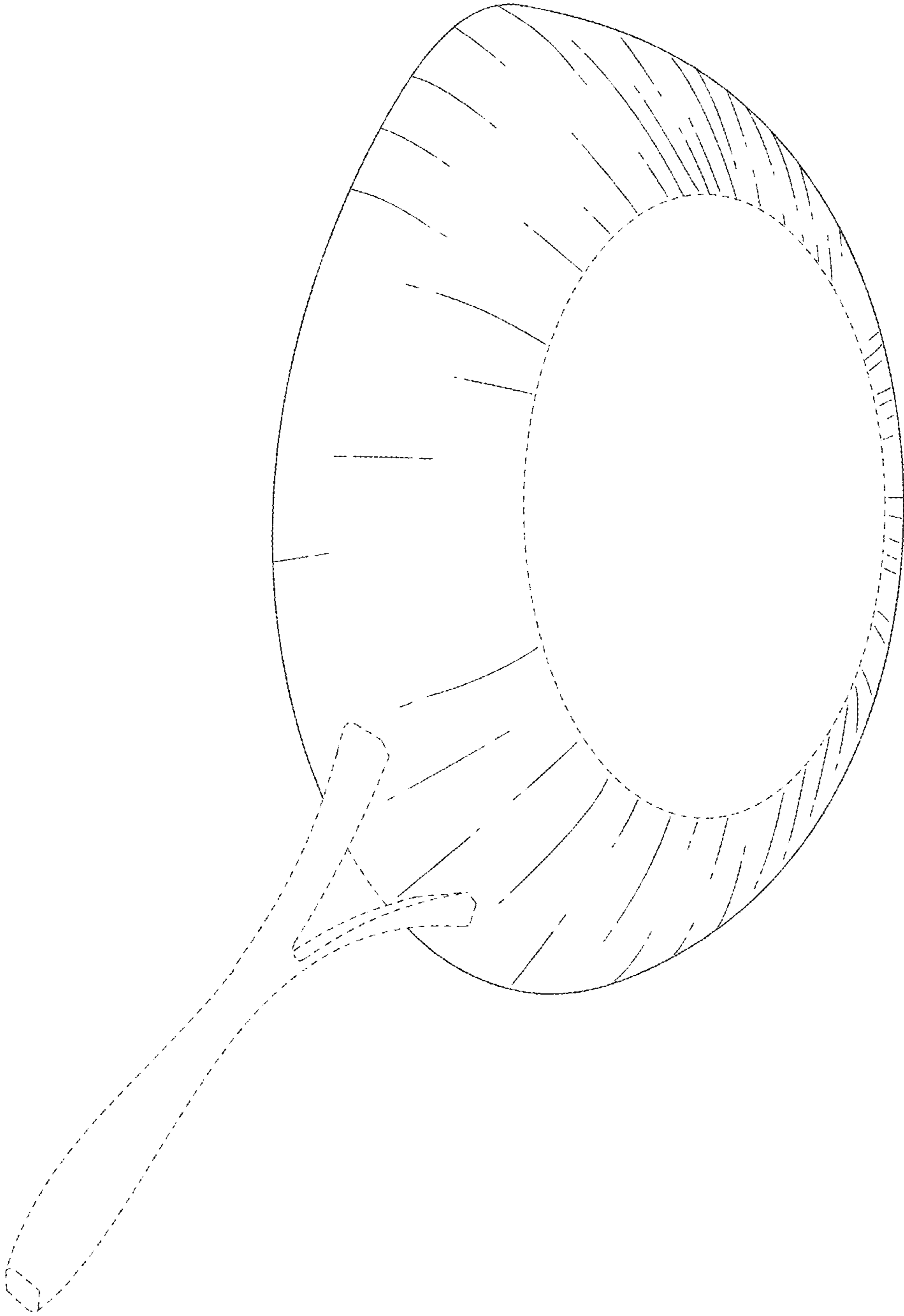


FIG. 2

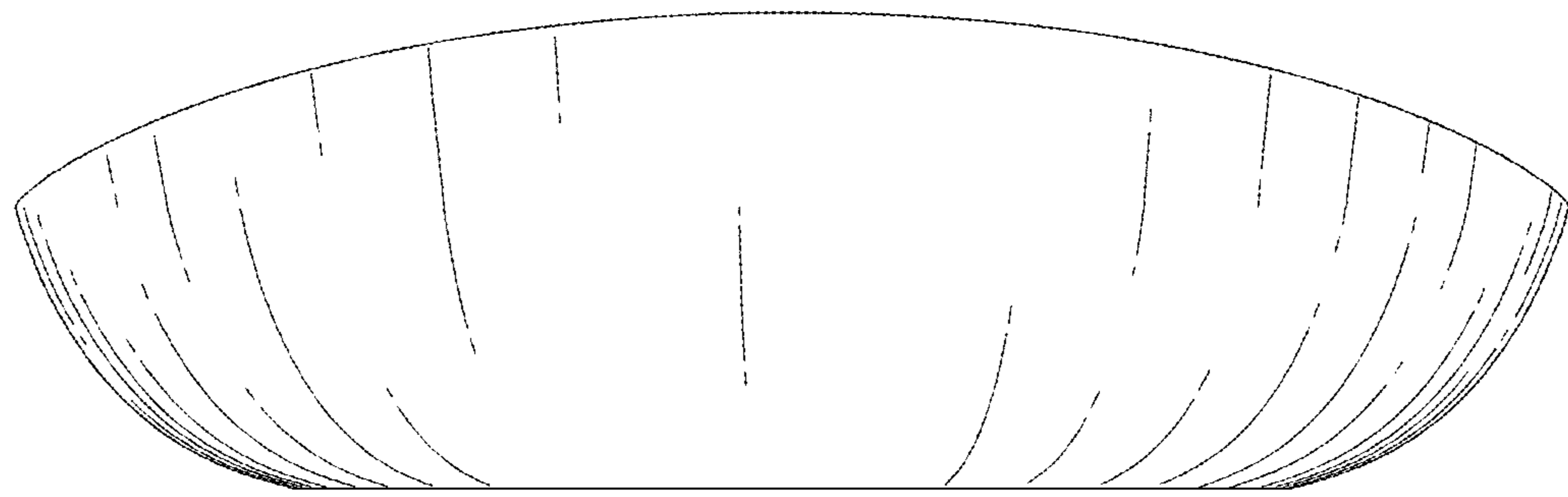


FIG. 3

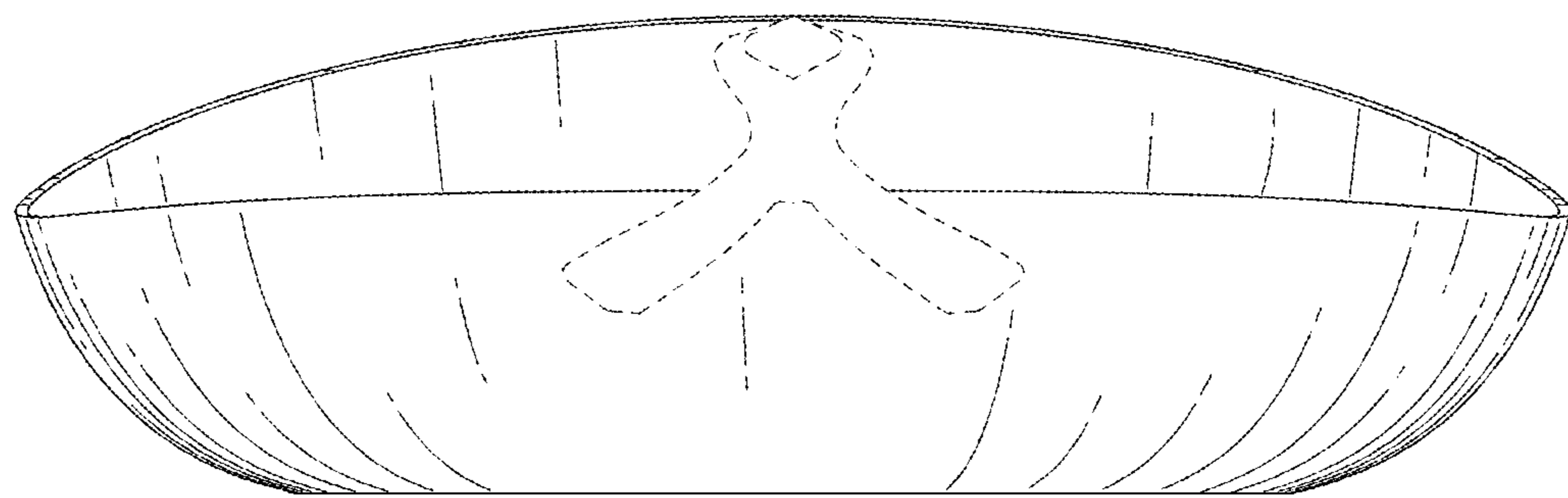


FIG. 4

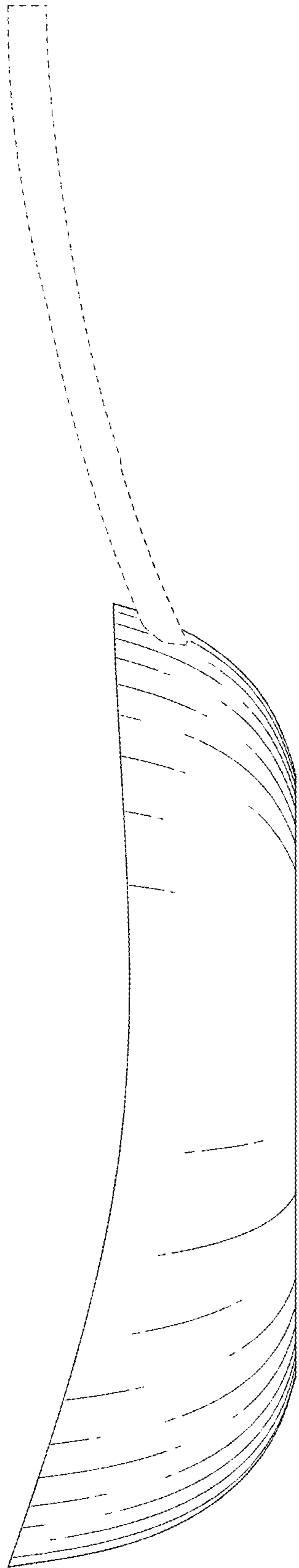


FIG. 5

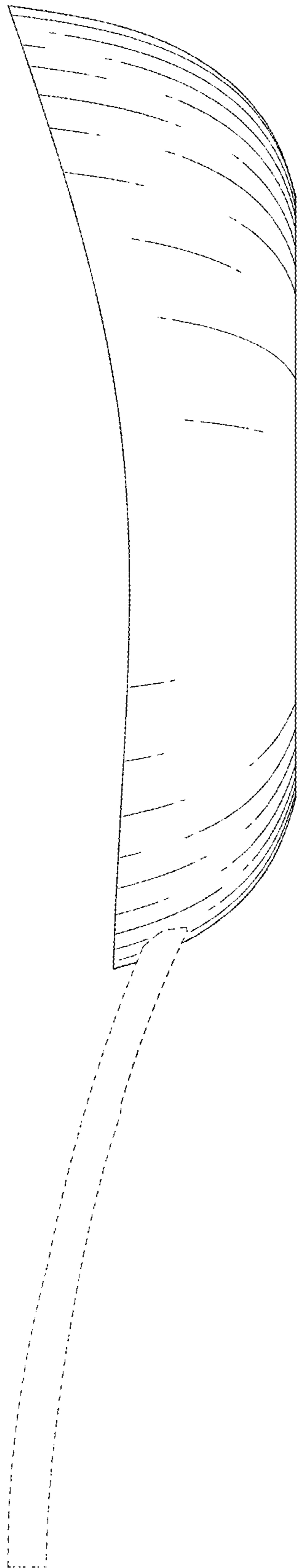


FIG. 6

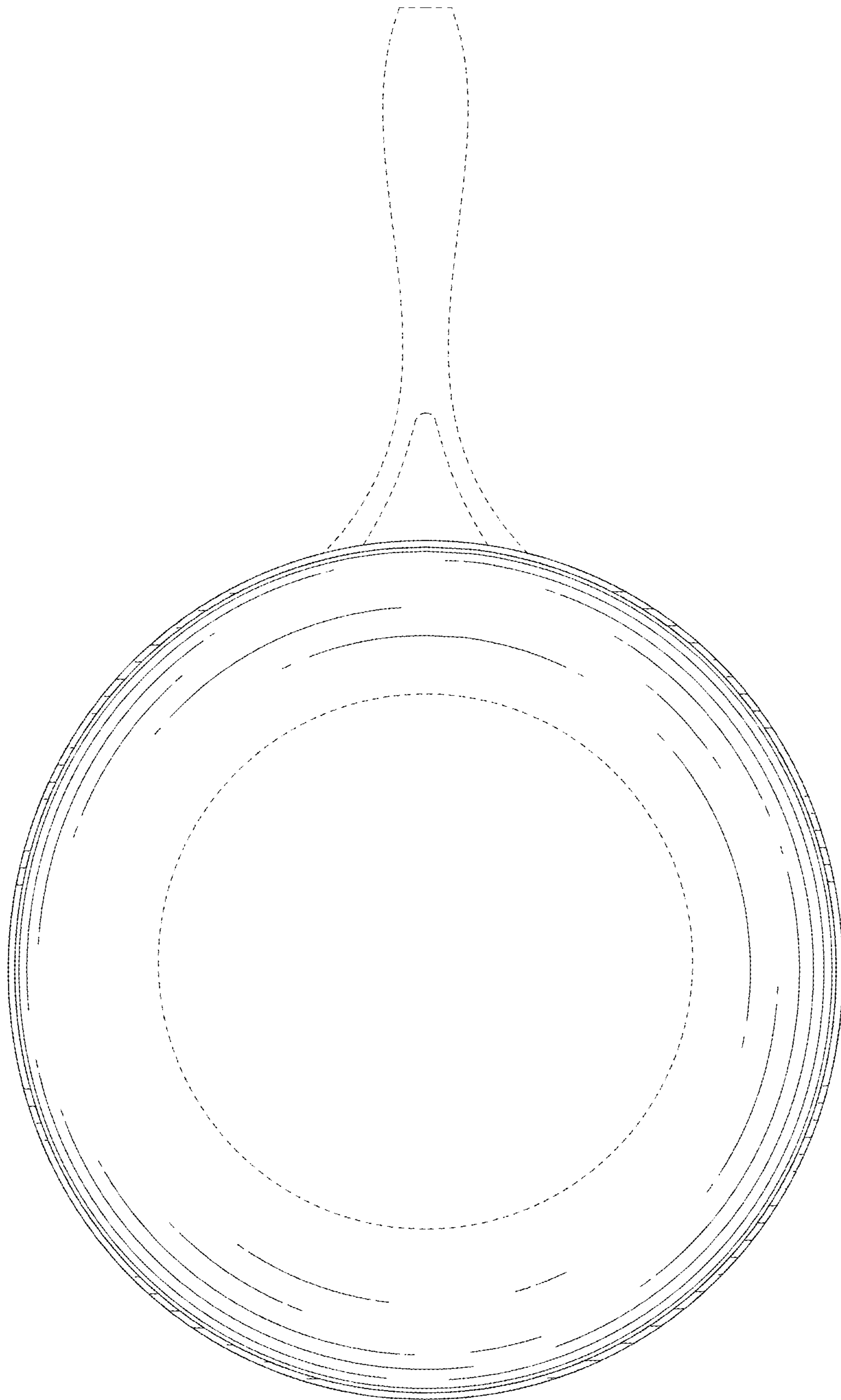


FIG. 7



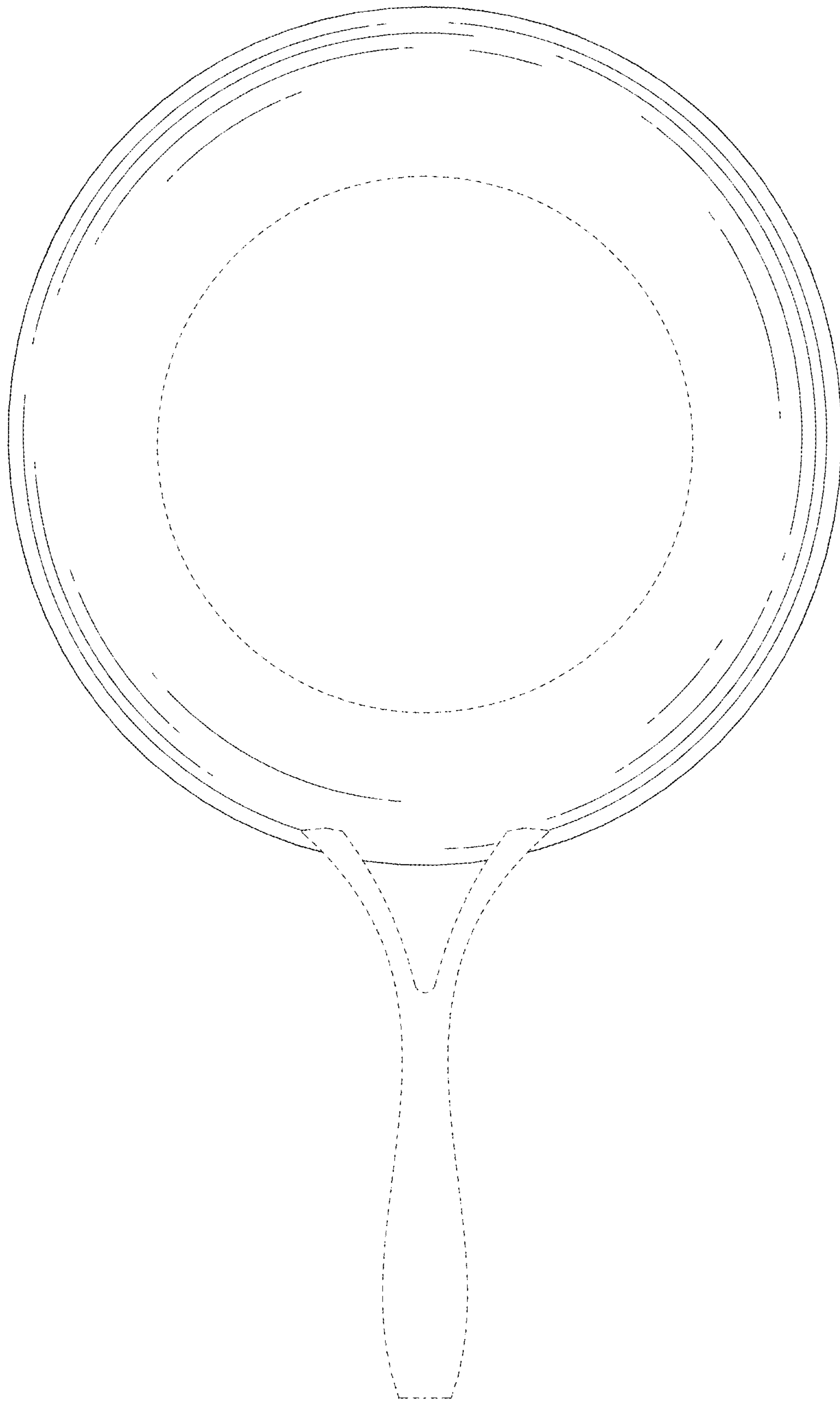


FIG. 8