



US00D887179S

(12) **United States Design Patent**
Bundy

(10) **Patent No.:** **US D887,179 S**
(45) **Date of Patent:** **** Jun. 16, 2020**

(54) **TOWEL WITH DETACHABLE POCKET**

(71) Applicant: **Christopher Charles Bundy**, Brea, CA
(US)

(72) Inventor: **Christopher Charles Bundy**, Brea, CA
(US)

(**) Term: **15 Years**

(21) Appl. No.: **29/598,351**

(22) Filed: **Mar. 24, 2017**

(51) **LOC (12) Cl.** **06-99**

(52) **U.S. Cl.**
USPC **D6/608**

(58) **Field of Classification Search**
USPC D6/333, 349, 355, 375, 388, 512, 563,
D6/564, 595, 596, 601, 602, 603, 604,
(Continued)

(56) **References Cited**

U.S. PATENT DOCUMENTS

2,728,451 A * 12/1955 Leander B65D 81/055
206/453
D203,574 S * 1/1966 Marghab D6/595
(Continued)

OTHER PUBLICATIONS

Khataland Premium Sports Towel, announced Aug. 1, 2015, [online],
[site visited Jul. 28, 2019]. Available from Internet, URL: <https://www.khataland.com/Towels/Premium-Sports-Towel-with-Zipper-Pocket-Hot-Pink.html> (Year: 2015).*

Primary Examiner — Michelle E. Wilson

Assistant Examiner — Sanjeev Paul

(74) *Attorney, Agent, or Firm* — Conica IP Law P.C.;
Marin Cionca

(57) **CLAIM**

The ornamental design for a towel with a detachable pocket,
as shown and described.

DESCRIPTION

FIG. 1 is a front elevation view of a towel with a detachable
pocket showing the new design, with the pocket attached to
the towel;

FIG. 2 is a rear elevation view thereof;

FIG. 3 is a front elevation view thereof, with the detachable
pocket separated from the towel;

FIG. 4 is a rear elevation view thereof, with the detachable
pocket separated from the towel;

FIG. 5 is a front perspective view thereof, with the detach-
able pocket open and attached to the towel;

FIG. 6 is a front elevation view of an alternative embodi-
ment of the towel with a detachable pocket of FIG. 1;

FIG. 7 is a rear elevation view of the alternative embodiment
of FIG. 6;

FIG. 8 is a front elevation view of the alternative embodi-
ment of FIG. 6, with the detachable pocket separated from
the towel;

FIG. 9 is a rear elevation view of the alternative embodi-
ment of FIG. 6, with the detachable pocket separated from the
towel;

FIG. 10 is a front elevation view of another alternative
embodiment of the towel with a detachable pocket of FIG.
1;

FIG. 11 is a rear elevation view of the alternative embodi-
ment of FIG. 10;

FIG. 12 is a front elevation view of the alternative embodi-
ment of FIG. 10, with the detachable pocket separated from
the towel;

FIG. 13 is a rear elevation view of the alternative embodi-
ment of FIG. 10, with the detachable pocket separated from
the towel;

FIG. 14 is a front perspective view of the alternative
embodiment of FIG. 10, with the detachable pocket open
and attached to the towel;

FIG. 15 is a front elevation view of another alternative
embodiment of the towel with a detachable pocket of FIG.
1;

(Continued)

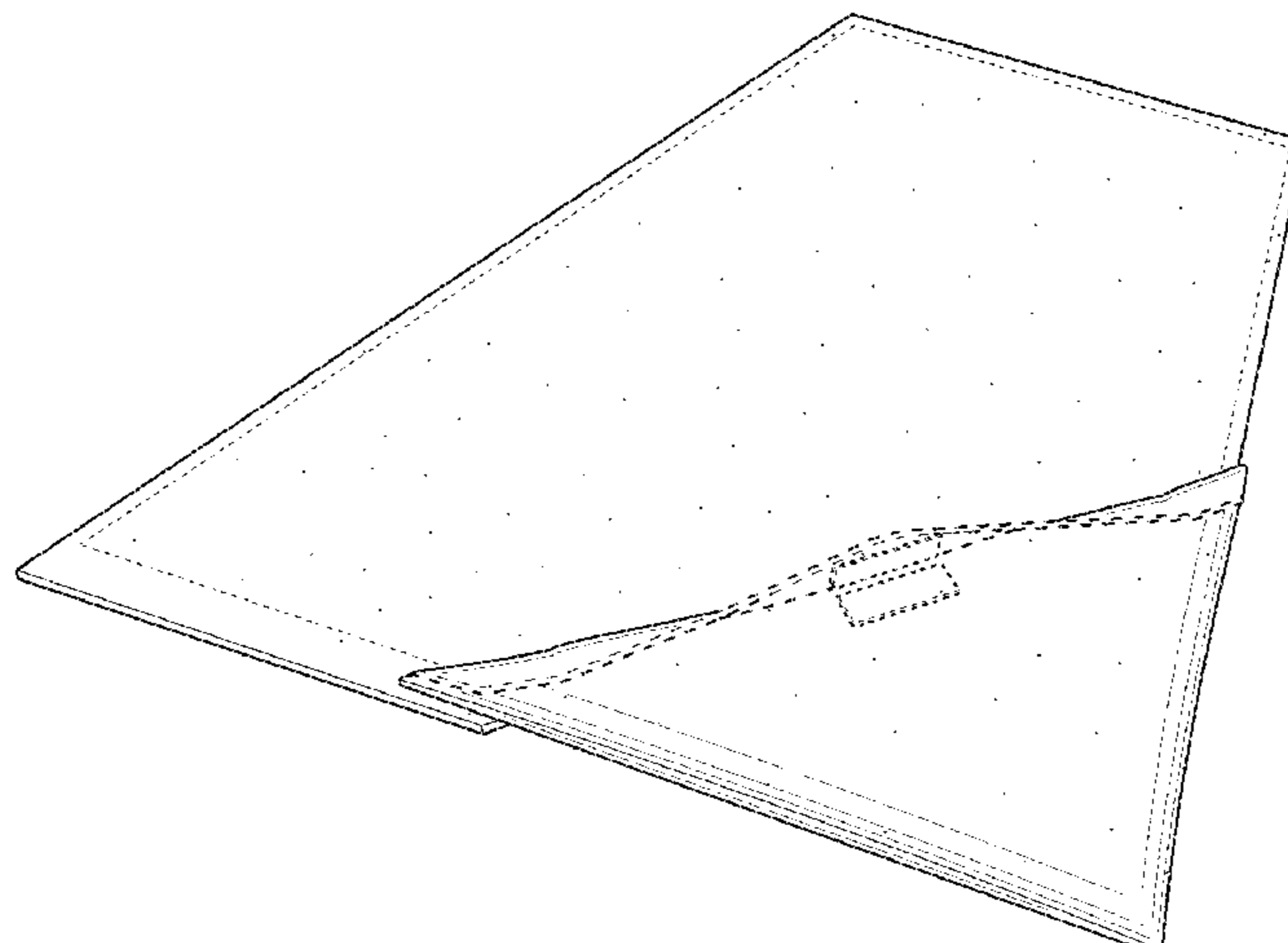


FIG. 16 is a rear elevation view of the alternative embodiment of FIG. 15;

FIG. 17 is a front elevation view of the alternative embodiment of FIG. 15, with the detachable pocket separated from the towel; and,

FIG. 18 is a rear elevation view of the alternative embodiment of FIG. 15, with the detachable pocket separated from the towel.

The broken lines immediately adjacent the shaded surfaces represent the bounds of the claimed design. All other broken lines depict environmental subject matter that forms no part of the claimed design. The broken lines and unshaded surfaces bounded by broken lines form no part of the claimed design. The stippled surface shading indicates claimed surfaces, but not limited to a particular fabric texture.

1 Claim, 18 Drawing Sheets

(58) **Field of Classification Search**

USPC D6/605, 606, 607, 608, 707, 715, 716,
D6/716.1; 5/636, 490, 491, 495;
D24/183-184

CPC A47C 17/021; A47C 17/13; A47C 17/132;
A47C 17/136; A47C 17/1655; A47C
17/207; A47G 9/10; A47G 9/1027; A47G
9/1081; A47G 9/1036; A47G 9/1063;
A47G 2009/1018; A47G 9/0238; A47G
9/0246; A47G 9/0253; A47K 10/02

See application file for complete search history.

(56)

References Cited

U.S. PATENT DOCUMENTS

D308,790	S *	6/1990	Bielicki	D6/608
D349,625	S *	8/1994	daPalma	D6/596
5,406,659	A *	4/1995	Camp	A47G 9/062 5/417
D388,273	S *	12/1997	Propper	5/417
D412,422	S *	8/1999	Cobb	D6/608
D424,858	S *	5/2000	Douglas	D6/595
D465,687	S *	11/2002	Sandbeck	D6/597
D470,704	S *	2/2003	Varon	D6/608
D476,516	S *	7/2003	Pigg	D6/596
D539,069	S *	3/2007	Hamburg	D6/608
D573,075	S *	7/2008	Eskandry	D12/203
D594,684	S *	6/2009	Wilson	D6/603
D632,855	S *	2/2011	Quinlan	D32/40

* cited by examiner




FIG. 1




FIG. 2




FIG. 3




FIG. 4

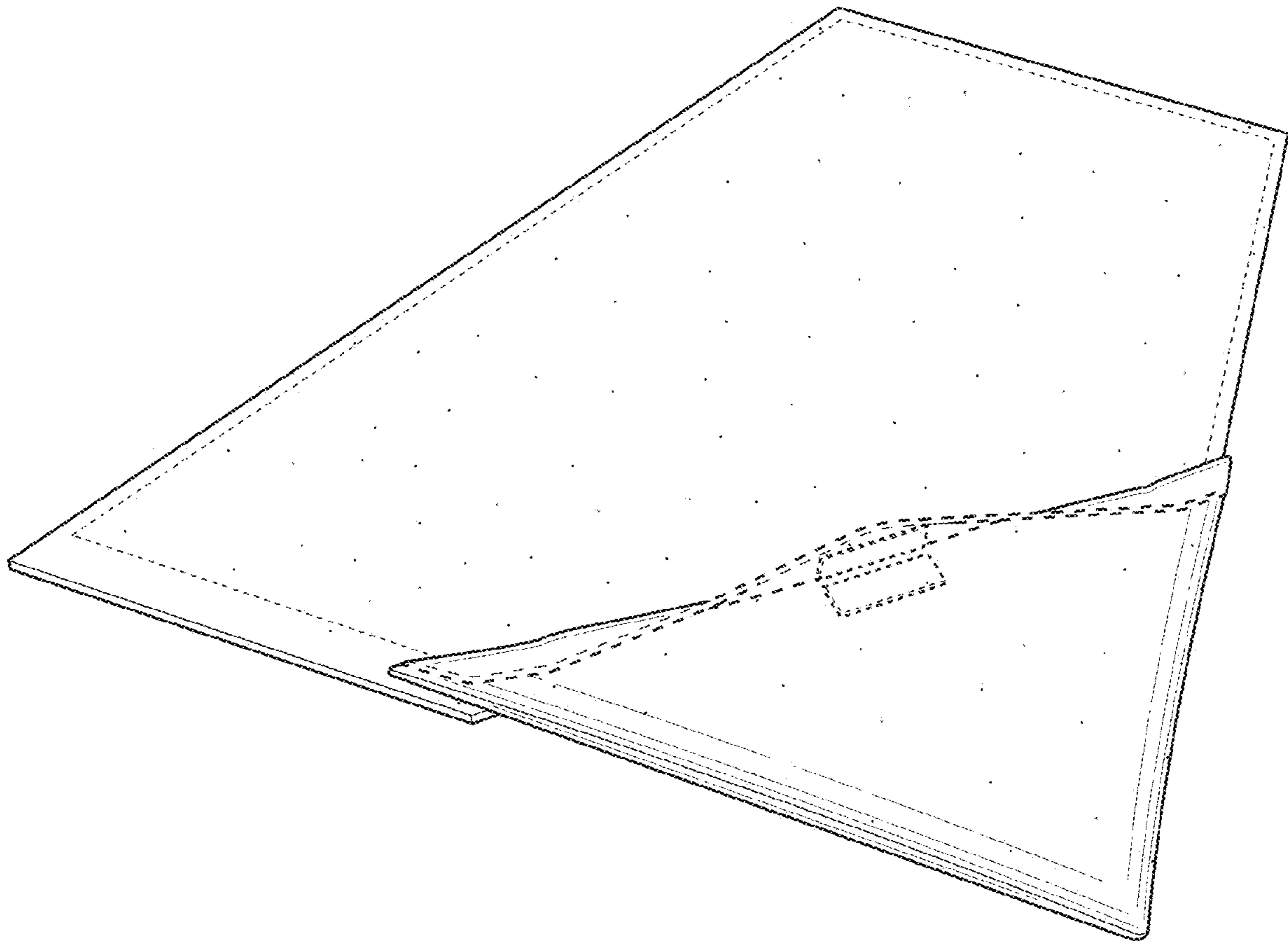


FIG. 5




FIG. 6




FIG. 7




FIG. 8




FIG. 9




FIG. 10




FIG. 11




FIG. 12




FIG. 13

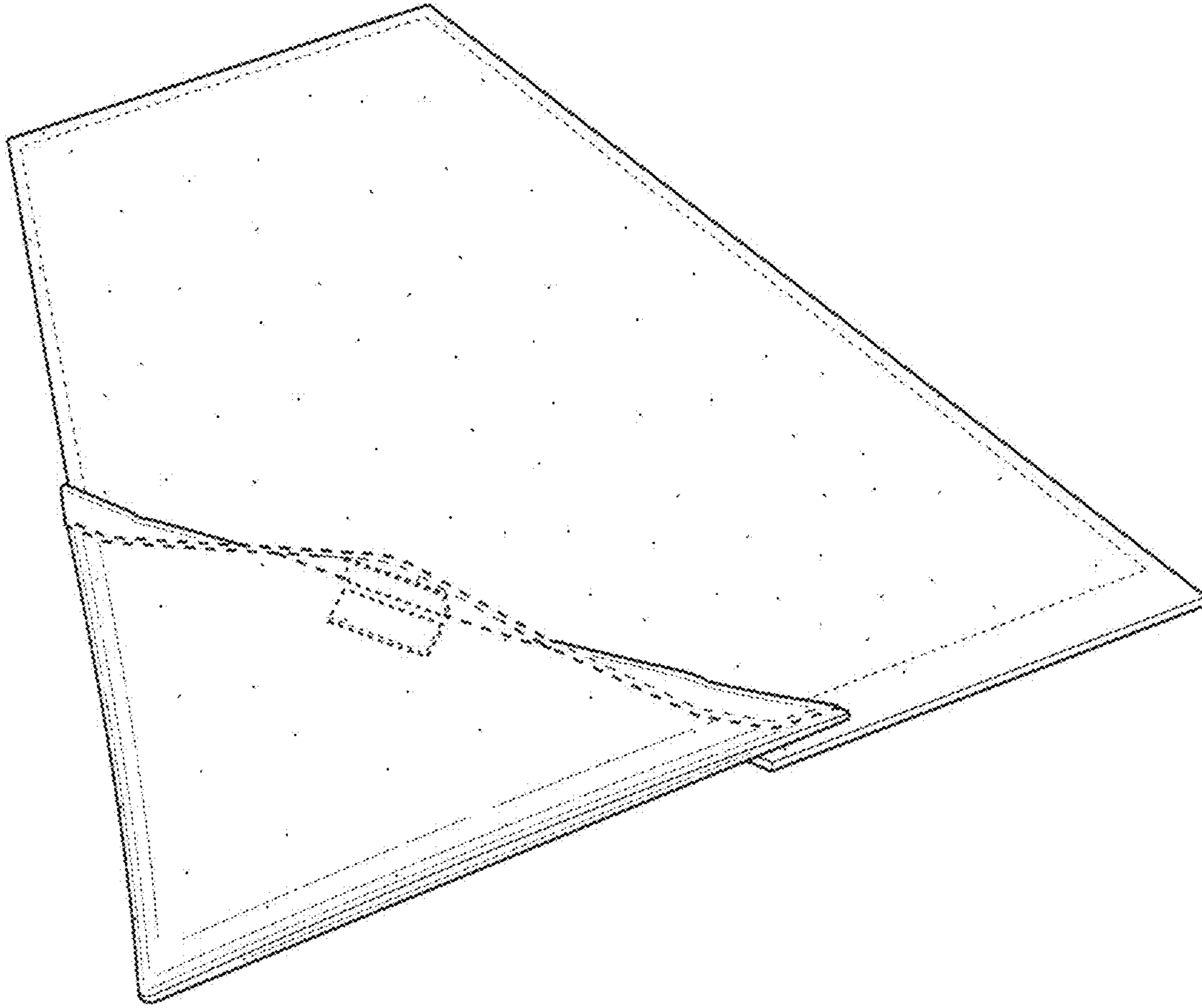


FIG. 14




FIG. 15




FIG. 16

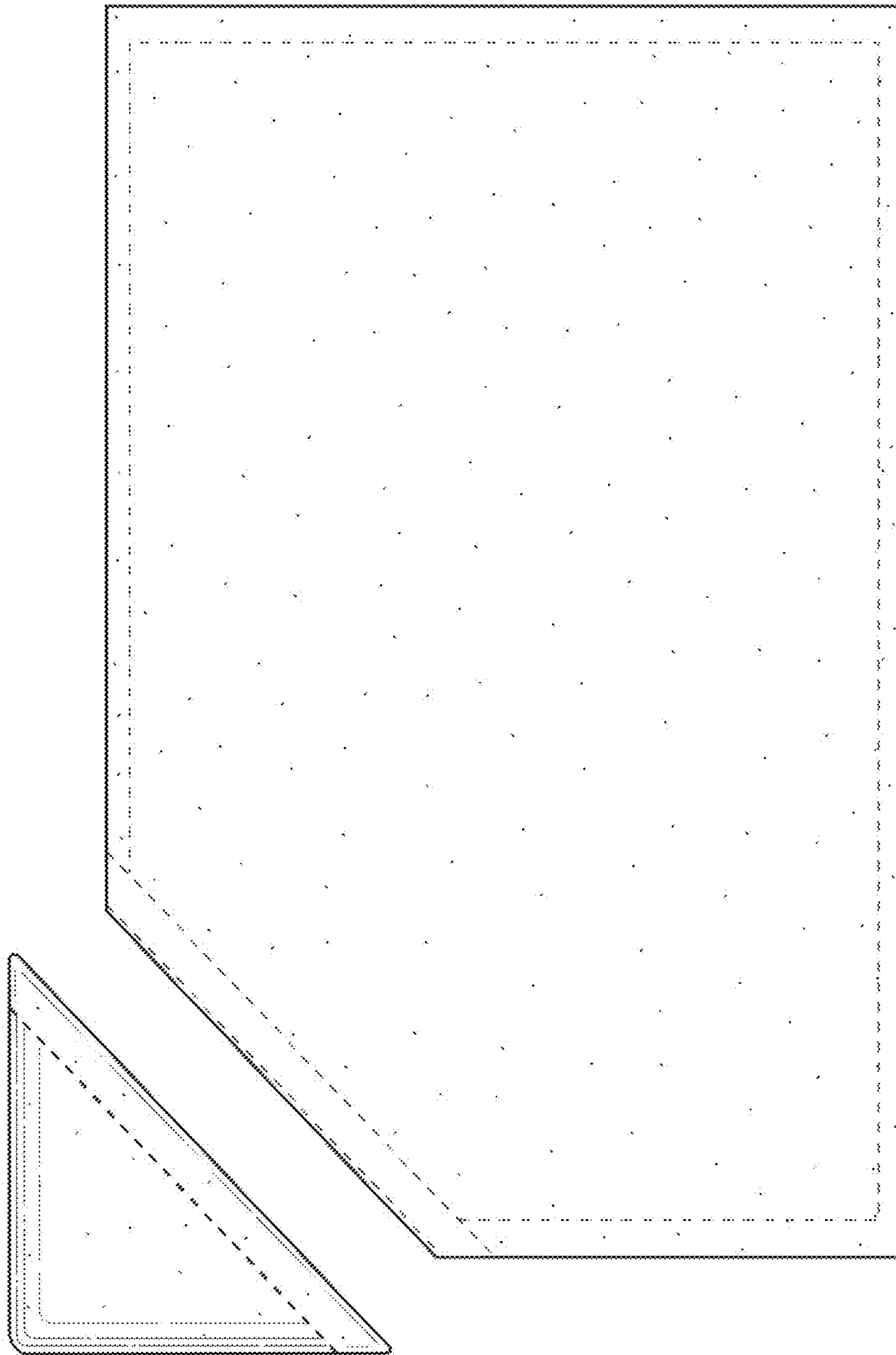


FIG. 17




FIG. 18