



US00D887174S

(12) **United States Design Patent**  
**Bridgham**

(10) **Patent No.:** **US D887,174 S**  
(45) **Date of Patent:** **\*\* Jun. 16, 2020**

(54) **PILLOWCASE WITH MESH INSERT**  
(71) Applicant: **WESTPOINT HOME LLC**, New York, NY (US)  
(72) Inventor: **Walter Bridgham**, New York, NY (US)  
(73) Assignee: **WESTPOINT HOME LLC**, New York, NY (US)

(\*\*) Term: **15 Years**  
(21) Appl. No.: **29/681,396**  
(22) Filed: **Feb. 25, 2019**  
(51) **LOC (12) Cl.** ..... **06-09**  
(52) **U.S. Cl.**  
USPC ..... **D6/601**  
(58) **Field of Classification Search**  
USPC ..... D6/595-597, 601, 604-606  
CPC ..... A47C 27/00; A47C 27/08; A47C 27/12;  
A47C 27/14; A47C 7/18; A47C 7/185;  
A47C 7/20; A47C 23/00; A47C 27/001;  
A47C 27/05; A47C 27/053; A47C  
27/056; A47C 27/06; A47C 27/142; A47C  
21/00;

(Continued)

(56) **References Cited**  
U.S. PATENT DOCUMENTS  
199,881 A \* 1/1878 Weed ..... A47G 9/10  
5/491  
2,883,682 A \* 4/1959 Kwake ..... A47G 9/1045  
5/419

(Continued)

FOREIGN PATENT DOCUMENTS  
CA 2914878 A1 \* 6/2017 ..... A47G 9/10  
CN 204698240 U 10/2015

(Continued)

*Primary Examiner* — R. Johnson  
(74) *Attorney, Agent, or Firm* — Seyfarth Shaw LLP;  
Jamaica Potts Szeliga

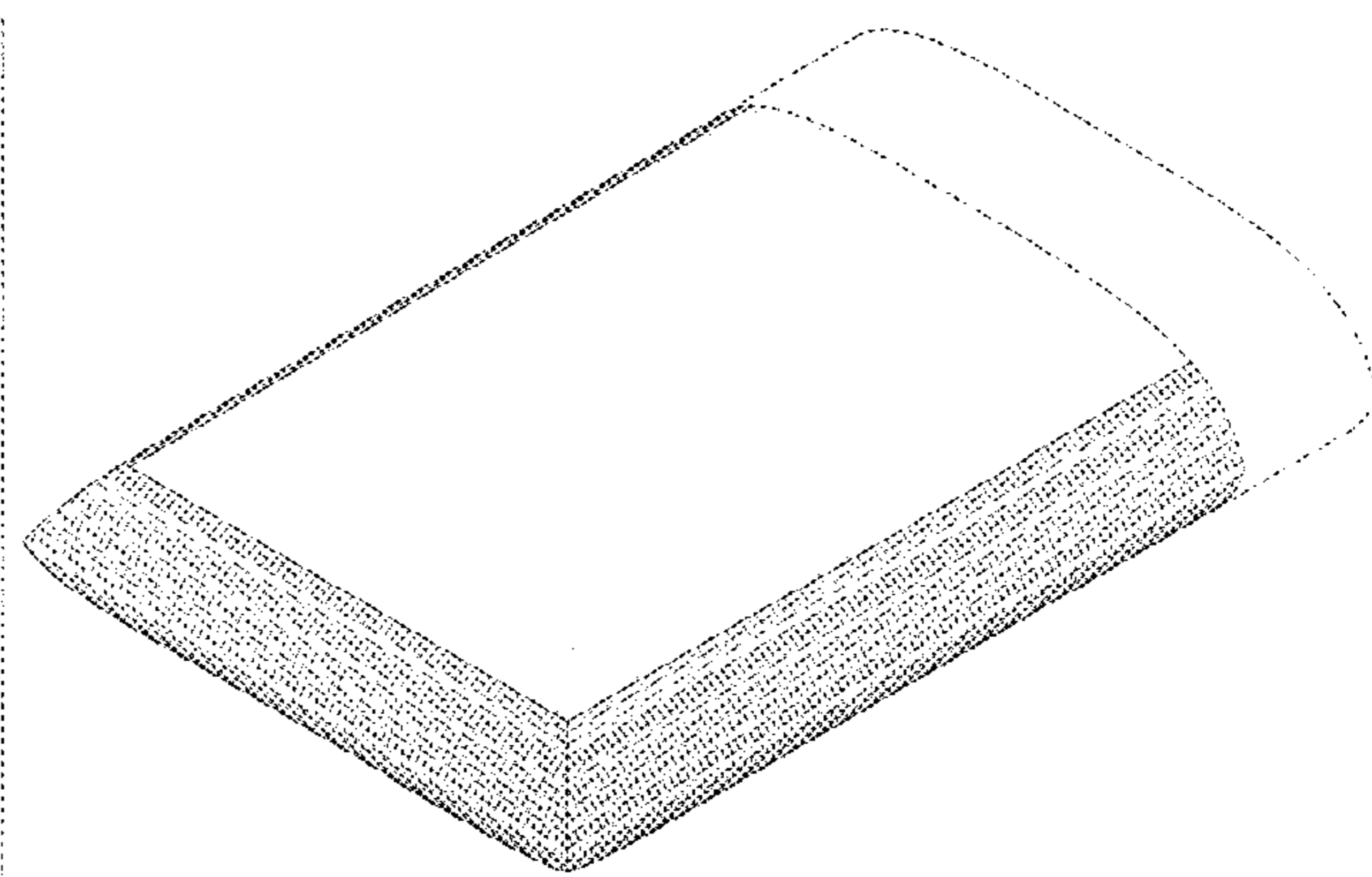

(57) **CLAIM**

The ornamental design for a pillowcase with mesh insert, as shown and described.

**DESCRIPTION**

FIG. 1 is a top view of the pillowcase with mesh insert showing the new design, the bottom view of the pillowcase with mesh insert being identical to the top view.  
FIG. 2 is a perspective view of the pillowcase with mesh insert shown in FIG. 1, where the pillowcase is depicted as covering a pillow.  
FIG. 3 is a back, perspective view of the pillowcase with mesh insert shown in FIG. 1, where the pillowcase is depicted as covering a pillow.  
FIG. 4 is a top view of the pillowcase with mesh insert shown in FIG. 1, where the pillowcase is depicted as covering a pillow.  
FIG. 5 is a bottom view of the pillowcase with mesh insert shown in FIG. 1, where the pillowcase is depicted as covering a pillow.  
FIG. 6 is a left, side view of the pillowcase with mesh insert shown in FIG. 1, where the pillowcase is depicted as covering a pillow.  
FIG. 7 is a right, side view of the pillowcase with mesh insert shown in FIG. 1, where the pillowcase is depicted as covering a pillow.  
FIG. 8 is a rear view of the pillowcase with mesh insert shown in FIG. 1, where the where the pillowcase is depicted as covering a pillow; and,  
FIG. 9 is a front view of the pillowcase with mesh insert shown in FIG. 1, where the pillowcase is depicted as covering a pillow.  
Broken lines shown in the drawings are for the purpose of illustrating environmental structure or to define boundaries and form no part of the claimed design.

**1 Claim, 7 Drawing Sheets**



(58) **Field of Classification Search**

CPC ..... A47C 21/026; A47G 9/00; A47G 9/06;  
A47G 9/08; A47G 9/086; A47G 9/1009;  
A47G 9/10; A47G 9/1027; A47G 9/1054;  
A47G 9/1063; A47G 9/1072; A47G  
9/1045; A47G 9/1081; A47G 9/109;  
A47G 2009/1018; A47G 2009/003

See application file for complete search history.

(56) **References Cited**

U.S. PATENT DOCUMENTS

3,325,832 A 6/1967 Malicki  
6,615,427 B1 9/2003 Hailey  
D488,661 S \* 4/2004 Barman ..... D6/596  
D672,136 S 12/2012 Martin  
D672,183 S 12/2012 Alletto, Jr.  
D672,184 S 12/2012 Alletto, Jr.  
D699,052 S \* 2/2014 Jalan ..... A47G 9/0253  
D6/601  
8,646,134 B1 2/2014 Alletto, Jr.  
D831,384 S \* 10/2018 O'Neill ..... D6/601  
10,561,259 B1 \* 2/2020 Gaspari ..... A47G 9/109  
2008/0235877 A1 \* 10/2008 Murray ..... A47G 9/10  
5/640  
2016/0157644 A1 6/2016 Holbrook et al.  
2017/0251842 A1 9/2017 Alletto, Jr.  
2019/0307270 A1 \* 10/2019 Blum ..... A47G 9/1036

FOREIGN PATENT DOCUMENTS

JP 2012081094 A \* 4/2012 ..... A47C 31/006  
TR 2010-06768 U 8/2010  
WO WO-2018145170 A1 \* 8/2018 ..... A47G 9/10

\* cited by examiner




FIG. 1

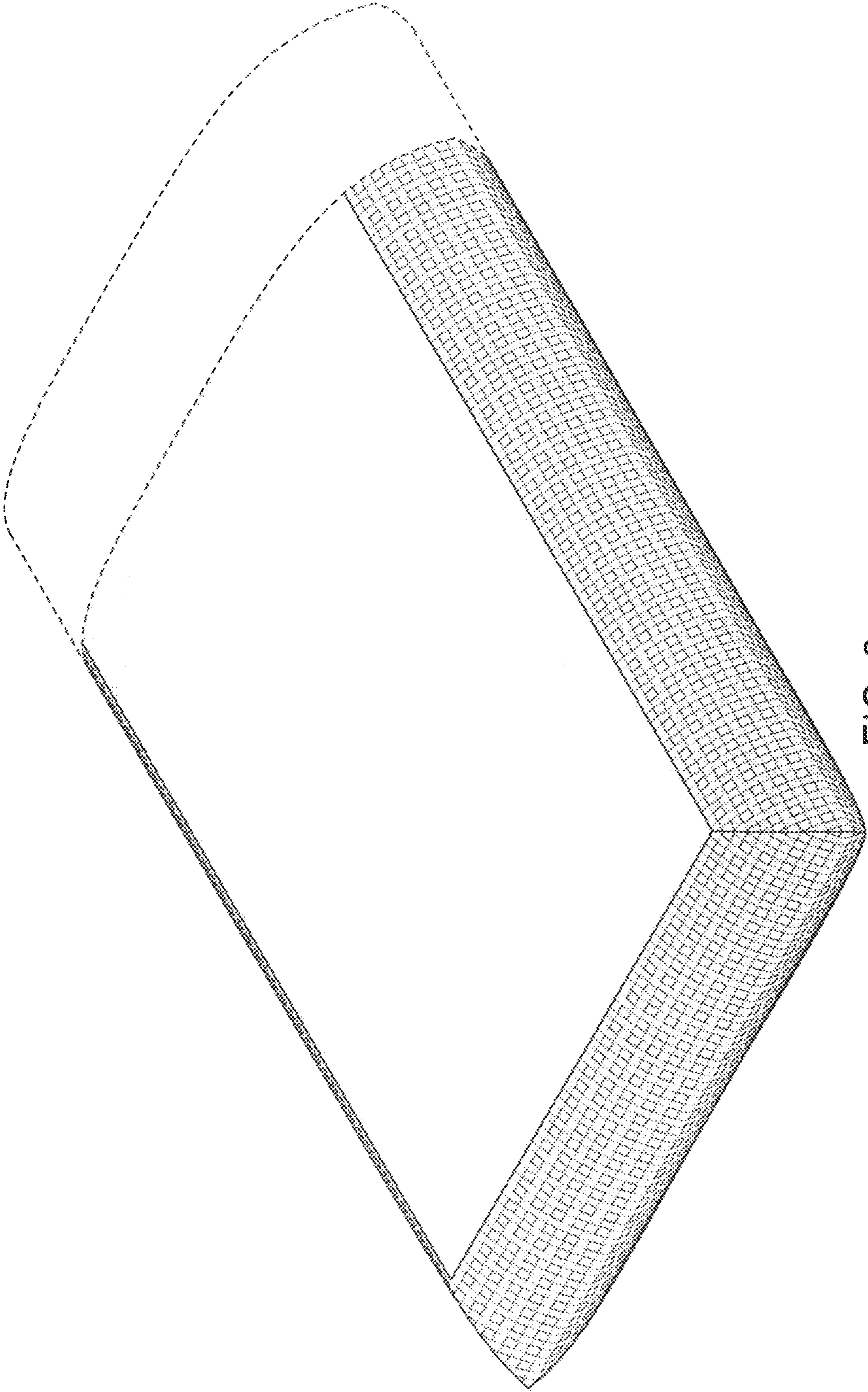


FIG. 2

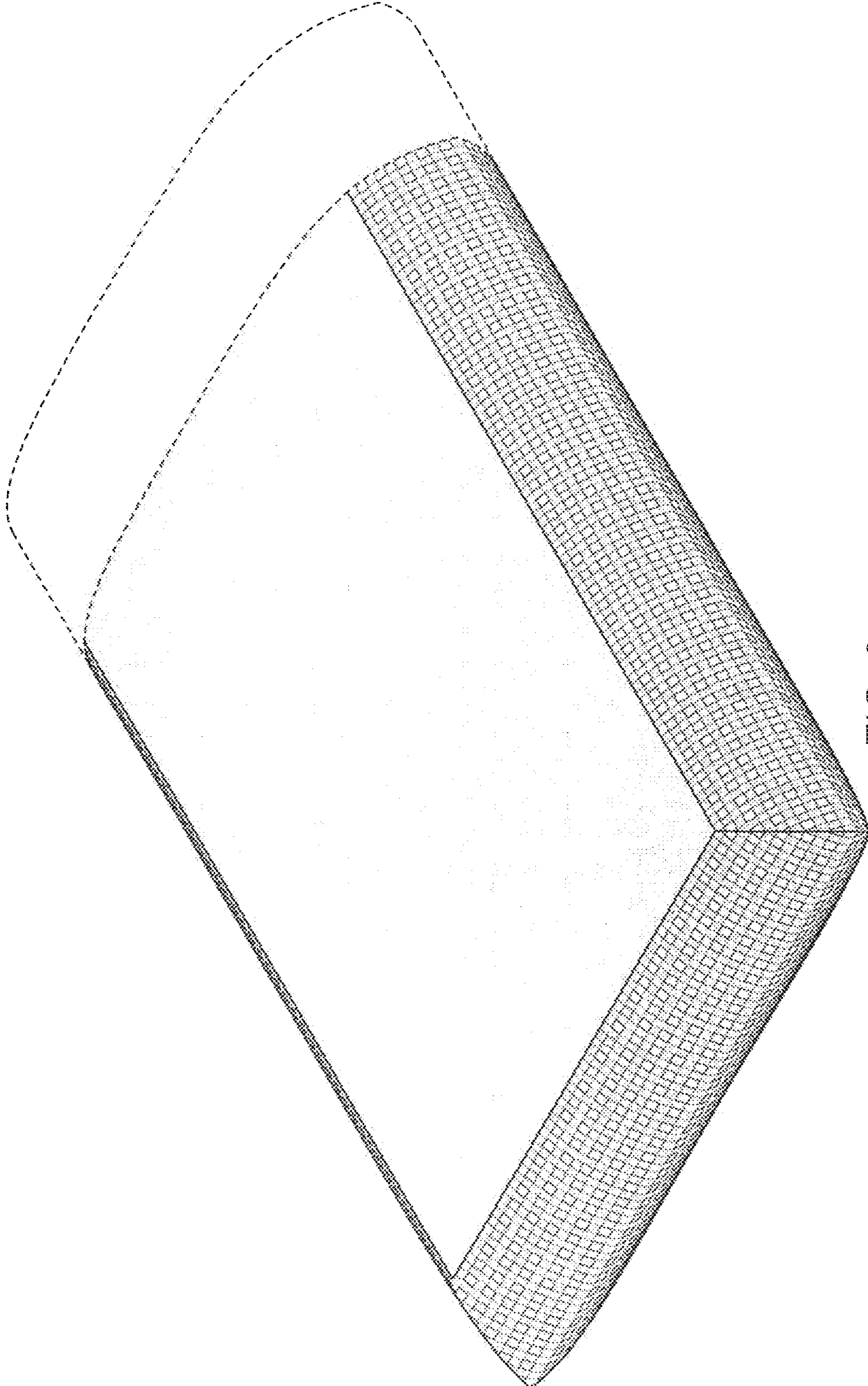


FIG. 3




FIG. 4




FIG. 5




FIG. 6




FIG. 7






FIG. 9

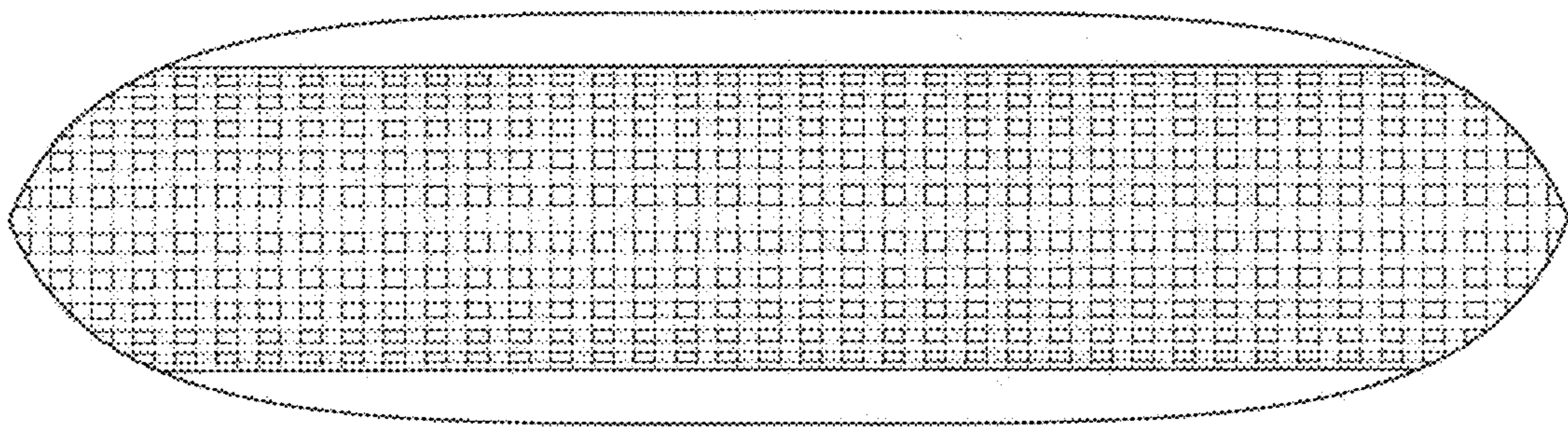


FIG. 8