



US00D887168S

(12) **United States Design Patent**  
**Quarrell**

(10) **Patent No.:** **US D887,168 S**

(45) **Date of Patent:** **\*\* Jun. 16, 2020**

(54) **HANGING EARRING ORGANIZER**

(71) Applicant: **Kelly Jan Quarrell**, Yarrowonga (AU)

(72) Inventor: **Kelly Jan Quarrell**, Yarrowonga (AU)

(\*\*) Term: **15 Years**

(21) Appl. No.: **29/682,271**

(22) Filed: **Mar. 4, 2019**

(51) **LOC (12) Cl.** ..... **06-06**

(52) **U.S. Cl.**  
USPC ..... **D6/513**

(58) **Field of Classification Search**  
USPC ..... D6/300-314, 553, 397, 396, 444, 449,  
D6/568, 513, 514; D11/131;  
40/700-702, 714, 717, 790-791, 721,  
40/727, 738, 739, 742, 745, 746,  
40/782-784; 312/204, 224, 226;  
D3/203.1, 205, 903, 74, 75, 201, 234,  
D3/315; 211/13.1, 10, 85.2, 85.3, 85.7,  
211/35, 41.12, 70.6, 86.01, 87.01;  
206/6.1  
CPC ..... A47F 7/02; A47G 1/12  
See application file for complete search history.

(56) **References Cited**

**U.S. PATENT DOCUMENTS**

D260,325 S \* 8/1981 Davis ..... D3/234  
D322,890 S \* 1/1992 Drews ..... D3/201  
D387,589 S \* 12/1997 Fukuda ..... D6/513

D585,192 S \* 1/2009 Golden ..... D3/238  
D702,453 S \* 4/2014 Cohen ..... D6/513  
2011/0278182 A1\* 11/2011 Levin ..... A47G 1/12  
206/6.1  
2013/0140256 A1\* 6/2013 Sharp ..... A47F 7/02  
211/85.2

\* cited by examiner

*Primary Examiner* — Wan Laymon

*Assistant Examiner* — Mark Booker

(74) *Attorney, Agent, or Firm* — Eric Karich; Karich & Associates

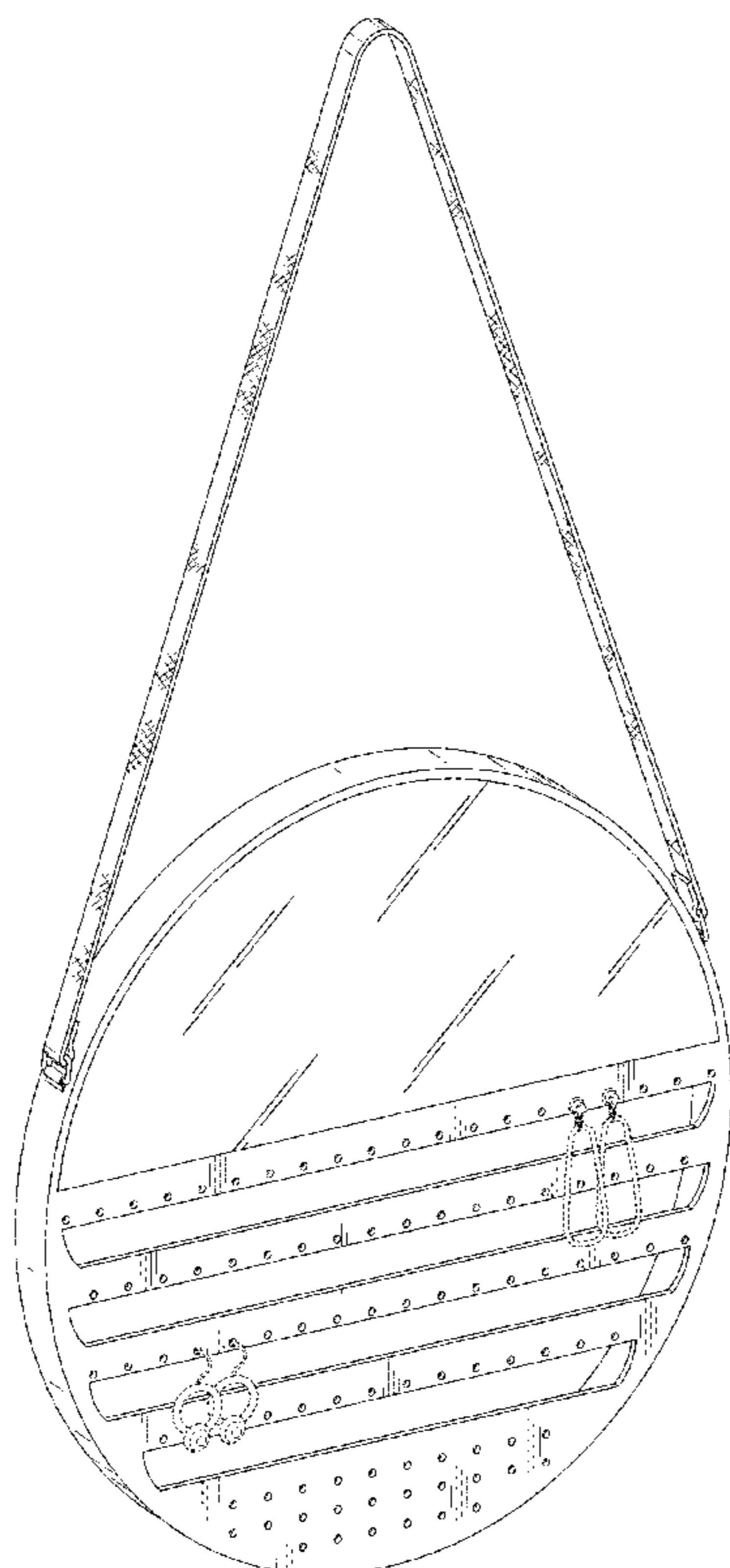
(57) **CLAIM**

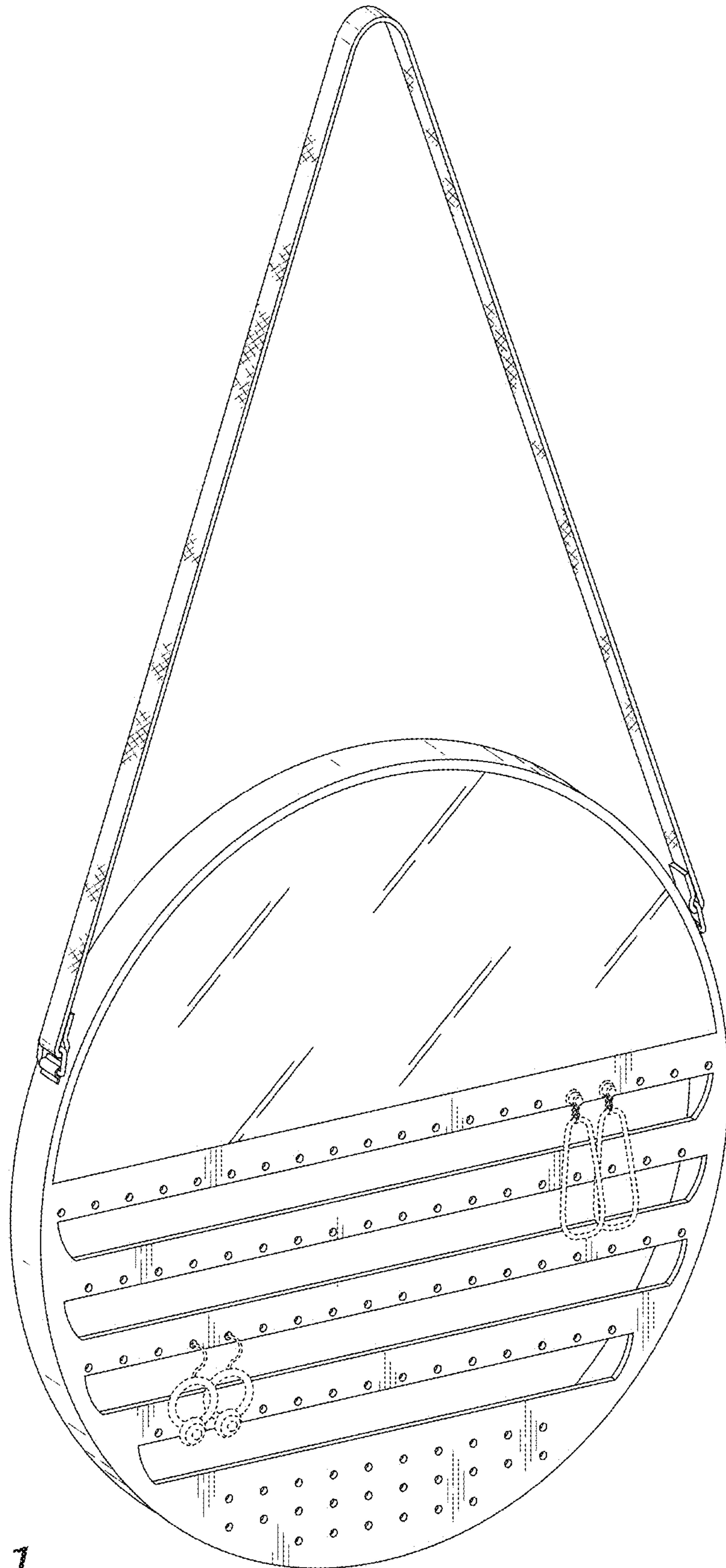
The ornamental design for a hanging earring organizer, as shown and described.

**DESCRIPTION**

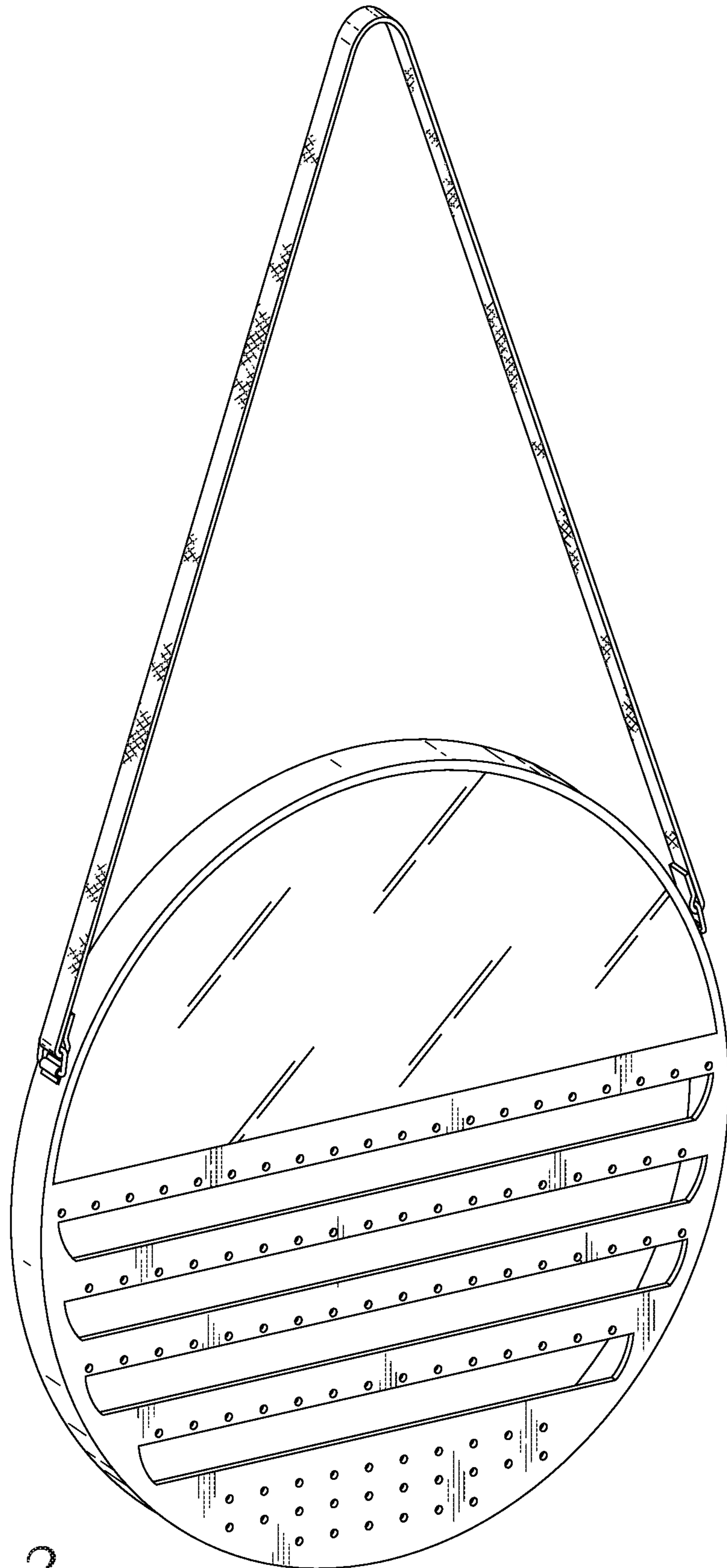
FIG. 1 is a perspective view of a hanging earring organizer, showing my new design, and illustrating earrings, shown in broken lines, hanging from the hanging earring organizer; FIG. 2 is a perspective view of the hanging earring organizer, without the earrings; FIG. 3 is a front elevational view thereof; FIG. 4 is a rear elevational view thereof; FIG. 5 is a left side elevational view thereof; FIG. 6 is a right side elevational view thereof; FIG. 7 is a top plan view thereof; and, FIG. 8 is a bottom plan view thereof. The broken lines shown in the drawings form no part of the claimed design.

**1 Claim, 5 Drawing Sheets**

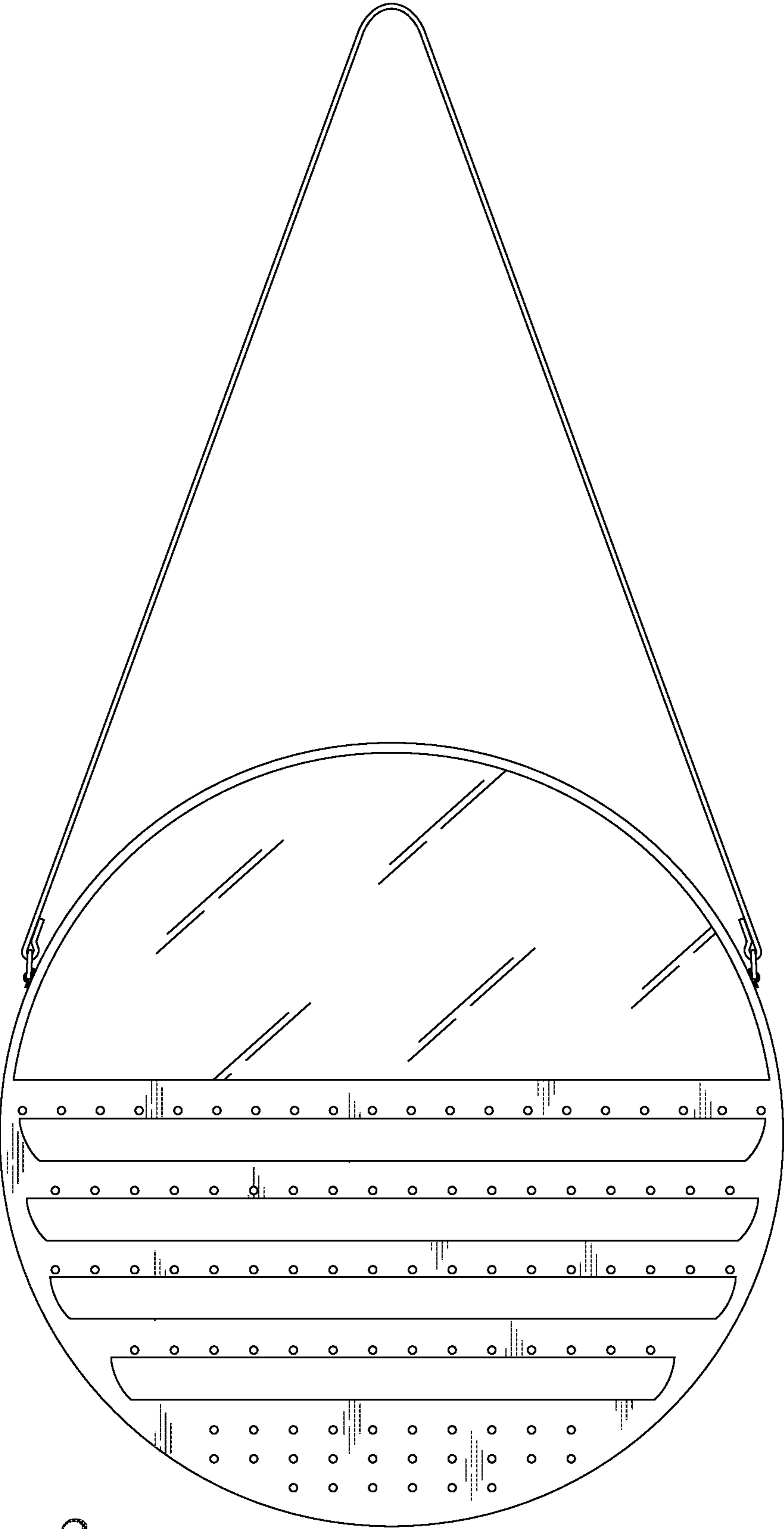




*Fig. 1*

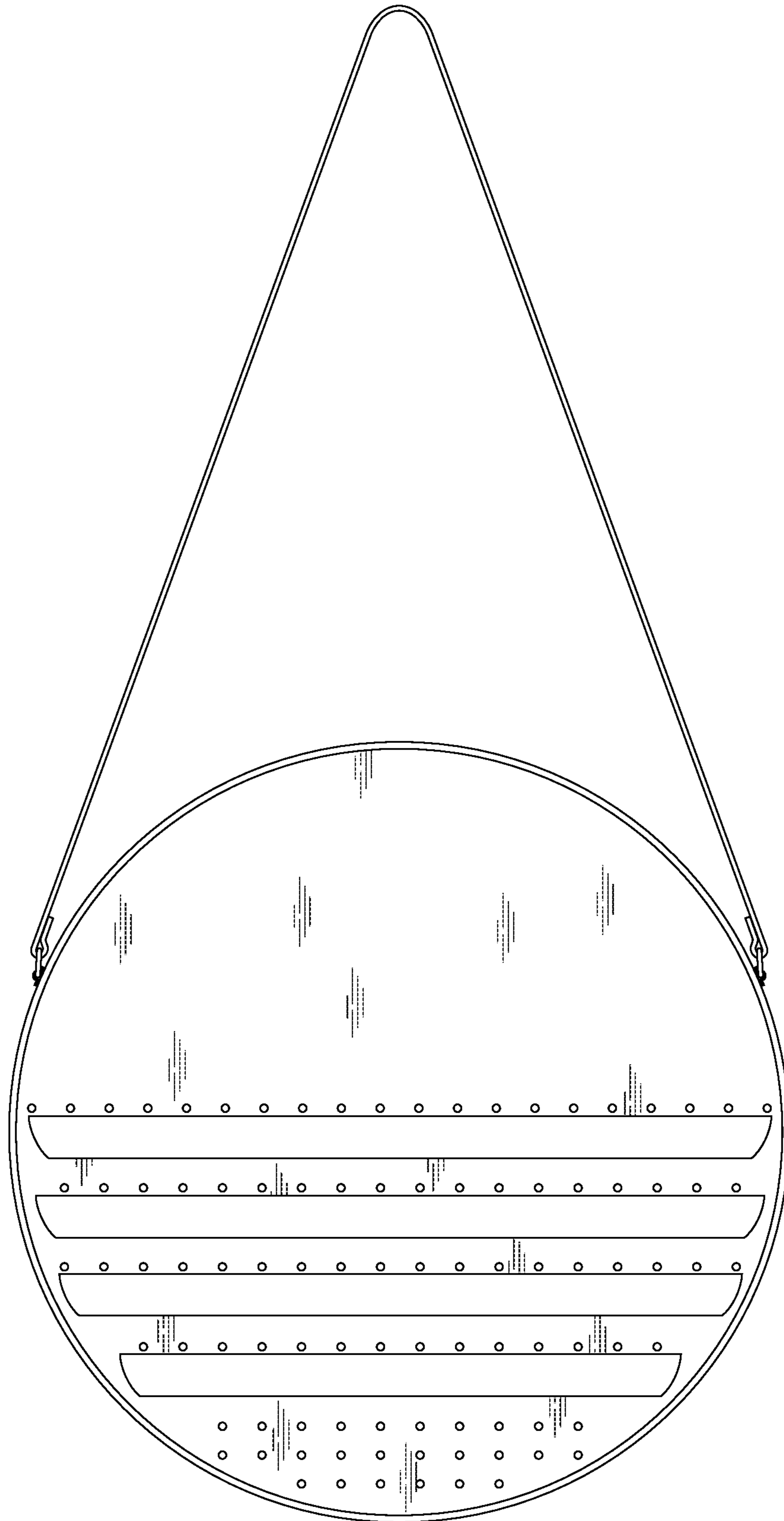


*Fig. 2*

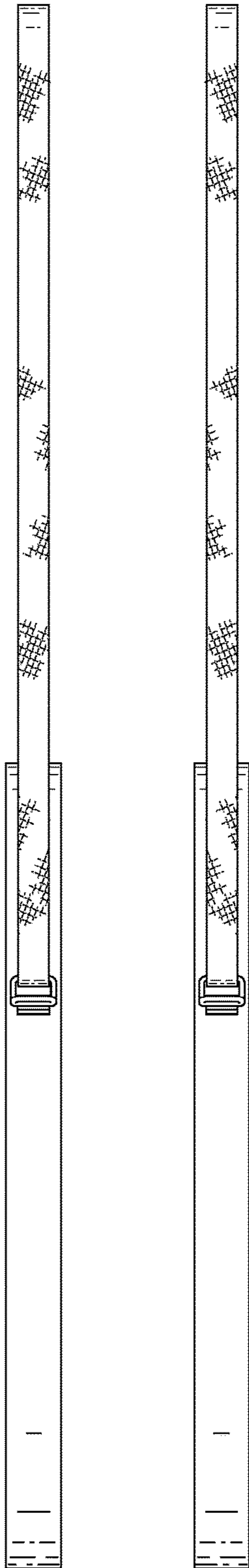


*Fig. 3*



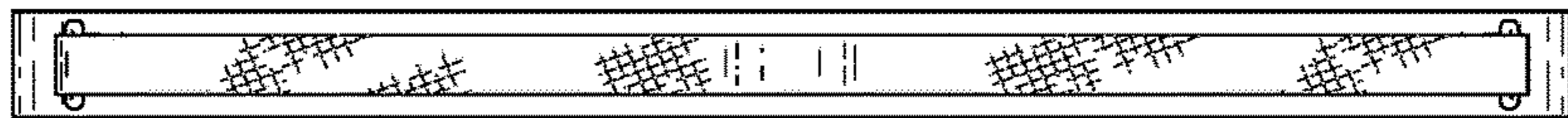


*Fig. 4*



*Fig. 5*

*Fig. 6*



*Fig. 7*



*Fig. 8*