



US00D887164S

(12) **United States Design Patent**  
**Grossinger et al.**

(10) **Patent No.:** **US D887,164 S**  
(45) **Date of Patent:** **\*\* Jun. 16, 2020**

- (54) **SOFA**
- (71) Applicant: **RAINLIGHT STUDIO LLC**, Culver City, CA (US)
- (72) Inventors: **Susan Grossinger**, Culver City, CA (US); **Yorgo Lykouria**, London (GB); **James Bennett**, Culver City, CA (US); **Hiroshi Saotome**, Kanagawa (JP)
- (73) Assignee: **RAINLIGHT STUDIO LLC**, Culver City, CA (US)
- (\*\*) Term: **15 Years**
- (21) Appl. No.: **29/685,666**
- (22) Filed: **Mar. 29, 2019**
- (51) **LOC (12) Cl.** ..... **06-01**
- (52) **U.S. Cl.**  
USPC ..... **D6/381; D6/374**
- (58) **Field of Classification Search**  
USPC ..... **D6/334, 374, 377, 379, 380, 381, 349, D6/352, 361**  
CPC .... **A47C 7/16; A47C 7/18; A47C 7/24; A47C 17/00; A47C 17/02; A47C 17/86; A47C 17/14; A47C 3/14; A47C 3/16**  
See application file for complete search history.

D532,209 S *	11/2006	Rodis .....	D6/335
D534,735 S *	1/2007	Maltz .....	D6/375
D548,985 S *	8/2007	Zakas .....	D6/335
D563,112 S *	3/2008	Swanson .....	D6/381
D566,980 S *	4/2008	Mourgue .....	D6/381
D567,526 S *	4/2008	Williams .....	D6/381
D569,112 S *	5/2008	Swanson .....	D6/334
D574,162 S *	8/2008	Hoppert .....	D6/381
D641,564 S *	7/2011	Urquiola .....	D6/381
D643,226 S *	8/2011	Kanthasamy .....	D6/381
D699,460 S *	2/2014	Bosman .....	D6/371
D699,461 S *	2/2014	Bosman .....	D6/371
D699,963 S *	2/2014	Hidalgo .....	D6/381
D704,468 S *	5/2014	Gaschy .....	D6/371
8,721,000 B2 *	5/2014	Nguyen .....	A47C 7/402 297/378.1
D722,443 S *	2/2015	Baraldi .....	D6/335
D810,456 S *	2/2018	Hiyoshi .....	D6/375
D814,823 S *	4/2018	Barrell .....	D6/381
D818,735 S *	5/2018	Hiyoshi .....	D6/381
D829,451 S *	10/2018	Bozzoli .....	D6/334
D846,296 S *	4/2019	Smith .....	D6/381
D850,141 S *	6/2019	King .....	D6/381

(Continued)

Primary Examiner — Cathron C Brooks

(74) Attorney, Agent, or Firm — IPUSA, PLLC

(57) **CLAIM**

The ornamental design for a sofa, as shown and described.

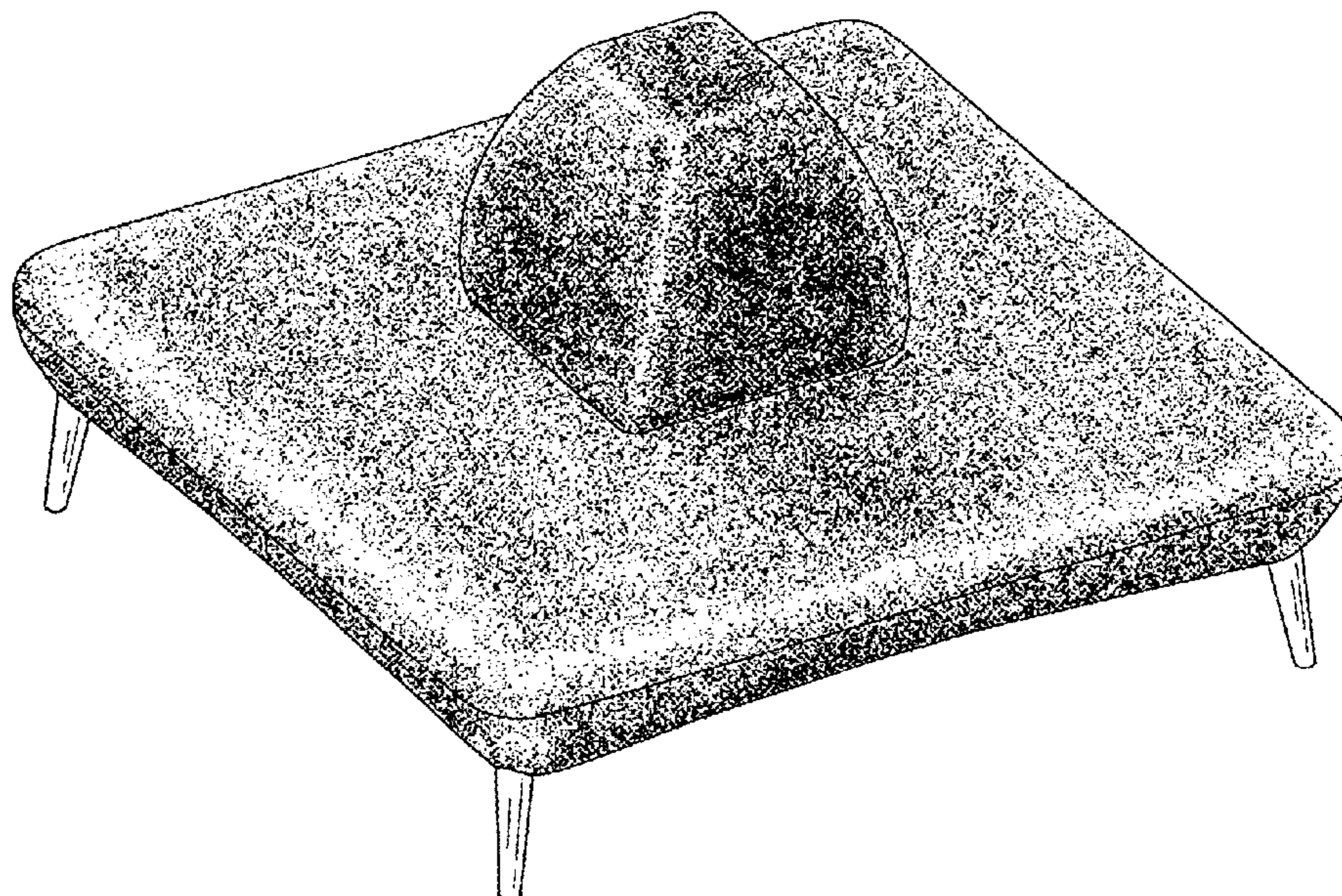
**DESCRIPTION**

FIG. 1 is a front, top, and right side perspective view of a sofa, showing our new design;  
 FIG. 2 is a front view thereof;  
 FIG. 3 is a top plan view thereof;  
 FIG. 4 is a bottom plan view thereof; and,  
 FIG. 5 is a cross-sectional view taken along the line 5-5 in FIG. 2.  
 The rear view, the left side view and the right side view are omitted because they are the same as the front view.

**1 Claim, 3 Drawing Sheets**

(56) **References Cited**  
 U.S. PATENT DOCUMENTS

D144,677 S *	5/1946	Billet et al. ....	D6/361
2,969,107 A *	1/1961	Naxon .....	A47C 17/1655 297/383
2,985,892 A *	5/1961	Garrigus, Sr. ....	A47C 17/14 5/12.1
D193,833 S *	10/1962	Bendell .....	D6/336
D203,817 S *	2/1966	Burke .....	D6/357
D244,888 S *	7/1977	Shafer .....	D6/335
D400,364 S *	11/1998	Hutton .....	D6/361



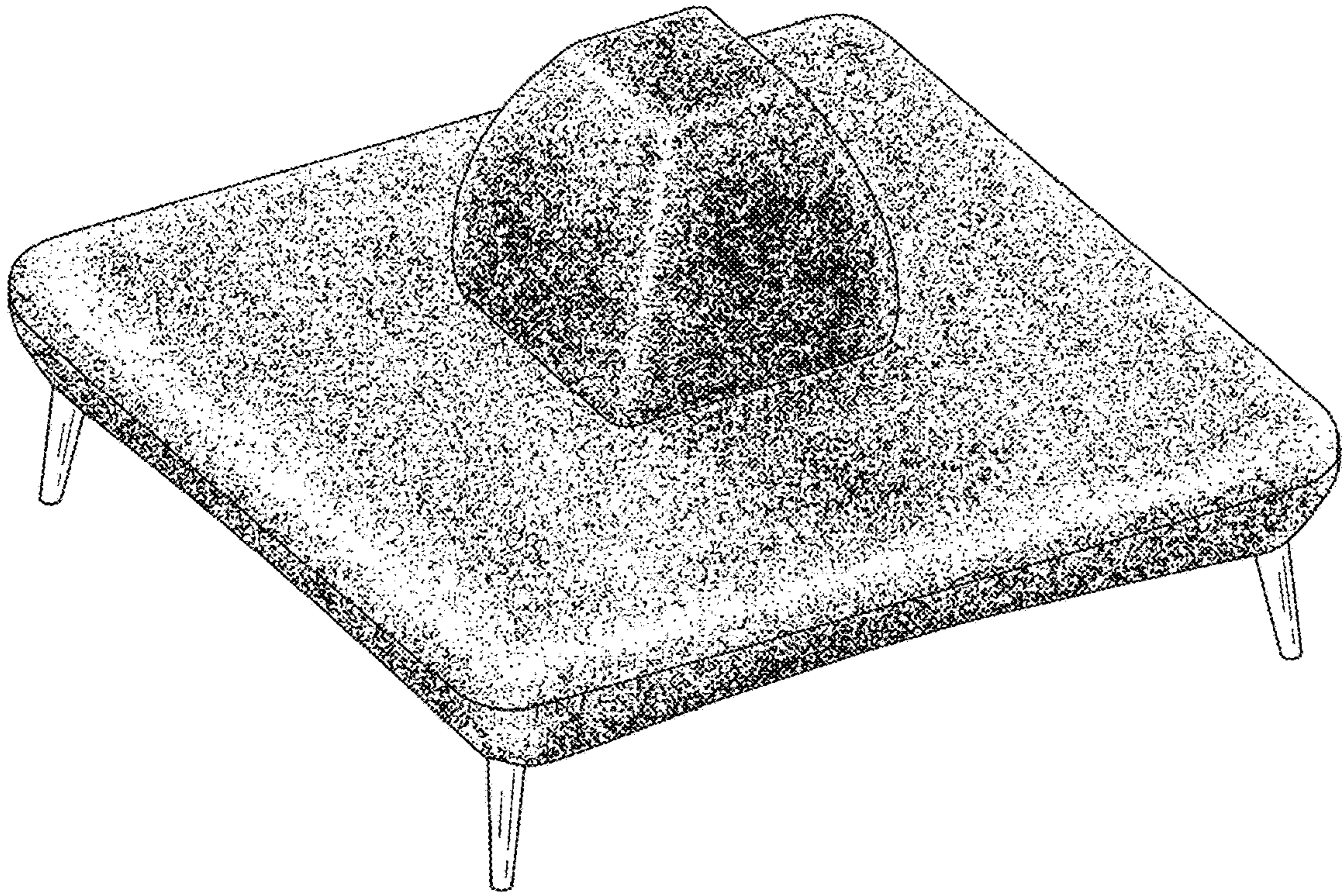
(56)

**References Cited**

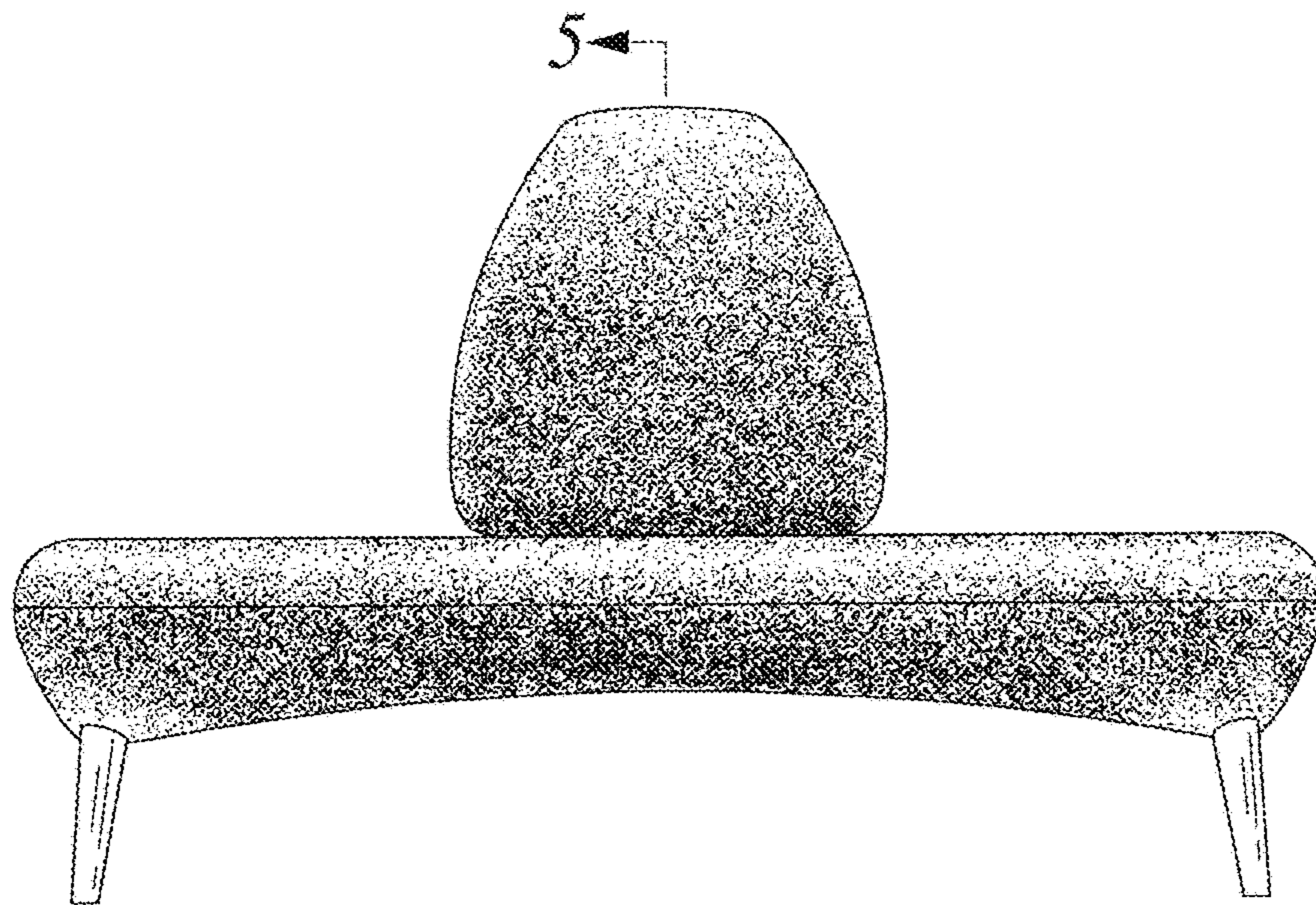
U.S. PATENT DOCUMENTS

D854,839 S \* 7/2019 Hiyoshi ..... D6/337  
D870,475 S \* 12/2019 Iwasaki ..... D6/349

\* cited by examiner




*Fig. 1*




5

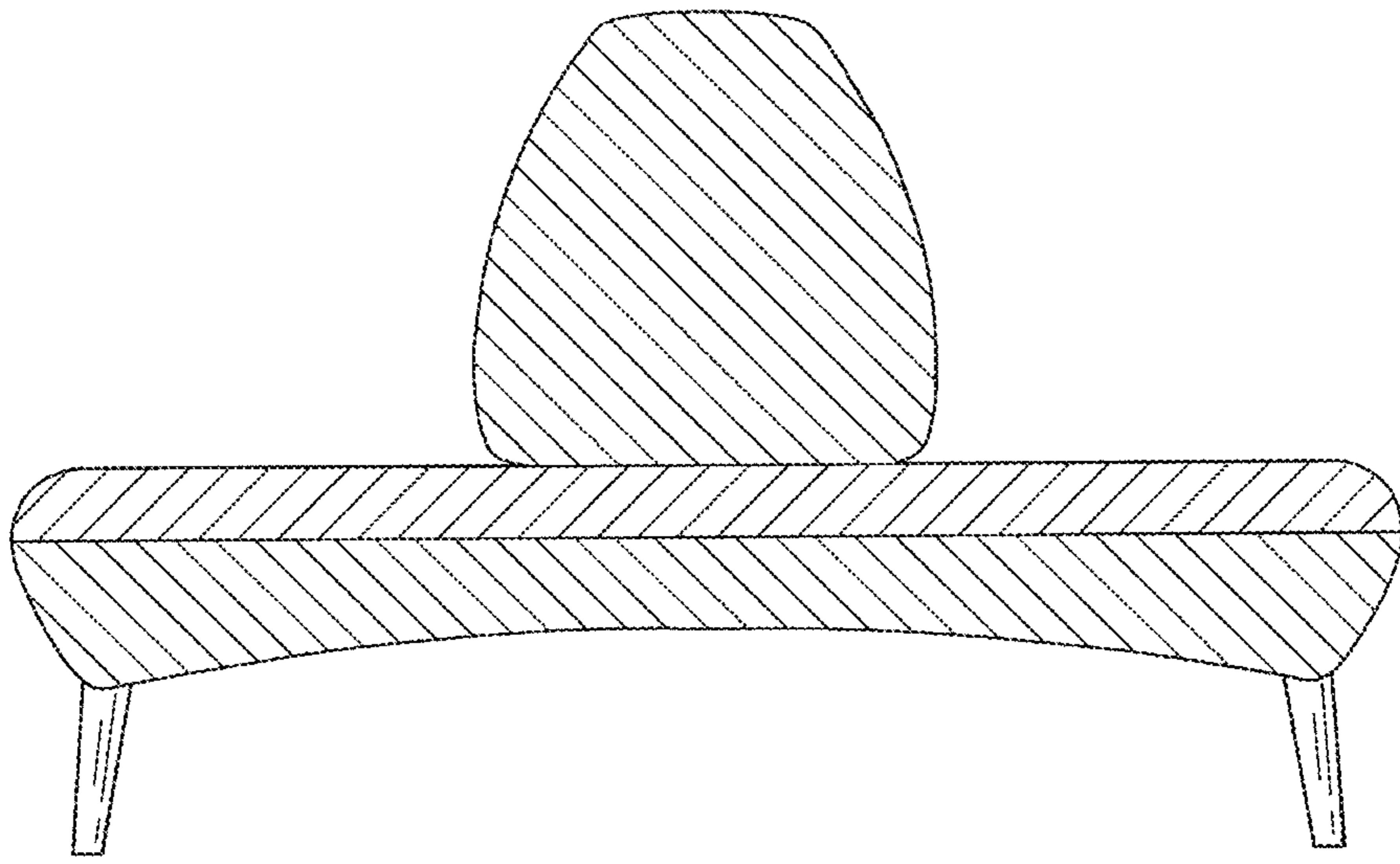
*Fig. 2*



*Fig. 3*



*Fig. 4*



*Fig. 5*