



US00D887161S

(12) **United States Design Patent** (10) **Patent No.:** **US D887,161 S**
Chang (45) **Date of Patent:** **** Jun. 16, 2020**

(54) **CHAIR**

(71) Applicant: **Merry Yard International Enterprise Corp.**, New Taipei (TW)

(72) Inventor: **Liang-Chi Chang**, New Taipei (TW)

(73) Assignee: **MERRY YARD INTERNATIONAL ENTERPRISE CORP.**, New Taipei (TW)

(**) Term: **15 Years**

(21) Appl. No.: **29/655,840**

(22) Filed: **Jul. 9, 2018**

(51) **LOC (12) Cl.** **06-01**

(52) **U.S. Cl.**
 USPC **D6/375**

(58) **Field of Classification Search**
 USPC D6/334, 335, 349, 353, 354, 356, 360, D6/361, 362, 364, 365, 366, 371, 374, D6/375, 377, 379, 380, 381
 CPC A47C 4/02; A47C 4/04; A47C 4/52; A47C 11/00; A47C 15/002; A47C 1/00; A47C 1/03; A47C 7/002
 See application file for complete search history.

(56) **References Cited**

U.S. PATENT DOCUMENTS

D95,919 S *	6/1935	McCarty, Jr. et al.	D6/356
D158,508 S *	5/1950	Saارين	D6/374
D180,138 S *	4/1957	Futorian	D6/375
D192,029 S *	1/1962	Avedon	D6/375
D193,847 S *	10/1962	Mason	D6/375
D219,813 S *	2/1971	McQueen	D6/356
3,565,486 A *	2/1971	Channon	A47C 1/146 297/451.11
D226,648 S *	4/1973	Sebel	D6/375
D261,831 S *	11/1981	Luckey	D6/374

D417,795 S *	12/1999	Rashid	D6/375
D440,064 S *	4/2001	Deacon	D6/375
D518,968 S *	4/2006	Magnani	D6/375
D525,445 S *	7/2006	Liu	D6/375
D525,446 S *	7/2006	Farber	D6/375
D546,087 S *	7/2007	Rashid	D6/375
D573,806 S *	7/2008	Pillet	D6/375
D591,966 S *	5/2009	Bouroullec	D6/358
D614,415 S *	4/2010	Konno	D6/366
D651,013 S *	12/2011	Swanson	D6/374
D676,251 S *	2/2013	Diez	D6/334
D702,451 S *	4/2014	Hayon	D6/375
D729,564 S *	5/2015	Robins	D6/716
D736,008 S *	8/2015	Bosman	D6/375
D742,675 S *	11/2015	Morrison	D6/375
D764,824 S *	8/2016	Miller	D6/374
D811,757 S *	3/2018	Moscheri	D6/334
D815,452 S *	4/2018	Hannoosh	D6/380
D821,777 S *	7/2018	Hale	D6/380
D825,216 S *	8/2018	Schaeffer	D6/375
D831,989 S *	10/2018	Gufler	D6/334
D832,608 S *	11/2018	Liu	D6/375

(Continued)


Primary Examiner — Karen S Acker
 (74) *Attorney, Agent, or Firm* — Bacon & Thomas, PLLC

(57) **CLAIM**
 The ornamental design for a chair, as shown and described.

DESCRIPTION

FIG. 1 is a perspective view of a chair showing our new design;
 FIG. 2 is a front elevational view thereof;
 FIG. 3 is a rear elevational view thereof;
 FIG. 4 is a left side elevational view thereof;
 FIG. 5 is a right side elevational view thereof;
 FIG. 6 is a top plan view thereof;
 FIG. 7 is a bottom plan view thereof; and,
 FIG. 8 is a perspective view of the chair shown in its upside down position.

1 Claim, 8 Drawing Sheets



(56)

References Cited

U.S. PATENT DOCUMENTS

D836,360	S	*	12/2018	Novak	D6/375
D845,660	S	*	4/2019	Bray	D6/375
D850,138	S	*	6/2019	Taraba	D6/380
D858,125	S	*	9/2019	Pipercic	D6/334
D859,021	S	*	9/2019	Novak	D6/369
D859,868	S	*	9/2019	Lievore	D6/375
D875,417	S	*	2/2020	Fukasawa	D6/380

* cited by examiner




Fig. 1

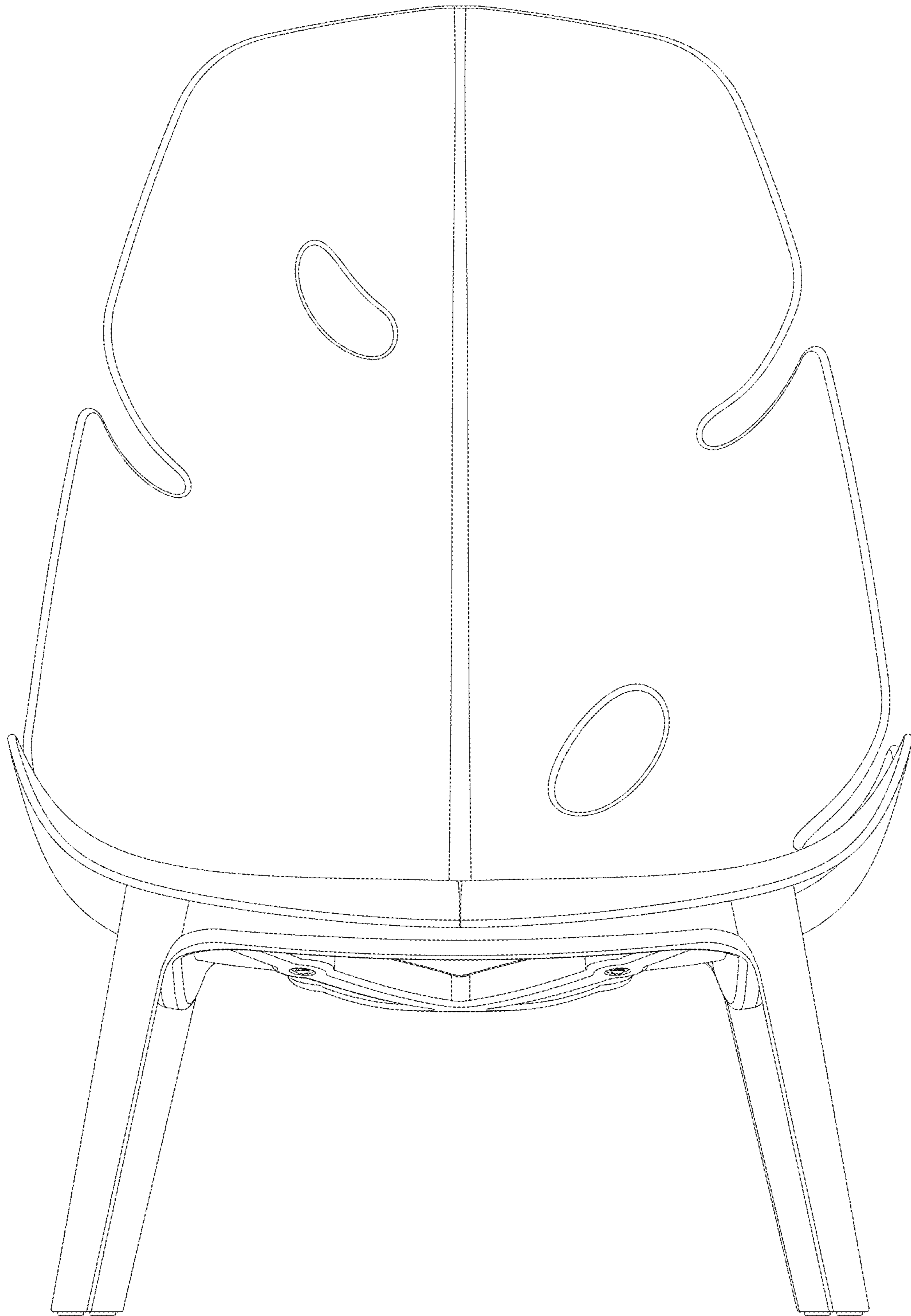


Fig. 2

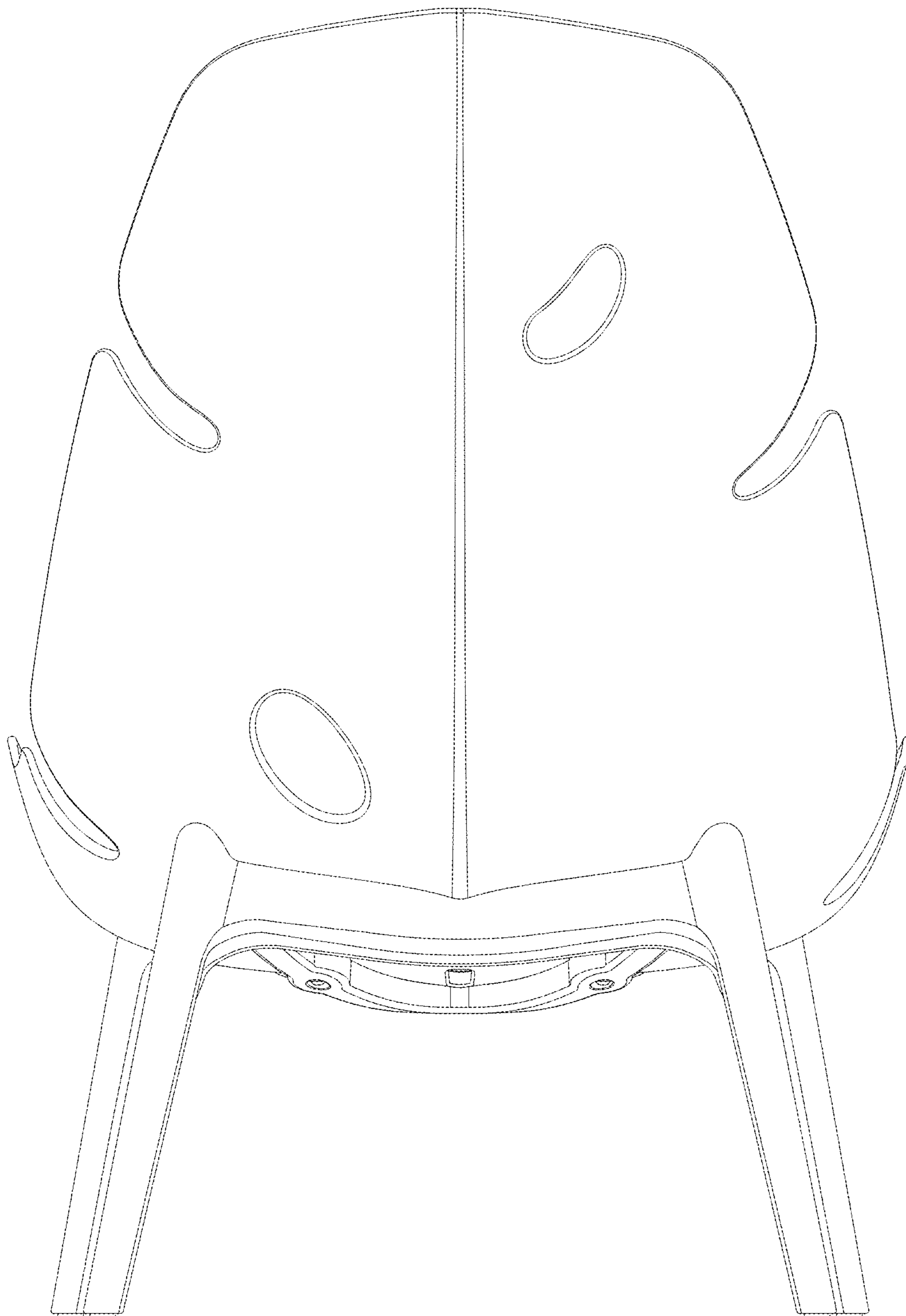


Fig. 3

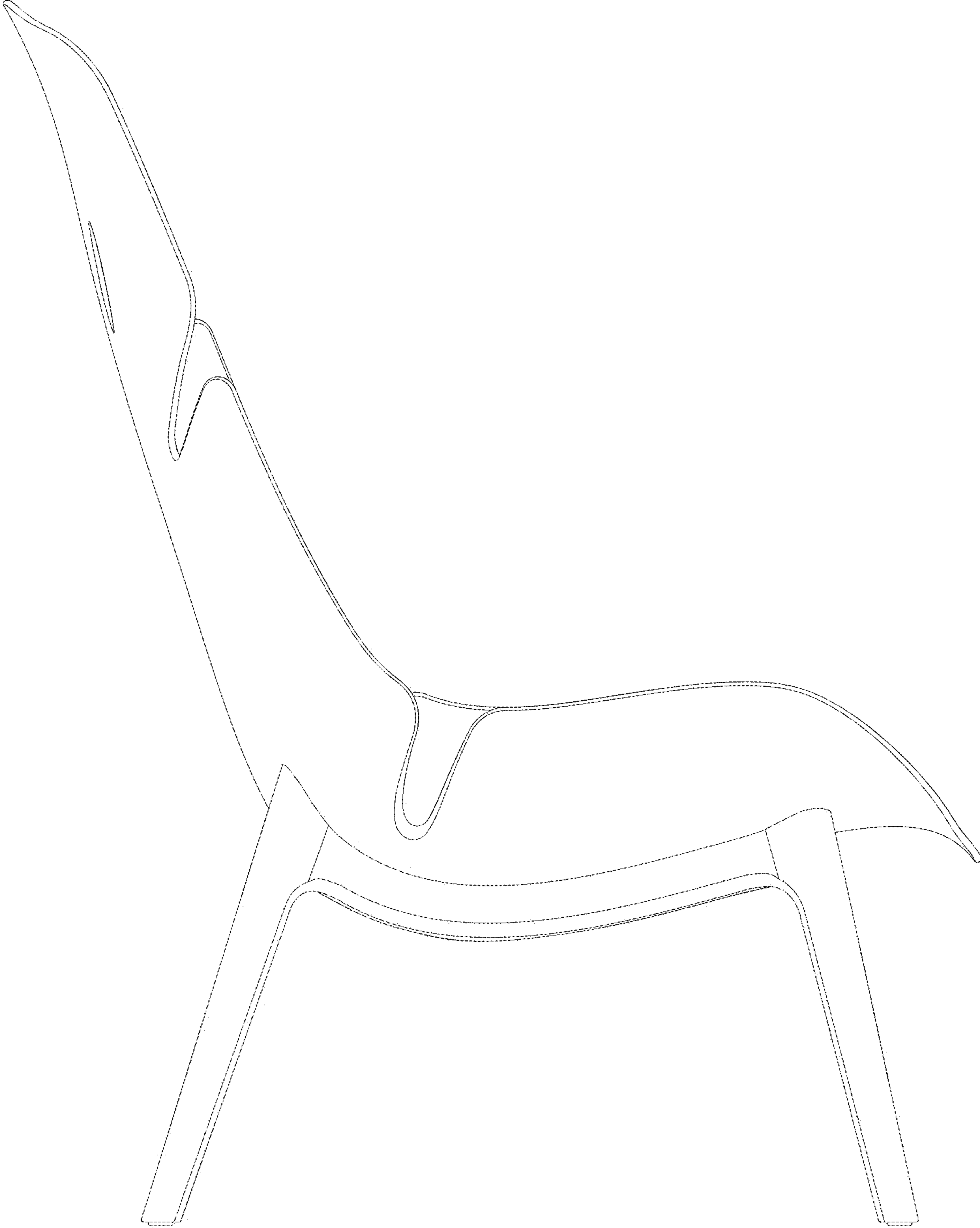


Fig. 4

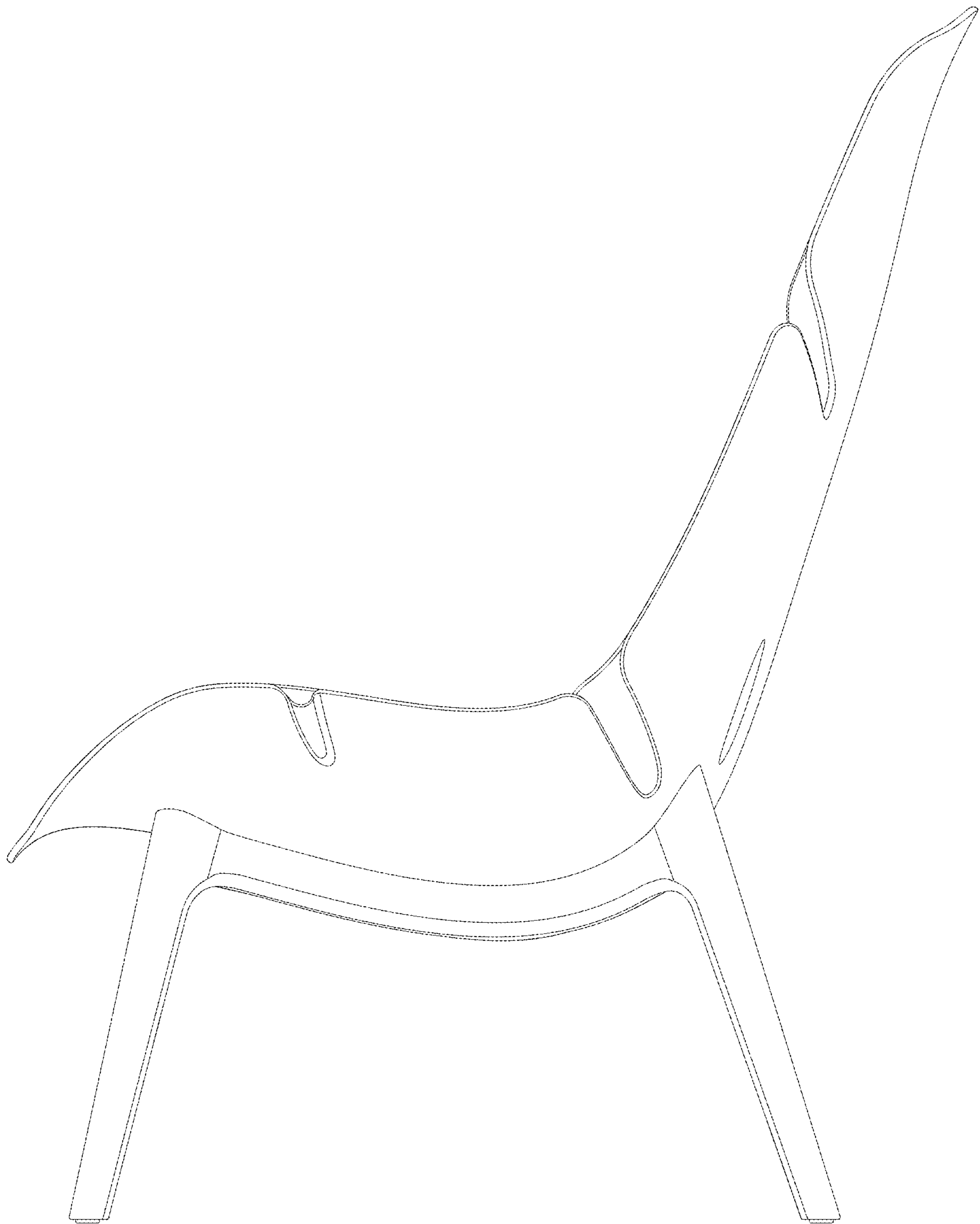


Fig. 5

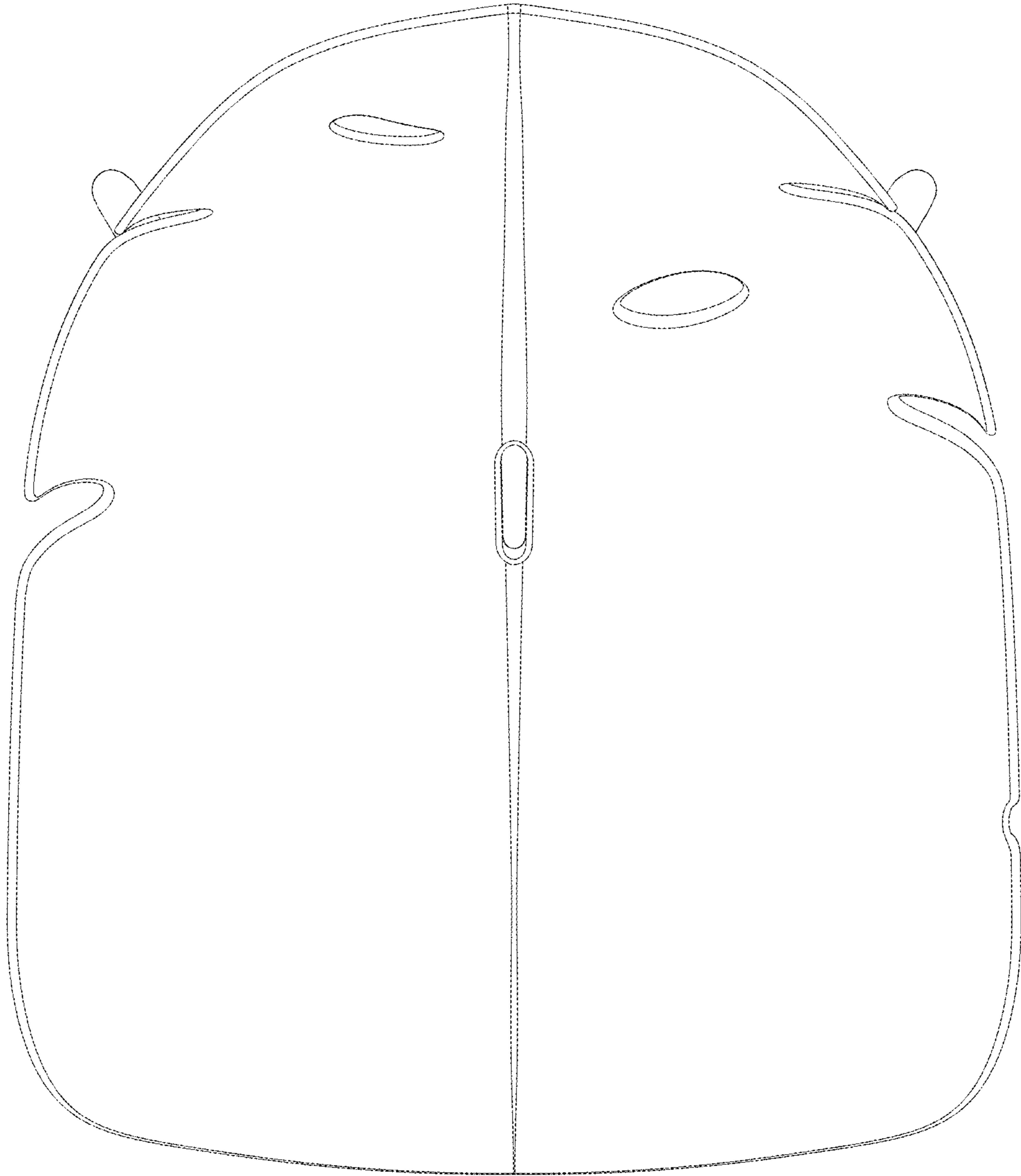


Fig. 6

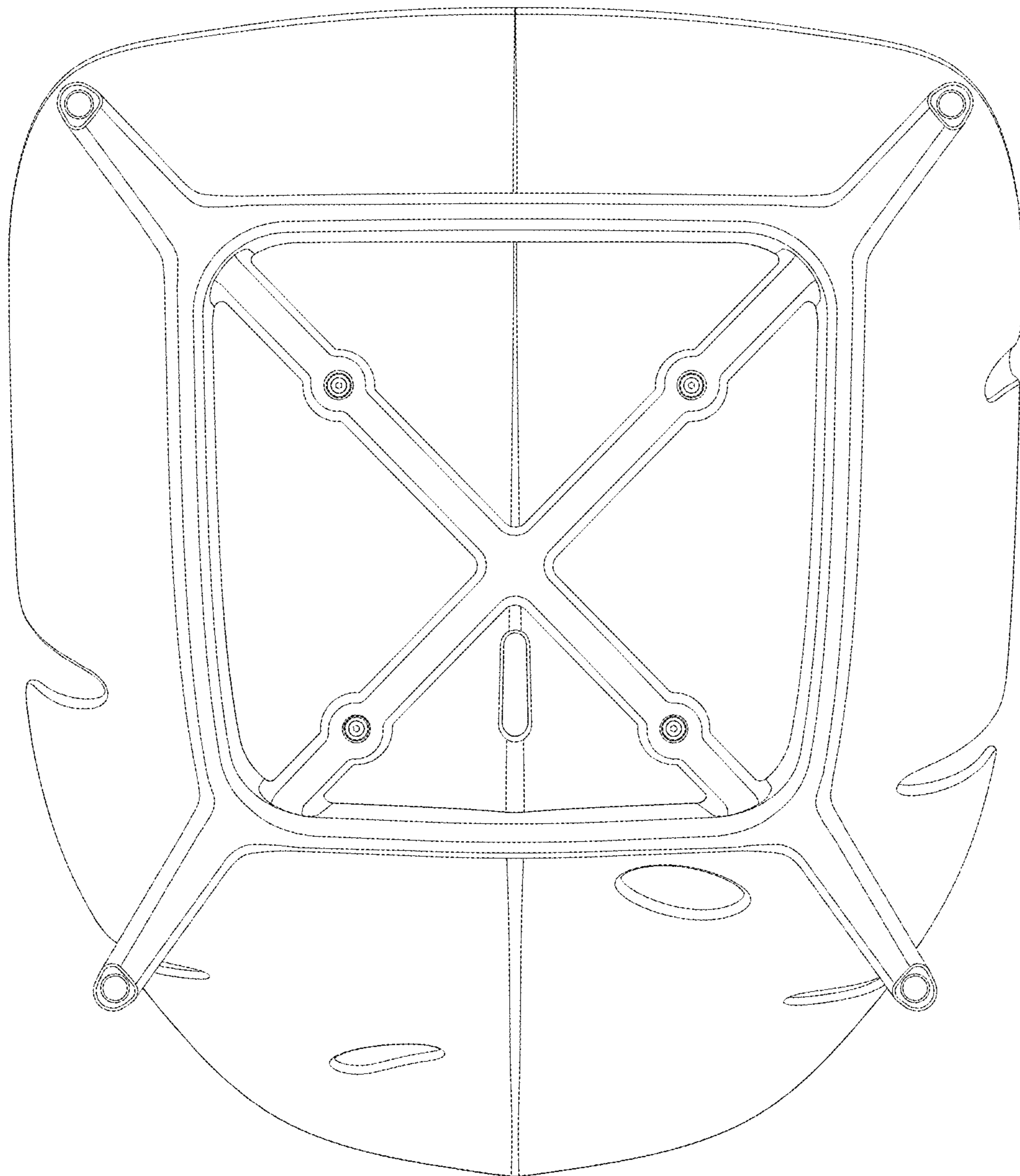


Fig. 7

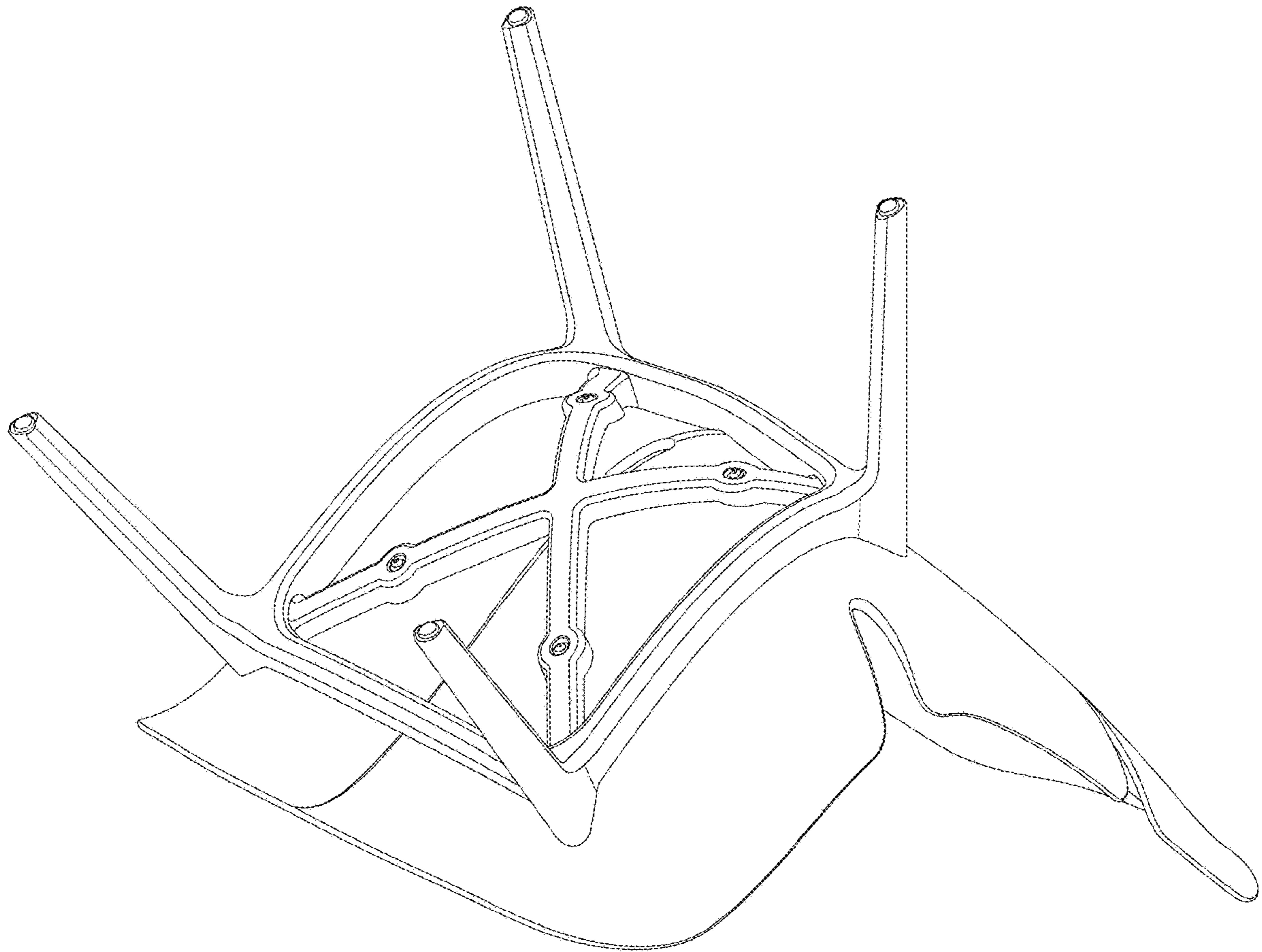


Fig. 8