



US00D887139S

(12) **United States Design Patent** (10) **Patent No.:** **US D887,139 S**
Zeng (45) **Date of Patent:** **** Jun. 16, 2020**

(54) **MEMORIAL BOX**
(71) Applicant: **Qinggang Zeng**, Qingdao (CN)
(72) Inventor: **Qinggang Zeng**, Qingdao (CN)
(**) Term: **15 Years**
(21) Appl. No.: **29/642,323**
(22) Filed: **Mar. 28, 2018**
(51) **LOC (12) Cl.** **03-01**
(52) **U.S. Cl.**
USPC **D3/294**
(58) **Field of Classification Search**
USPC ... D3/203.1, 203.6, 204, 205, 218, 273–274,
D3/276, 283, 284, 294–298, 315, 901,
D3/903, 905; D9/414, 415, 418, 420,
D9/423, 430, 432; D27/186, 187, 189,
D27/190, 191; D28/9, 36, 73, 76, 78, 82,
D28/83, 91; D6/659, 663, 667, 671.1;
D14/188, 204, 209.1; 206/526
CPC A45C 11/00; A45C 2011/001; A41G 5/02;
A41G 5/00
See application file for complete search history.

(56) **References Cited**

U.S. PATENT DOCUMENTS

D381,198 S * 7/1997 Just D3/273
D396,004 S * 7/1998 Srinual D3/294
D437,779 S * 2/2001 Randall D9/418
D510,210 S * 10/2005 Au D3/294
D570,114 S * 6/2008 Netz D3/294
D716,649 S * 11/2014 McAdam D9/418
D809,298 S * 2/2018 Zhu D3/294
D846,874 S * 4/2019 Chami D3/274
2011/0266163 A1* 11/2011 Mostowy A45C 5/02
206/6.1
2011/0315566 A1* 12/2011 Boynton A45C 11/16
206/6.1

2015/0223583 A1* 8/2015 Greenfield A45D 40/22
132/316
2016/0178168 A1* 6/2016 Didur F21V 23/04
2019/0208880 A1* 7/2019 Zhu B65D 43/165

OTHER PUBLICATIONS

Paw Print Impression Kit in Clay with Leather Photo Frame Case, posted at bogatiurns.com, no posting date, retrieved Feb. 4, 2020, online, URL:https://bogatiurns.com/product/paw-print-impresion-kit-in-clay-with-leather-photo-frame-case-pc01-s/ (Year: 2020).*

* cited by examiner

Primary Examiner — Lilyana Bekic
Assistant Examiner — Mary Shannon Malley
(74) *Attorney, Agent, or Firm* — Bayramoglu Law Offices LLC


(57) **CLAIM**

The ornamental design for a memorial box, as shown and described.

DESCRIPTION

FIG. 1 is a front view of a memorial box showing my new design;
FIG. 2 is a rear view thereof;
FIG. 3 is a top view thereof;
FIG. 4 is a bottom view thereof;
FIG. 5 is a left side view thereof;
FIG. 6 is a right side view thereof;
FIG. 7 is a perspective view thereof;
FIG. 8 is another perspective view thereof;
FIG. 9 is another perspective view in unfolded state thereof, with the memorial box shown in an opened configuration;
FIG. 10 is another perspective view thereof; and,
FIG. 11 is a perspective view thereof, with the memorial box shown in an opened configuration, and the insert shown removed.

1 Claim, 11 Drawing Sheets






FIG. 1




FIG. 2




FIG. 3




FIG. 4




FIG. 5




FIG. 6



FIG. 7



FIG. 8



FIG. 9



FIG. 10




FIG. 11